

MX Rotary Cutter Shafts

Keep your rotary cutter running through the season with quality, cost-effective aftermarket rotary cutter shafts from a trusted brand.



MX Rotary Cutter Shafts

Designed for all-purpose use, the MX rotary cutter shafts meet the requirements of small acreage, hobby farm users.



Performance Benefits

- Interchangeability with several popular brand models.
- Tri-lobe profile telescoping members.
- Included friction clutch for overload protection.
- Spring-loaded collar tractor yoke for easy connection.
- Adjustable design, or cut-to-length capabilities. *See page two for cut-to-length instructions.*
- Customer dedicated engineering and sales support.
- Meets all regional ASABE Standards in which they will be used.

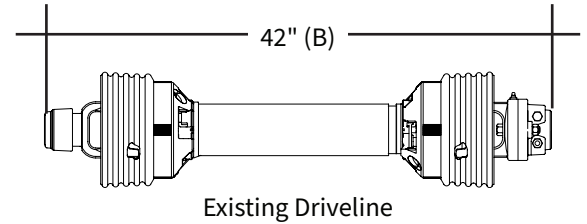
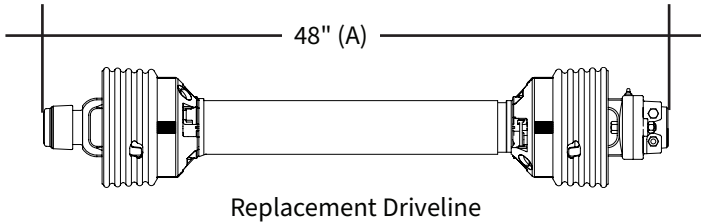
Complete Driveline - Including Friction Clutch

Part #	Tractor Yoke	Implement Yoke	OAL Compressed Length	Model Compatibility
14106558ST	1 $\frac{3}{8}$ x 6-spline	1 $\frac{3}{8}$ x 21-spline friction clutch	58.5"	Deere [®] models: MX5, MX6, MX7

**Length modification may be necessary to fit your specific application. May fit other popular brand Rotary Cutters.*



MX Rotary Cutter Shafts Length Adjustments



Example: If your replacement driveline overall length dimension is 48" (See A), and your existing overall driveline length dimension is 42" (See B), the amount to shorten EACH driveline half would be 6 inches. Your driveline is now ready to reassemble and use.




Remove guard and separate driveline halves. Shorten guard halves, pic. 1) and profile tube halves pic. 2) to required length.



Round off all sharp edges and remove burrs.



Thoroughly grease sliding profiles.



Reassemble guard halves. Both profile tubes should extend 40-mm (1.58") beyond the end of the guard tubes.



Reassemble driveline halves together making sure they slide (telescope) easily and ensure guards rotate freely on yokes.

If you need assistance with your MX Rotary Cutter, or would like to learn more about Weasler products and services, contact us today at oemsales@weasler.com.