TABLE OF CONTENTS

SAFETY SECTION 1

Warning & Safety Decals 2
Easy Lock Guard System 3
Greasing Recommendations 4
Driveline Length Adjustment 6

QUICK REFERENCE SECTION 7

Cross & Bearing Kit Interchange 8
Shafting & Tubing 11
Universal Joint Replacement 12
Easy Lock Guarding System 13
Nylon Bearing Repair Kit 15
80° Constant Velocity Driveline Replacement Chart 16
1000 Series Cross Reference 17
Locking Device & Locking Device Repair Kit 18
General Unit Conversion 19

DRIVELINE REPLACEMENT APPLICATIONS SECTION 21

NORTH AMERICAN DRIVELINE & COMPONENT SECTION 43

Part Number Identification 44
North American Transparency Identification System 45
6 Series 46
12 Series 51
14 Series 55
35 Series 60
44 Series 65
55 Series 70
77 Series 74
W Series 76
0675 Series 78
1000 Series 79
Miscellaneous 82
2600 Series 83
Shafting & Tubing 84
Shock Absorbing Flexible Coupling Disc 84
Locking Device & Locking Device Repair Kit 85

METRIC DRIVELINE & COMPONENT SECTION 87

Metric Transparency Identification System 88
Part Number Identification 89
1 Series - Bondioli & Pavesi 90
2 Series - Bondioli & Pavesi 93
3 Series - Bondioli & Pavesi 96
4 Series - Bondioli & Pavesi 99
5 Series - Bondioli & Pavesi 102
6 Series - Bondioli & Pavesi 105
7N Series - Bondioli & Pavesi 108
8 Series - Bondioli & Pavesi 111
9 Series - Bondioli & Pavesi 114
2100/100 Series - Walterscheid 117
2200/200 Series - Walterscheid 119
I Series - Walterscheid 121
2300/210 Series - Walterscheid 123
220/720 Series - Walterscheid 126

Weasler Engineering, Inc.
P. O. Box 558 • West Bend, WI 53095 • T: 262-338-2161 • F: 262-338-7765 • www.weasler.com

TABLE OF CONTENTS

METRIC DRIVELINE & COMPONENT SECTION ... *continued*

2400 Series - Walterscheid ... 128
2500 Series - Walterscheid ... 131
2600 Series - Walterscheid ... 134
II Series - Walterscheid ... 136
Shafting & Tubing ... 137
Metric Replacement Drivelines ... 138
Q.D. Repair Kit ... 141

CONSTANT VELOCITY DRIVELINES AND COMPONENTS SECTION.. 143

North American 80° CV Category 3 / 14 ... 144
North American 80° CV Category 4 / 35 ... 147
North American 80° CV Category 5 / 35/44 ... 151
North American 80° CV Category 6 / 55 ... 156
50° Constant Velocity Driveline ... 162
Metric 80° CV Catgory 3 / 2380 ... 164
Metric 80° CV Category 4 / 2480 ... 166
Metric 80° CV Category 6 / 2580 ... 170
Metric 80° CV Tri-Lobe ... 175

CLUTCH SECTION ... 177

TorqMaster Part Number Identification ... 178
TorqMaster Features and Benefits ... 179
TorqMaster Assembly Instructions ... 180
Clutch Pak Selection Guide ... 181
North American Clutch Components ... 183
Metric Clutch Components ... 186
Replacement Clutch Applications - Features and Benefits ... 192

SPROCKETS, HUBS, & PULLEYS SECTION ... 195

Welding Instructions ... 196
Sprocket & Hub Part Number System ... 196
Sprockets ... 197
Hubs ... 201
Pulleys ... 203

JAW COUPLING SECTION ... 205

Jaw Coupling Part Numbers ... 206

MERCHANDISERS SECTION ... 207

All Purpose Driveline Display ... 208
North American & Metric Rack Displays ... 209
North American Driveline Components Display ... 210
North American Driveline Components 44/55 Series Display ... 211
Metric Driveline Components Display ... 212
Sprockets, Hubs & Pulleys Display ... 213
Sprockets Display Components ... 214

Weasler Engineering, Inc.
P. O. Box 558 • West Bend, WI 53095 • T: 262-338-2161 • F: 262-338-7765 • www.weasler.com

Weasler®

Aftermarket Product Guide

Safety

SAFETY SECTION

WARNING!

- Be certain to disengage PTO shaft and to turn off the tractor before making any operational maintenance inspections or repairs. Keep clear of the machine until all parts have stopped moving.
- NEVER operate an implement with driveline guards missing or in a damaged condition.
- Guards must rotate freely on the yokes.

SAFETY DECALS

PART NO.: 13-10022

IMPORTANT

- **CHECK THAT GUARD MISSING DECAL ON STEEL TUBE UNDER INNER GUARD AND ROTATING DRIVELINE DECAL ON OUTER GUARD ARE FIRMLY AFFIXED, UNDAMAGED AND READABLE - *IF NOT, REPLACE.***
- **GUARDS MUST ROTATE FREELY ON YOKES**

PART NO.: 13-10021

FOR USE ON IMPLEMENT END ONLY



ALL CLUTCHES MUST BE USED ON THE IMPLEMENT END ONLY
Yellow decal is provided on clutch.

SAFETY MANUAL -

The *Agricultural Driveline Manufacturers Association* (ADMA) has printed a Safety Manual for owners and operators of agricultural machinery. Copies can be ordered from Weasler.
PART NO.: 56-15123

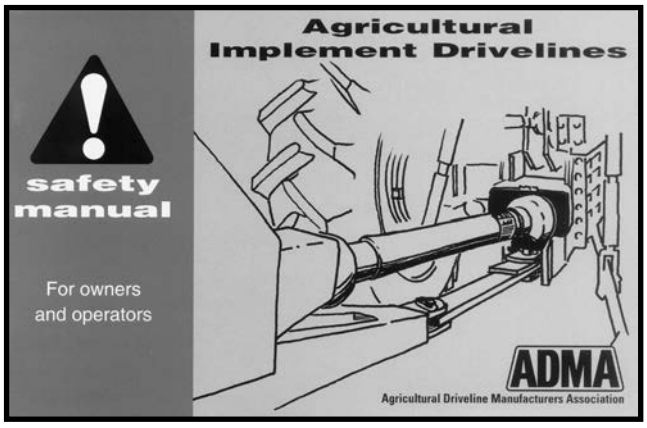

INSTRUCTIONS FOR REMOVAL AND INSTALLATION OF EASY LOCK GUARDS

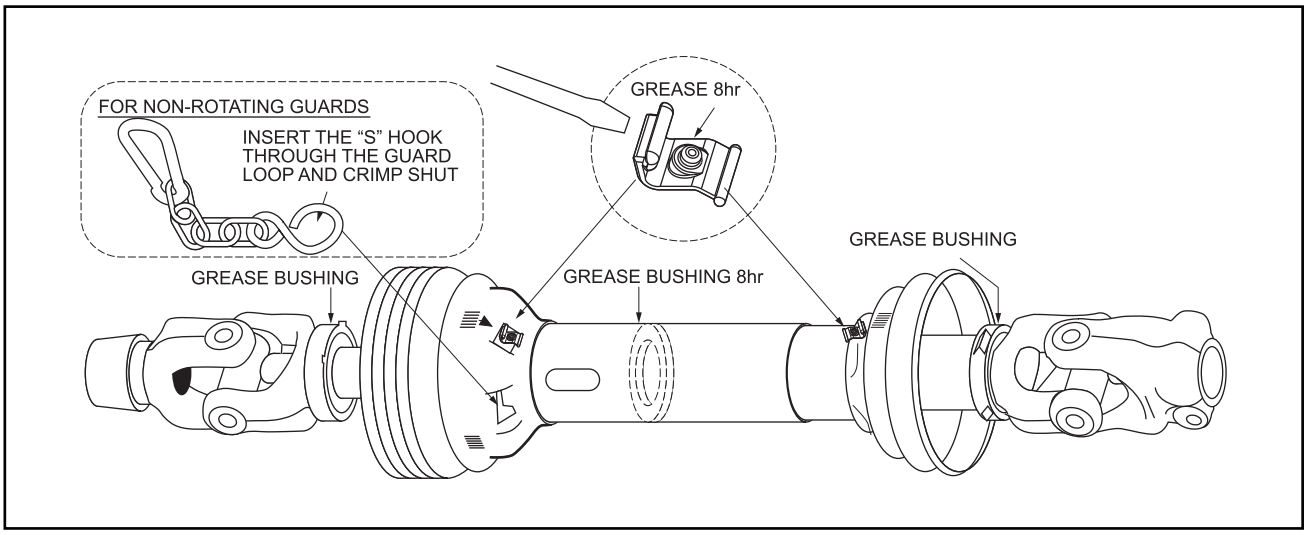

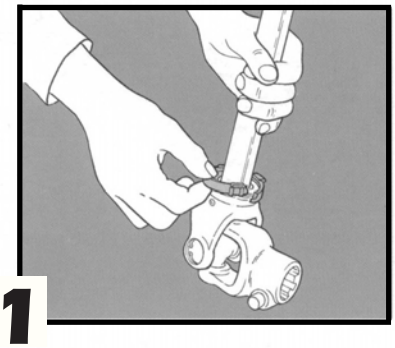

1 Clean and grease bearing raceway before the nylon bearing is placed in the groove. Grease any remaining nylon bearings in guard.

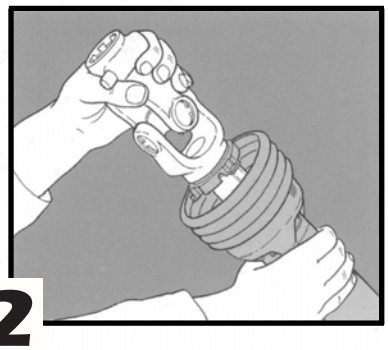

2 Slide guard half over driveline and insert nylon bearing tabs into the openings in the guard.

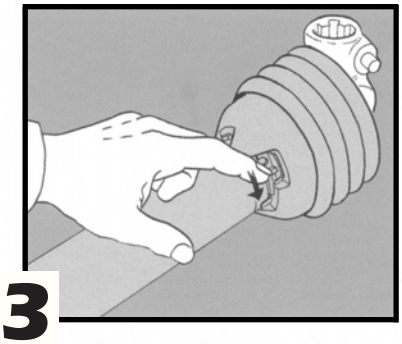

3 Turn the nylon bearing until it engages into the guard.

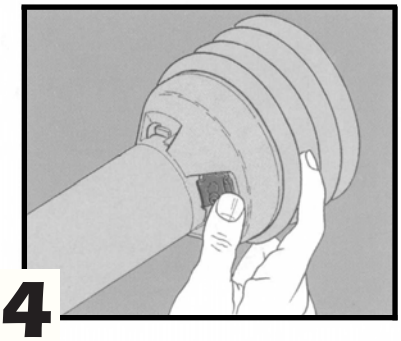

4 Push Easy Lock clip into position. The nylon bearing and guard are now secure. ***GUARDS MUST ROTATE FREELY ON YOKES.***

5 ***TO REMOVE GUARD -*** Use screwdriver to release Easy Lock clip. Turn the nylon bearings to disengage from the guard and remove guard.

GREASING RECOMMENDATIONS

Be certain to follow greasing instructions as identified below:

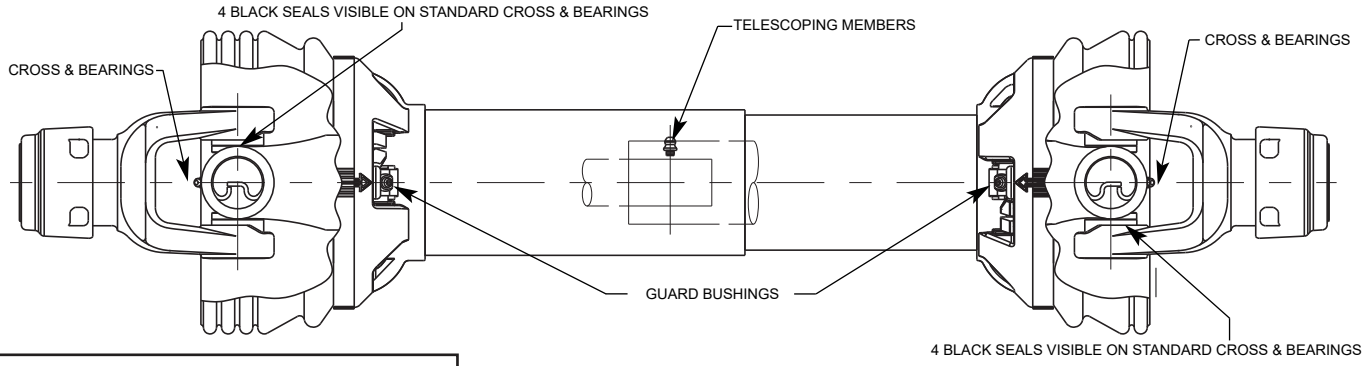

TELESCOPING DRIVELINES

LUBRICATE ALL FITTINGS WITH A GOOD QUALITY LITHIUM SOAP COMPATIBLE E.P. GREASE MEETING THE N.L.G.I. #2 SPECIFICATIONS AND CONTAINING NO MORE THAN 1% MOLYBDENUM DISULFIDE.

AN E.P. GREASE MEETING THE N.L.G.I. #2 SPECIFICATIONS AND CONTAINING 3% MOLYBDENUM DISULFIDE MAY BE SUBSTITUTED IN THE TELESCOPING MEMBERS ONLY.

LOCATION	STANDARD INTERVAL	EXTENDED LUBE INTERVAL	LEVER ACTION PUMPS
CROSS & BEARINGS	*8 HRS.	50 HRS.	2-3
TELESCOPING MEMBERS	8 HRS.	50 HRS.	8-10
CE & NON-ROTATING GUARD BUSHINGS (1000 RPM MAX.)	8 HRS.	50 HRS.	2

ROTATING GUARD BUSHINGS SHOULD BE LUBRICATED UPON REPLACEMENT

*CONSTANT ANGLE APPLICATIONS MAY REQUIRE A LUBE INTERVAL OF 4 HOURS

CAUTION!! REPLACEMENT PARTS ARE NOT LUBRICATED

REPLACEMENT PARTS MUST BE LUBRICATED AT TIME OF ASSEMBLY AND DURING USE PER THE LUBE RECOMMENDATIONS

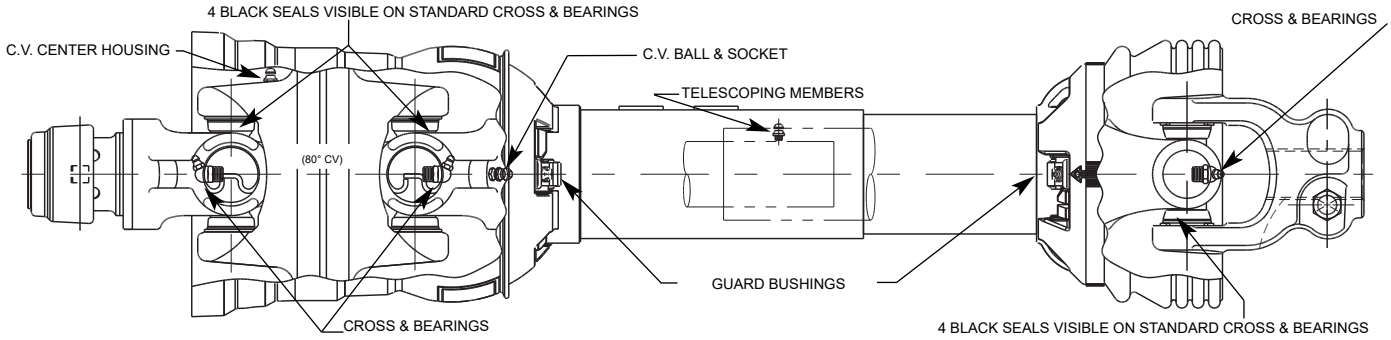

80° CONSTANT VELOCITY DRIVELINES

LUBRICATE ALL FITTINGS WITH A GOOD QUALITY LITHIUM SOAP COMPATIBLE E.P. GREASE MEETING THE N.L.G.I. #2 SPECIFICATIONS AND CONTAINING NO MORE THAN 1% MOLYBDENUM DISULFIDE.

AN E.P. GREASE MEETING THE N.L.G.I. #2 SPECIFICATIONS AND CONTAINING 3% MOLYBDENUM DISULFIDE MAY BE SUBSTITUTED IN THE TELESCOPING MEMBERS ONLY.

LOCATION	STANDARD INTERVAL	EXTENDED LUBE INTERVAL	LEVER ACTION PUMPS
CROSS & BEARINGS	*8 HRS.	50 HRS.	2-3
TELESCOPING MEMBERS	8 HRS.	50 HRS.	8-10
CV BALL & SOCKET	*8 HRS.	50 HRS.	4-6
CV CENTER HOUSING	24 HRS.	50 HRS.	12-15
CE & NON-ROTATING GUARD BUSHINGS (1000 RPM MAX.)	8 HRS.	50 HRS.	2

ROTATING GUARD BUSHINGS SHOULD BE LUBRICATED UPON REPLACEMENT

*CONSTANT ANGLE APPLICATIONS MAY REQUIRE A LUBE INTERVAL OF 4 HOURS

CAUTION!! REPLACEMENT PARTS ARE NOT LUBRICATED

REPLACEMENT PARTS MUST BE LUBRICATED AT TIME OF ASSEMBLY AND DURING USE PER THE LUBE RECOMMENDATIONS

GREASING RECOMMENDATIONS

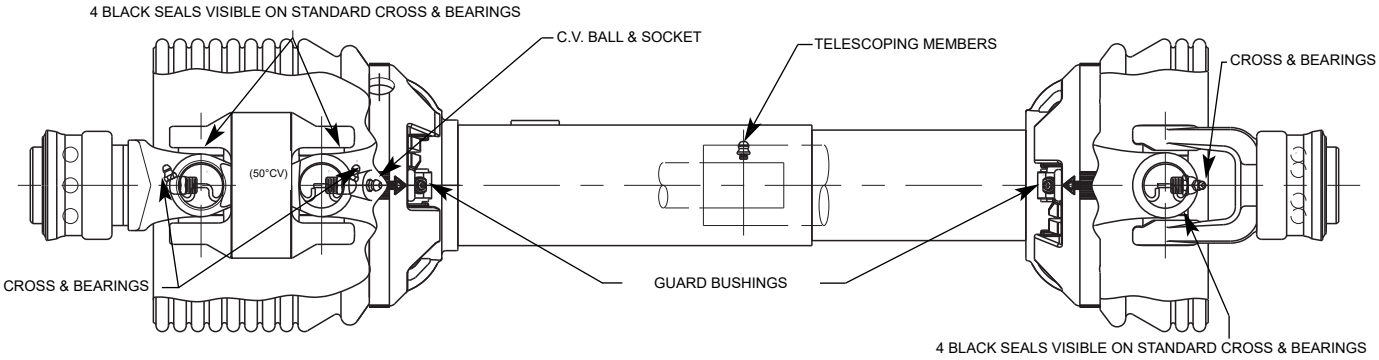

50° CONSTANT VELOCITY DRIVELINES

LUBRICATE ALL FITTINGS WITH A GOOD QUALITY LITHIUM SOAP COMPATIBLE E.P. GREASE MEETING THE N.L.G.I. #2 SPECIFICATIONS AND CONTAINING NO MORE THAN 1% MOLYBDENUM DISULFIDE.

AN E.P. GREASE MEETING THE N.L.G.I. #2 SPECIFICATIONS AND CONTAINING 3% MOLYBDENUM DISULFIDE MAY BE SUBSTITUTED IN THE TELESCOPING MEMBERS ONLY.

LOCATION	STANDARD INTERVAL	EXTENDED LUBE INTERVAL	LEVER ACTION PUMPS
CROSS & BEARINGS	*8 HRS.	50 HRS.	2-3
TELESCOPING MEMBERS	8 HRS.	50 HRS.	8-10
CV BALL & SOCKET	*8 HRS.	N/A	4-6
CE & NON-ROTATING GUARD BUSHINGS (1000 RPM MAX.)	8 HRS.	50 HRS.	2

ROTATING GUARD BUSHINGS SHOULD BE LUBRICATED UPON REPLACEMENT

*CONSTANT ANGLE APPLICATIONS MAY REQUIRE A LUBE INTERVAL OF 4 HOURS

CAUTION!! REPLACEMENT PARTS ARE NOT LUBRICATED

REPLACEMENT PARTS MUST BE LUBRICATED AT TIME OF ASSEMBLY AND DURING USE PER THE LUBE RECOMMENDATIONS

GREASING RECOMMENDATIONS FOR CROSS & BEARING KITS

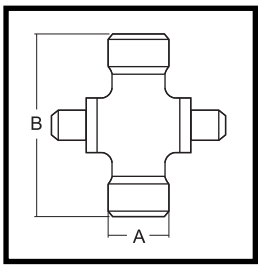

STANDARD CROSS & BEARING KITS (R-KITS) = 8 HOURS

EXTENDED LUBRICATION CROSS & BEARING KITS (E-KITS) = 50 - 250 HOURS

DRIVELINE LENGTH ADJUSTMENT

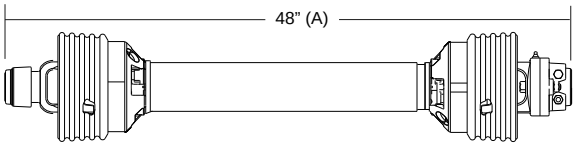

Replacement Driveline

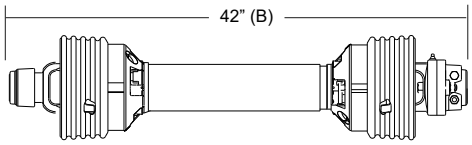

Existing Driveline

1

2

Remove guard from driveline. Separate driveline halves. Shorten guard halves (Pic. 1) and profile tube halves (Pic. 2) same as existing driveline halves or see example below.

3

Round off all sharp edges and remove burrs.

4

Grease sliding profiles.

5

Reassemble guard halves. Both profile tubes should extend 40-mm (1.58”) beyond the end of the guard tubes.

6

Reassemble driveline halves together making sure they slide (telescope) easily and ensure guards rotate freely on yokes.

<u>EXAMPLE:</u> If overall replacement driveline length dimension is 48” (See A), and your existing overall driveline length dimension is 42” (See B), the amount to shorten EACH driveline half would be 6”.

Your driveline is now ready to reassemble and use.

Weasler®

Aftermarket Product Guide

Quick Reference

CROSS REFERENCE CHART

NORTH AMERICAN COMPONENTS

Weasler Cross & Brg. Kit Stock #	Weasler Aftmkt. U-Joint Series	Weasler U-Joint Series	APC/Wesco U-Joint Series	Chainbelt U-Joint Series	G&G U-Joint Series	Neapco U-Joint Series	Rockwell U-Joint Series	Spicer U-Joint Series
200-0100							1FR	
200-0600	6	L6W/6RW	6N 6R	–	6N	L600	L6N	–
200-0675						0675		
200-0700		W						
200-1000								1000
200-1200	12	12RW 12R	12N	R12N R31N/120	12N	1200	L12N	1140
200-1400	14	14R/GN 14NW	14N	R14N/140	14N	2000	L14N	1240
200-1875						1800		
200-2600						2600		1480
200-3500	35	35RW/35R DN/35NW	35N	R35N/350	35N	2200	35N	1340
200-4400	44	44R	44N	440	44R	44R	44R	1440
200-5500	55	L55/55NW 55R	–	–	55N	–	55N	–

QUICK REFERENCE SECTION

METRIC COMPONENTS

Cross & Bearing R-Kit Stock #	Cross & Bearing E-Kit Stock No.	Interchanges With Bondioli & Pavesi Series	Interchanges With Walterscheid Series
200-6154	201-6154	1	N/A
200-6580	201-6580	5	N/A
200-6794	201-6794	7N	N/A
200-6806	201-6806	8	N/A
200-6908	201-6908	9	N/A
200-7004	201-7004	N/A	2600
200-7155	201-7155	N/A	2100
200-7676	201-7676	N/A	2400
200-7890	N/A	N/A	II
200-7989	201-7989	N/A	2500
200-8261	201-8261	2	2200
200-8370	201-8370	3	I
200-8474	201-8474	4	2300
200-8692	201-8692	6	220
200-8706	201-8706	7 (Old Series)	230
200-7276	201-7276	N/A	2280
200-7491	201-7491	N/A	2380
200-7694	201-7694	N/A	2480

QUICK REFERENCE for Cross & Bearing Kits

1 Snap Ring located in the bushing (Internal)

2 Snap Ring located in the yoke (External)

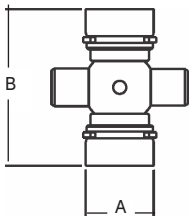

A - Bearing Diameter
B - Cap to Cap Length

NORTH AMERICAN SERIES

Weasler (R) Stock No.	Weasler (E) Stock No.	Series	(R) Kit Rated H/P @ 540 rpm	(E) Kit Rated H/P @ 540 rpm	(R) Kit Rated H/P @1000 rpm	(E) Kit Rated H/P @1000 rpm	(C) Bearing Diameter	(D) Cap to Cap Overall Length	Snap Ring Type	Page No.
200-0100	N/A	Rockwell 1FR	N/A	N/A	N/A	N/A	7/8" (.88)	2 15/16" (2.94)	2	82
200-0600	201-0600	6	14	19	21	29	31/32" (.97)	2 9/32" (2.28)	1	46
200-0675	N/A	0675	16	N/A	24	N/A	15/16" (.94)	2 5/16" (2.31)	1	78
200-0700	N/A	W	N/A	N/A	N/A	N/A	9/16" (.56)	1 1/2" (1.5)	Pin & Block	76
200-1000	N/A	1000	15	N/A	24	N/A	15/16" (.94)	2 23/64" (2.36)	1	79
200-1200	201-1200	12	19	26	29	40	1 1/16" (1.06)	2 1/2" (2.5)	1	51
200-1400	201-1400	14	28	38	44	58	1 1/8" (1.13)	2 5/8" (2.63)	2	55
200-1401	(Interchanges w/ Howse)	14	28	N/A	44	N/A	1 1/8" (1.13)	3 5/32" (3.16)	1	82
200-1875	N/A	1800	30	N/A	48	N/A	1" (1.0)	3 7/32" (3.22)	1	82
200-2600	N/A	2600	100	N/A	144	N/A	1 3/8" (1.38)	4 3/16" (4.19)	2	83
200-3500	201-3500	35	51	70	79	108	1 1/4" (1.25)	3 7/32" (3.22)	2	60
200-3501	(Interchanges w/ Howse)	35	51	N/A	79	N/A	1 1/4" (1.25)	3 7/32" (3.22)	1	82
200-4400	201-4400	44	77	103	119	158	1 5/16" (1.31)	4" (4.0)	1	65
200-5500	201-5500	55	106	137	164	211	1 17/32" (1.53)	4 5/16" (4.31)	2	70
N/A	201-7700	77	N/A	171	N/A	264	1 25/32" (1.78")	4 31/32" (4.96")	2	74

ITALIAN SERIES

Weasler (R) Stock No.	Weasler (E) Stock No.	Series	(R) Kit Rated H/P @ 540 rpm	(E) Kit Rated H/P @ 540 rpm	(R) Kit Rated H/P @1000 rpm	(E) Kit Rated H/P @1000 rpm	Bearing Diameter	Cap to Cap Overall Length	Snap Ring Type	Page No.
200-6154	201-6154	1	15	19	23	29	22.0 mm (.8661)	54.0 mm (2.126)	2	90
200-8261	201-8261	2	21	25	33	38	23.8 mm (.937)	61.2 mm (2.409)	2	93
200-8370	201-8370	3	29	38	44	58	27.0 mm (1.063)	70.0 mm (2.756)	2	96
200-8474	201-8474	4	36	45	56	70	27.0 mm (1.063)	74.6 mm (2.937)	2	99
200-6580	201-6580	5	52	65	81	100	30.2 mm (1.189)	79.4 mm (3.134)	2	102
200-8692	201-8692	6	64	79	99	122	30.2 mm (1.189)	92.0 mm (3.661)	2	105
200-6794	201-6794	7N	79	94	122	145	34.9 mm (1.374)	94.0 mm (3.701)	2	108
200-6806	201-6806	8	100	120	154	185	34.9 mm (1.374)	106.5 mm (4.193)	2	111
200-6908	201-6908	9	120	151	185	232	41.0 mm (1.614)	108.0 mm (4.252)	2	114

GERMAN SERIES

Weasler (R) Stock No.	Weasler (E) Stock No.	Series	(R) Kit Rated H/P @ 540 rpm	(E) Kit Rated H/P @ 540 rpm	(R) Kit Rated H/P @1000 rpm	(E) Kit Rated H/P @1000 rpm	Bearing Diameter	Cap to Cap Overall Length	Snap Ring Type	Page No.
200-7155	201-7155	2100	16	19	23	29	22.0 mm (.8661)	54.8 mm (2.158)	2	117
200-8261	201-8261	2200	21	25	33	38	23.8 mm (.937)	61.2 mm (2.409)	2	119
200-8370	201-8370	I	30	38	44	58	27.0 mm (1.063)	70.0 mm (2.756)	2	121
200-8474	201-8474	2300	37	45	56	70	27.0 mm (1.063)	74.6 mm (2.937)	2	123
200-8692	201-8692	220	64	79	99	122	30.2 mm (1.189)	92.0 mm (3.661)	2	126
200-7676	201-7676	2400	53	66	80	102	32.0 mm (1.259)	76.0 mm (2.992)	2	128
200-7989	201-7989	2500	80	94	124	144	36.0 mm (1.417)	88.8 mm (3.496)	2	131
200-7004	201-7004	2600	113	149	175	230	42.0 mm (1.654)	104.0 mm (4.095)	2	134

Constant Velocity Cross & Bearing Kits Quick Reference

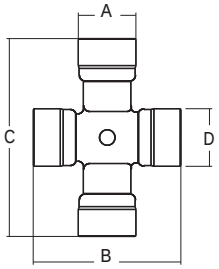

UNEQUAL ARM C.V. KITS

80° NORTH AMERICAN SERIES

Weasler (R) Stock No.	Weasler (E) Stock No.	Category	Series	(A) Bearing Diameter	(B) Cap to Cap Overall Length	(C) Cap to Cap Overall Length	(D) Bearing Diameter	Page No.
200-1430	201-1430	3	14	1 1/8" (1.13)	2 5/8" (2.63)	4 1/4" (4.25)	1 1/8" (1.13)	144
200-3540	201-3540	4	35	1 1/8" (1.13)	3 7/32" (3.22)	4 1/4" (4.25)	1 1/4" (1.25)	147
200-3545	201-3545	5	35/44	1 1/4 "(1.25)	3 7/32" (3.22)	4 5/16" (4.31)	1 1/4" (1.25)	151
200-5556	N/A	6	55	1 5/16" (1.31)	3 23/32" (3.72)	4 5/16" (4.31)	1 17/32" (1.53)	156

QUICK REFERENCE SECTION

80° GERMAN SERIES

Weasler (R) Stock No.	Weasler (E) Stock No.	Series	(A) Bearing Diameter	(B) Cap to Cap Overall Length	(C) Cap to Cap Overall Length	(D) Bearing Diameter	Page No.
200-7491	201-7491	Metric 2380	27mm (1.063)	74.6mm (2.94)	91mm (3.583)	23.8mm (.737)	164
200-7694	201-7694	Metric 2480	32mm (1.259)	76mm (2.992)	94mm (3.701)	27mm (1.063)	166
200-7906	201-7906	Metric 2580	36mm (1.417)	88.8mm (3.496)	106mm (4.173)	32mm (1.259)	170

80° EQUAL ARM WORLD WIDE C.V. KITS

Equal Arm C.V. Kits are not interchangeable with Unequal Arm C.V. Kits

Weasler (R) Stock No.	Weasler (E) Stock No	ASAE Category	(A) Bearing Diameter	(B) Cap to Cap Overall Length
203-0310	204-0310	Cat. 3	27.0mm (1.07)	81.7mm (3.22)
203-8692	204-8692	Cat. 4	30.22mm (1.19)	92.0mm (3.63)
200-5800	201-5800	Cat. 5	30.22mm (1.19)	106.5mm (4.19)
203-6806	204-6806	Cat. 6	34.94mm (1.38)	106.5mm (4.20)

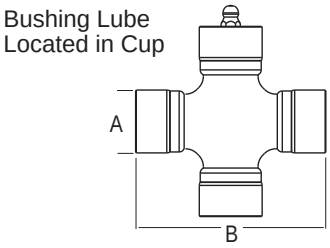

NORTH AMERICAN SHAFTING & TUBING

North American Shaft

Stock Number	Size	Length
400-0012	3/4" Sq.	6'
400-0014	7/8" Sq.	6'
400-0015	15/16" Sq.	6'
400-0016	1" Sq.	6'
400-0019	1 3/16" Sq.	6'
400-0021	1 5/16" Sq.	6'
400-1214	3/4" × 7/8" Rect.	6'
400-1618	1" × 1 1/8" Rect.	6'
402-0014	7/8" Hex	6'
402-0016	1" Hex	6'
402-0018	1 1/8" Hex	6'
402-0020	1 1/4" Hex	6'
404-0019	1 3/16" Sq.	3'
404-0021	1 5/16" Sq.	3'
404-1214	3/4" × 7/8" Rect.	3'
404-1615H	1" × 15 Spl. (Induction Hardened)	3'
404-1618	1" × 1 1/8" Rect.	3'
404-2120	1 5/16" × 20 Spl. (Induction Hardened)	3'
404-2720	1 11/16" × 20 Spl. (Induction Hardened)	3'
404-7720	1 7/8" x 20 Spl. (Induction Hardened)	3

North American Tube

Stock Number	Size	Length
600-0012	1" Sq. Fits Shaft 3/4" Sq.	6'
600-0015	1 1/4" Sq. (.120 Wall) Fits Shaft 15/16"	6'
600-0016	1 1/4" Sq. (.109 Wall) Fits Shaft 1" Sq.	6'
600-0020	1 5/8" Sq. Fits Shaft 1.25" Sq.	6'
600-1618	1" × 1 x 1/8" Rect.O.D - Fits Shaft 3/4" x 7/8"	6'
600-2022	1 1/4" × 1 3/8" Rect.O.D - Fits Shaft 1" x 1 1/8"	6'
602-0600	1 1/2" Rd. (.065 Wall) O.D.	6'
602-1400	2" Rd. (.083 Wall) O.D.	6'
602-2600	2 3/4" Rd. (.109 Wall) O.D.	6'
602-3500	2 1/8" Rd. (.120 Wall) O.D.	6'
602-4400	2 1/2" Rd. (.120 Wall) O.D.	6'
604-0600	1 1/2" Rd. (.065 Wall) O.D.	3'
604-1400	2" Rd. (.083 Wall) O.D.	3'
604-1618	1" × 1 1/8" Rect.O.D - Fits Shaft 3/4" x 7/8"	3'
604-2022	1 1/4" × 1 3/8" Rect. O.D - Fits Shaft 1" x 1 1/8"	3'
604-3500	2 1/8" Rd. (.120 Wall) O.D.	3'
604-4400	2 1/2" Rd. (.120 Wall) O.D.	3'

GERMAN-STYLE SHAFTING & TUBING

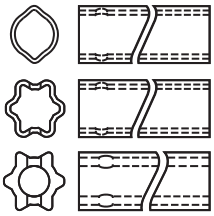

Lemon & Star Profile

ITALIAN-STYLE SHAFTING & TUBING

Tri-Lobe Profile

		LENGTH		OUTSIDE DIAMETER		WALL THICKNESS			
SERIES	STOCK NO.	M	IN.	M	IN.	MM	IN.	USE AS	PROFILE
ByPy 1	400-6126	1.5	59.06	26.5	1.024	3.4	.138	Inner	Tri-Lobe
ByPy 1	404-6126	1	39.37	26.5	1.024	3.4	.138	Inner	Tri-Lobe
ByPy 1	600-6133	1.5	59.06	32.5	1.299	2.6	.102	Outer	Tri-Lobe
ByPy 1	604-6133	1	39.37	32.5	1.299	2.6	.102	Outer	Tri-Lobe
ByPy 1	604-6133	1	39.37	32.5	1.299	2.6	.102	Outer	Tri-Lobe
ByPy 2	400-6229	1.5	59.06	29	1.142	4.1	.134	Inner	Tri-Lobe
ByPy 2	404-6229	1	39.37	29	1.142	4.1	.134	Inner	Tri-Lobe
ByPy 2	600-6236	1.5	59.06	36	1.417	3.2	.134	Outer	Tri-Lobe
ByPy 2	604-6236	1	39.37	36	1.417	3.2	.134	Outer	Tri-Lobe
ByPy 3	600-6236	1.5	59.06	36	1.417	3.2	.134	Inner	Tri-Lobe
ByPy 3	604-6236	1	39.37	36	1.417	3.2	.134	Inner	Tri-Lobe
ByPy 3 & 4	600-6343	1.5	59.06	43.5	1.713	3.4	.138	Outer	Tri-Lobe
ByPy 3 & 4	604-6343	1	39.37	43.5	1.713	3.4	.138	Outer	Tri-Lobe
ByPy 4	400-6436	1.5	59.06	36	1.417	3.9	.157	Inner	Tri-Lobe
ByPy 4	404-6436	1	39.37	36	1.417	3.9	.157	Inner	Tri-Lobe
ByPy 5 & 6	400-6545	1.5	59.06	45	1.77	3.9	.150	Inner	Tri-Lobe
ByPy 5 & 6	404-6545	1	39.37	45	1.77	3.9	.150	Inner	Tri-Lobe
ByPy 5	600-6552	1.5	59.06	51.5	2.03	3	.120	Outer	Tri-Lobe
ByPy 5	604-6552	1	39.37	51.5	2.03	3	.120	Outer	Tri-Lobe
ByPy 6 & 7N	600-6654	1.5	59.06	54	2.13	4.5	.180	Outer	Tri-Lobe
ByPy 6 & 7N	604-6654	1	39.37	54	2.13	4.5	.180	Outer	Tri-Lobe
ByPy 7N	400-6745	1.5	59.06	45	1.77	5.4	.210	Inner	Tri-Lobe
ByPy 7N	404-6745	1	39.37	45	1.77	5.4	.210	Inner	Tri-Lobe
ByPy 8	600-6654	1.5	59.06	54	2.13	4.5	.180	Inner	Tri-Lobe
ByPy 8	604-6654	1	39.37	54	2.13	4.5	.180	Inner	Tri-Lobe
ByPy 8 & 9	600-6863	1.5	59.06	63	2.48	4.1	.161	Outer	Tri-Lobe
ByPy 8 & 9	604-6863	1	39.37	63	2.48	4.1	.161	Outer	Tri-Lobe
ByPy 9	400-6954	1.5	59.06	54	2.13	4.9	.190	Inner	Tri-Lobe
ByPy 9	404-6954	1	39.37	54	2.13	4.9	.190	Inner	Tri-Lobe
W/S 2100	400-7123	1.5	59.06	23.5	0.93	SOLID		Inner	Lemon
W/S 2100	404-7123	1	39.37	23.5	0.93			Inner	Lemon
W/S 2100	600-7130	1.5	59.06	30	1.19	2.9	.114	Outer	Lemon
W/S 2100	604-7130	1	39.37	30	1.19	2.9	.114	Outer	Lemon
W/S I, 2200 & 2300	400-7234	1.5	59.06	34.5	1.36	4	.160	Inner	Lemon
W/S I, 2200 & 2300	404-7234	1	39.37	34.5	1.36	4	.160	Inner	Lemon
W/S I, 2200 & 2300	600-7241	1.5	59.06	41	1.61	2.9	.114	Outer	Lemon
W/S I, 2200 & 2300	604-7241	1	39.37	41	1.61	2.9	.110	Outer	Lemon
W/S 2400 & 220/720	400-7539	1.5	59.06	39.5	1.56	4.5	.180	Inner	Lemon
W/S 2400 & 220/720	404-7539	1	39.37	39.5	1.56	4.5	.180	Inner	Lemon
W/S 2400 & 220/720	600-7548	1.5	59.06	48	1.89	3.8	.150	Outer	Lemon
W/S 2400 & 220/720	604-7548	1	39.37	48	1.89	3.8	.150	Outer	Lemon
W/S 2400 & 2500	400-7651	1.5	59.06	51	2.07	6	.240	Inner	Star
W/S 2400 & 2500	404-7651	1	39.37	51	2.07	6	.240	Inner	Star
W/S 2400 & 2500	600-7961	1.5	59.06	61	2.4	4.3	.170	Outer	Star
W/S 2400 & 2500	604-7961	1	39.37	61	2.4	4.3	.170	Outer	Star
W/S 2600	600-7961	1.5	59.06	61	2.4	4.3	.170	Inner	Star
W/S 2600	604-7961	1	39.37	61	2.4	4.3	.170	Inner	Star
W/S 2600	600-7071	1.5	59.06	71.5	2.81	4.9	.190	Outer	Star
W/S 2600	604-7071	1	39.37	71.5	2.81	4.9	.190	Outer	Star

TO DISASSEMBLE UNIVERSAL JOINT

1. Remove all snap rings

1



EXTERNAL



INTERNAL

2



Position joint in loose vise, strike top arm of unsupported yoke to drive the top cup up. Repeat on opposite side.

3



Grip loosened cup in vise, strike yoke arm to drive yoke off cup. Repeat on opposite cup.

4



Support cross in loose vise and strike yoke arm. Repeat Step 3 to remove remaining two cups.

TO REASSEMBLE UNIVERSAL JOINT

1



Smear grease into bearings and check for dirt.

CAUTION:

MAKE SURE ALL NEEDLE BEARINGS ARE SEATED PROPERLY

2



Insert cup and cross. Drive in with spacer.

3



Insert snap ring.

4



Insert second cup and hold cross **into cup. Drive cup flush with arm.**

5



Drive cup down with spacer and insert snap ring.

6

To loosen cross, strike yoke arm and check cross for free rotation.

7

Position second yoke on cross. Repeat Steps 2 to 6.

8

GREASE KIT AFTER ASSEMBLY IS COMPLETED



NORTH AMERICAN

SERIES	OLD GUARDS	OLD NYLON BEARING KITS	NEW GUARDS	NEW NYLON BEARING KITS
6	900-0648	920-0600/920-4P15	900-2548	921-0600
	900-0660	920-0600/920-4P15	900-2560	921-0600
W	900-0748	920-0141	900-2548	921-5170
12	900-1248	920-1200/920-4P16	900-2548	921-1200
	900-1260	920-1200/920-4P16	900-2560	921-1200
14	900-1248	920-1200/920-5071	900-2548	921-1200
	900-1260	920-1200/920-5071	900-2560	921-1200
35	900-3548	920-3500/920-5084	900-2548	921-1200
	900-3560	920-3500/920-5084	900-2560	921-1200
44	900-4448	920-4400	902-3548	921-4400
	900-4460	920-4400	902-3560	921-4400
55	900-4448	920-4400	902-3548	921-4400
	900-4460	920-4400	902-3560	921-4400

PLEASE NOTE!

- *Not all guard and nylon bearing systems are interchangeable. When purchasing shaft weld and tube weld yokes or guards, make certain there is a proper fit between nylon bearing raceway in yoke and guard. Make sure guard rotates freely on the yokes.*
- *The nylon bearings provided are the most popular in the replacement market. If the nylon bearing provided is not a proper fit, it is essential that the proper nylon bearing is identified and installed to insure proper performance and safety. To assist in ordering the proper nylon bearing, listed in this brochure are stock numbers and dimensions for nylon bearings.*
- *All Series North American guards are provided without nylon bearings. To help assure the proper set of nylon bearings are installed, one nylon bearing set will be exactly the same (nylon bearing raceway dimensions) as has always been provided in our aftermarket guards. The other set will be dimensioned to retrofit the Weasler OEM raceway. Assembly instructions included with these nylon bearing kits.*
- *ALL GUARDS ARE PROVIDED WITHOUT NYLON BEARINGS - ORDER NYLON BEARINGS SEPARATELY*

METRIC

INTERCHANGES with SERIES	OLD GUARDS	OLD NYLON BEARING KITS	NEW GUARDS	NEW NYLON BEARING KITS
BYPY 1	900-8134	960-0101	900-2548	961-5029
	900-8148	960-0101	900-2548	961-5029
	900-8154	960-0101	900-2560	961-5029
BYPY 2	900-8234	960-0202	900-2548	961-2502
	900-8248	960-0202	900-2548	961-2502
	900-8254	960-0202	900-2560	961-2502
BYPY 3 & 4	900-8234	960-0234	900-2548	961-2534
	900-8248	960-0234	900-2548	961-2534
	900-8254	960-0234	900-2560	961-2534
BYPY 5	900-8534	960-0305	902-3548	961-3505
	900-8548	960-0305	902-3548	961-3505
	900-8554	960-0305	902-3560	961-3505
BYPY 6	900-8634	960-0467	902-3548	961-3567
	900-8648	960-0467	902-3548	961-3567
	900-8254	960-0467	902-3560	961-3567
BYPY 7	900-8634	960-0467	902-3548	961-3567
	900-8648	960-0467	902-3548	961-3567
	900-8654	960-0467	902-3560	961-3567
BYPY 8 & 9	900-6934	960-0489	900-4548	961-4589
	900-6948	960-0489	900-4548	961-4589
	900-6954	960-0489	900-4560	961-4589
W/S 2100 (AW10)	900-8134	960-0105	900-2548	961-5005
	900-8148	960-0105	900-2548	961-5005
	900-8154	960-0105	900-2560	961-5005
W/S (AW20) &	900-8234	960-0215	900-2548	961-0251
W/S I (AWII)	900-8248	960-0215	900-2548	961-0251
	900-8254	960-0215	900-2560	961-0251
W/S 2300 (AW21)	900-8234	960-0215	900-2548	961-0251
	900-8248	960-0215	900-2548	961-0251
	900-8254	960-0215	900-2560	961-0251
W/S 220 (AW22),	900-8534	960-0325	902-3548	961-3525
W/S 2400 (AW35) &	900-8548	960-0325	902-3548	961-3525
W/S 2500 (AW36)	900-8554	960-0325	902-3560	961-3525
W/S 2600 (AW26)	900-8634	960-0435	900-4548	961-4535
	900-8648	960-0435	900-4548	961-4535
	900-8654	960-0435	900-4560	961-4535

NYLON BEARING REPAIR KITS

TYPE A - FITS 250 GUARDS

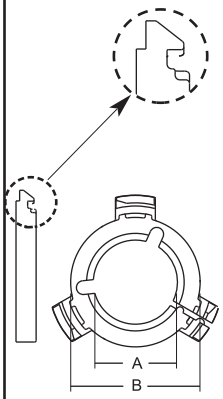

NORTH AMERICAN SERIES

STOCK No.	SERIES	GUARD TYPE	DIM A INNER BRG. ID	DIM B INNER BRG. OD	DIM A OUTER BRG. ID	DIM B OUTER BRG.OD
921-0600	6	250	46.4-mm (1.83”)	71.4-mm (2.81”)	46.4-mm (1.83”)	71.4-mm (2.81”)
921-1200	12, 14 & 35	250	52.8-mm (2.08”)	71.4-mm (2.81”)	52.8-mm (2.08”)	71.4-mm (2.81”)
921-5170	W	250	41.8-mm (1.65”)	71.4-mm (2.81”)	41.8-mm (1.65”)	71.4-mm (2.81”)

METRIC SERIES

STOCK No.	INTERCHANGES W/SERIES	GUARD TYPE	DIM A INNER BRG. ID	DIM B INNER BRG. OD	DIM A OUTER BRG. ID	DIM B OUTER BRG.OD
961-5029	ByPy 1	250	34.5-mm (1.36”)	71.4-mm (2.81”)	40.4 -mm(1.59”)	71.4-mm (2.81”)
961-2502	ByPy 2	250	40.4-mm (1.59”)	71.4-mm (2.81”)	47.4-mm (1.87”)	71.4-mm (2.81”)
961-2534	ByPy 3 & 4	250	47.4-mm (1.87”)	71.4-mm (2.81”)	53.4-mm (2.10”)	71.4-mm (2.81”)
961-5005	W/S 2100	250	41.4-mm (1.63”)	71.4-mm (2.81”)	41.4-mm (1.63”)	71.4-mm (2.81”)
961-0251	W/S 2200, W/S I					
	& W/S 2300	250	50.8-mm (2.00”)	71.4-mm (2.81”)	50.8-mm (2.00”)	71.4-mm (2.81”)

TYPE B - FITS 350/450 GUARDS

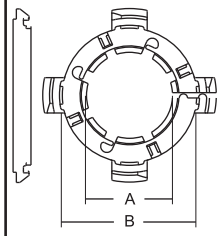

NORTH AMERICAN SERIES

STOCK No.	SERIES	GUARD TYPE	DIM A INNER BRG. ID	DIM B INNER BRG. OD	DIM A OUTER BRG. ID	DIM B OUTER BRG.OD
921-4400	44 & 55	350	67.2-mm (2.65")	83.6-mm (3.29")	67.2-mm (2.65")	83.6-mm (3.29")

METRIC SERIES

STOCK No.	INTERCHANGES W/SERIES	GUARD TYPE	DIM A INNER BRG. ID	DIM B INNER BRG. OD	DIM A OUTER BRG. ID	DIM B OUTER BRG.OD
961-3505	ByPy 5	350	53.5-mm (2.11”)	83.6-mm (3.29”)	62.7-mm (2.47”)	83.6-mm (3.29”)
961-3567	ByPy 6 & 7	350	59.4-mm (2.34”)	83.6-mm (3.29”)	68.4-mm (2.69”)	83.6-mm (3.29”)
961-4589	ByPy 8 & 9	450	68.4-mm (2.69”)	103-mm (4.06”)	80.4-mm (3.17”)	103-mm (4.06”)
961-3525	W/S 220, W/S 2400,					
	& W/S 2500	350	62.5-mm (2.46”)	83-mm (3.27”)	62.5-mm (2.46”)	83-mm (3.27”)
961-4535	W/S 2600	450	82.8-mm (3.26”)	103-mm (4.05”)	82.8-mm (3.26”)	103-mm (4.05”)

TYPE C

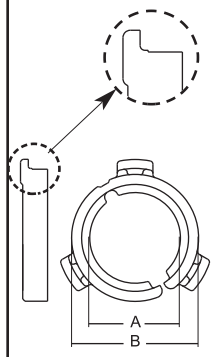

PREVIOUS-STYLE METRIC NYLON BEARING KIT

INTERCHANGES W/ STOCK No.	SERIES	DIM A INNER BRG. ID	DIM B INNER BRG. OD	DIM A OUTER BRG. ID	DIM B OUTER BRG.OD
960-0101	ByPy 1	34.8-mm (1.37”)	57-mm (2.24”)	40.8-mm (1.61”)	57-mm (2.24”)
960-0202	ByPy 2	40.4-mm (1.59”)	71.4-mm (2.81”)	47.4-mm (1.87”)	71.4-mm (2.81”)
960-0234	ByPy 3 & 4	47.4-mm (1.87”)	71.4-mm (2.81”)	53.4-mm (2.10”)	71.4-mm (2.81”)
960-0305	ByPy 5	53.4-mm (2.10”)	81.7-mm (3.22”)	62.7-mm (2.47”)	81.7-mm (3.22”)
960-0467	ByPy 6 & 7	59.4-mm (2.34”)	98.8-mm (3.89”)	68.4-mm (2.69”)	98.8-mm (3.89”)
960-0489	ByPy 8 & 9	68.4-mm (2.69”)	98.8-mm (3.89”)	80.4-mm (3.17”)	98.8-mm (3.89”)
960-0105	W/S 2100	41.4-mm (1.63”)	57-mm ((2.24”)	41.4-mm (1.63”)	57-mm (2.24”)
960-0215	W/S 2200, AW11,				
	& W/S 2300	50.8-mm (2.00”)	71.4-mm (2.81”)	50.8-mm (2.00”)	71.4-mm (2.81”)
960-0325	W/S 220, W/S 2400,				
	& W/S 2500	62.7-mm (2.47”)	81.7-mm (3.22)	62.7-mm (2.47”)	81.7-mm (3.22”)
960-0435	W/S 2600	82.8-mm (3.26”)	98.8-mm (3.89”)	82.8-mm (3.26”)	98.8-mm (3.89”)

PREVIOUS-STYLE NORTH AMERICAN NYLON BEARING KIT

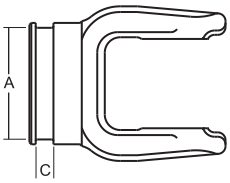

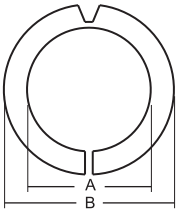

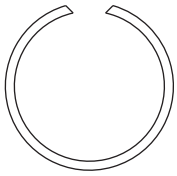

METAL RETAINING RING

STOCK NUMBER	DIM A YOKE RACEWAY O.D. NYLON BEARING I.D.		DIM B NYLON BEARING O.D.		DIM C YOKE RACEWAY WIDTH NYLON BEARING WIDTH	
920-0017	2.15”	(2 5/32”)	2.76”	(2 3/4”)	.36”	(23/64”)
920-0069	1.77”	(1 49/64”)	2.76”	(2 3/4”)	.36”	(23/64”)
920-0085	2.02”	(2 1/64”)	2.76”	(2 3/4”)	.36”	(23/64”)
920-0141	1.65”	(1 21/32”)	2.76”	(2 3/4”)	.36”	(23/64”)
920-0165	2.15”	(2 5/32”)	3.26”	(3 17/64”)	.36”	(23/64”)
920-0195	1.78”	(1 25/32”)	2.52”	(2 33/64”)	.37”	(3/8”)
920-0259	2.03”	(2 1/32”)	3.26”	(3 17/64”)	.36”	(23/64”)
920-0260	1.39”	(1 25/64”)	2.77”	(2 49/64”)	.36”	(23/64”)
920-0600	1.83”	(1 53/64”)	2.76”	(2 3/4”)	.25”	(1/4”)
920-1200	2.09”	(2 3/32”)	2.77”	(2 49/64”)	.32”	(21/64”)
920-3500	2.08”	(2 5/64”)	2.76”	(2 3/4”)	.32”	(21/64”)
920-4400	2.65”	(2 21/32”)	3.26”	(3 17/64”)	.36”	(23/64”)
920-5071	2.02”	(2 1/64”)	2.76”	(2 3/4”)	.36”	(23/64”)

(Kit includes nylon bearing and metal retaining ring)

80° Constant Velocity Driveline

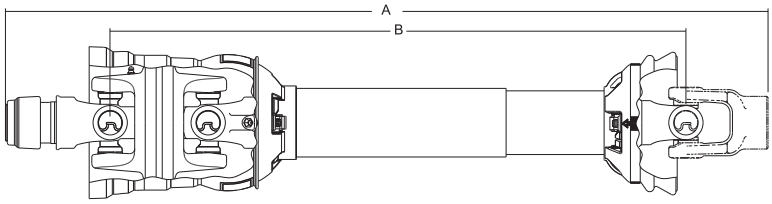

A = Overall Length

B = Centerline Length

Constant Velocity Driveline Replacement Chart

ASAE Category	*Weasler Series*	*Replacement For*
3	*14*	*Bondioli & Pavesi 4 Series* *Walterscheid 2380 Series*
4	*35*	*Bondioli & Pavesi 5 Series*
5	*35/44*	*Bondioli & Pavesi 6 Series* *Walterscheid 2480 Series*
6	*55*	*Bondioli & Pavesi 8 Series* *Walterscheid 2580 Series & 2680 Series*

The above chart lists the approximate size replacement for Constant Velocity Drivelines. These are not an exact interchange, and should be used as a general replacement guide only. NOTE: 35/44 refers to CV Series. When CV is assembled with 44 Series tube end driveline becomes a 44 Series. When CV is assembled with a 35 Series tube end driveline is a 35 Series.

NEAPCO PART NO.	WEASLER STOCK NO.
–	802-1015
–	802-1016
–	10001-1036
1-0170	200-1000
10-0322	10001-1014
10-0333	10001-1012
10-0383	10001-1007
10-0411	801-1018
10-0412	804-1014
10-0413	10001-1045
10-0422	804-1012
10-0423	10001-1056
10-0452	804-1016
10-0463 or 10-4453	10001-1049
10-0473	800-1015
10-0483	800-1016
10-0493	10001-1051
10-1532	10001-1034
10-1557	10001-1037
10-1574	806-1019
10-1702	10001-1039
10-1703	10001-1040
10-1705	10001-1041
10-1707	10001-1043
10-1708	10001-1044
10-1765	812-1020
10-3122	10001-1015
10-3163	10001-1013
10-3183	10001-1062
10-4123	10001-1055
10-4139	102-1006
10-4143	10001-1053
10-4153	800-1019
10-4163	800-1017
10-4173	800-1013
10-4183	10001-1058
10-4193	10001-1054
10-4293	10001-1060
10-4363	802-1020
10-4373	800-1010
10-4443	10001-1059
10-4473	10001-1052
10-4481	801-1013
10-4573 or 10-4493	10001-1033
10-4693	10001-1038
10-4943	10001-1057
10-5113	10001-1048
10-5129	300-1000
10-5131	700-1000
10-5149	10001-1035
10-5216	10001-1061
10-5313	806-1013
10-5354	10001-1042

SPICER PART NO.	WEASLER STOCK NO.
–	300-1000
–	700-1000
–	10001-1044
–	802-1016
–	802-1020
–	10001-1034
–	10001-1042
–	10001-1043
–	10001-1037
–	10001-1035
–	10001-1036
–	806-1013
–	10001-1061
–	806-1019
10-3-122X	10001-1015
10-3-163X	10001-1013
10-3-183X	10001-1062
10-3-22X	10001-1014
10-3-33X	10001-1012
10-3-51X	812-1020
10-3-83X	10001-1007
10-4-110X	102-1006
10-4-103	10001-1053
10-4-11	801-1018
10-4-113	10001-1052
10-4-12	804-1014
10-4-123	10001-1054
10-4-13 or 10-4-133	10001-1045
10-4-153	800-1019
10-4-163	800-1017
10-4-183	10001-1058
10-4-193	10001-1055
10-4-22	804-1012
10-4-23	10001-1056
10-4-293	10001-1060
10-4-373	800-1010
10-4-43	800-1013
10-4-443	10001-1059
10-4-453 or 10-4-253	10001-1049
10-4-481	801-1013
10-4-52	804-1016
10-4-53	10001-1057
10-4-573	10001-1051
10-4-63	10001-1048
10-4-643	802-1015
10-4-693	10001-1038
10-4-703	10001-1040
10-4-713	10001-1039
10-4-723	10001-1041
10-4-73	800-1015
10-4-83	800-1016
10-4-93	10001-1033
HM170	200-1000

Locking Device

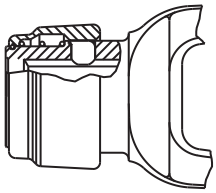

Safety Slide Lock

An exclusive Weasler replacement component, the Safety Slide Lock yoke is locked in place by two hardened pawls with compound radii that conform to the groove in the shaft for full contact. The device is particularly applicable where there is appreciable end thrust.*

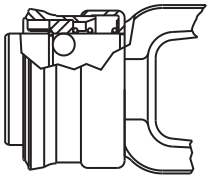

Spring Lok

The collar is spring loaded for ease of installation and positive locking to tractor shaft.

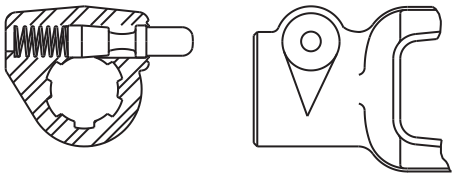

Quick Disconnect

A smooth plunger eliminates sharp projections such as x-washers. Trails rather than leads rotation.

Locking Device Repair Kit

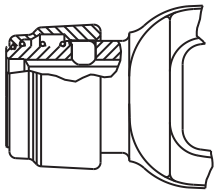

*Auto-Lok/Safety Slide Lock

Stock No. 13004000	*Repair Kit for Weasler Auto-Lok and Safety Slide Lock 6 Spline & 21 Spline*
Stock No. 13004020	*Repair Kit for Weasler Auto-Lok and Safety Slide Lock 20 Spline*
Stock No. 13004015	*Repair Kit for 1" × 15 Spline*

*This repair kit contains both balls & pawls. When repairing the "Safety Slide Lock" use the pawls only and discard the balls. When repairing the "Auto-Lok" use both the balls and the pawls.

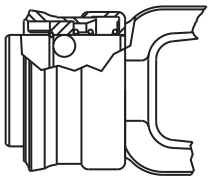

Spring Lok

Stock No. 13003100	*Repair Kit for Weasler Spring-Lok 6 Spline & 21 Spline*
Stock No. 13003115	*1" × 15 Spline*

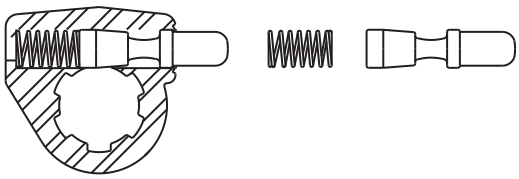

Quick Disconnect

Stock No. 13002006	*Repair Kit for Weasler and Rockwell 6 Spline*
Stock No. 13002806	*Repair Kit for 1 3/4" × 6 Spl.*
Stock No. 13002021	*Weasler 21 Spline and Hex Quick Disconnect*
Stock No. 13002020	*Weasler 20 Spline*

CONVERSION TABLE

1 inch	=	25.4 mm	1 HP	=	0.746 kW
1 mm	=	0.0394 inch	1 kW	=	1.341 HP
1 lb	=	4.44 N	1 Kg	=	2.305 lb
1 N	=	0.225 lb	1 lb	=	0.454 Kg
1 in•lb	=	0.113 Nm	1 ft•lb	=	1.356 Nm
1 Nm	=	0.738 ft•lb	1 M	=	1000 mm
1 Nm	=	8.85 in•lb	1 ft	=	12 inches
			1 kW	=	1000 Watts

STANDARD UNIT CONVERSION

Power (HP) = $\frac{\text{Torque (in•lb) x Shaft Speed (RPM)}}{63{,}000}$

Torque (in•lb) = $\frac{\text{Power (HP) x 63,000}}{\text{Shaft Speed (RPM)}}$

METRIC UNIT CONVERSION

Power (kW) = $\frac{\text{Torque (Nm) x Shaft Speed (RPM)}}{0.00955}$

Torque (Nm) = $\frac{\text{Power (kW) x 0.00955}}{\text{Shaft Speed (RPM)}}$

NOTES

Weasler®

Aftermarket Product Guide

Replacement Drivelines

GENUINE WEASLER - DESIGNED TO PERFORM

▪ *Choice of the OEM's* ▪ *Leading provider to the Aftermarket!* ▪

TORQMASTER
OVERRUNNING FRICTION CLUTCH
- Visual Wear Indicator shows clutch disc life
- Unique spring maintains torque level throughout life of friction disc - no adjustment needed
- Housing designed to efficiently dissipate heat and extend life

50˚ CV JOINT
- Minimal vibration at high turn angles
- Hardened ball and socket provides long life
- Articulated guard system provides full coverage at maximum angle
- Easy to grease with the guard system in position

SPLINE SHAFTING & SLIP SLEEVE
- Smooth drive shaft operation due to close fit between shaft and broached slip sleeve
- Increased durability with heat treated telescoping members
- Lubrication to 360˚ of shaft surface
- Multiple contact points reduce wear by distributing the load

EASY LOCK GUARD SYSTEM
- User friendly - easy assembly
- Simple tool needed to unlock safety shield
- No tool needed to lock safety shield



E-KITS
- Extended lubrication cycle of 50 to 250 hours
- Easier grease access through the guard, no need to remove the guard
- High temperature triple lipped seal keeps grease in and contaminants out

COMPLETE DOUBLE 50˚ CV DRIVELINE - INCLUDING FREE MOTION CLUTCH

▪ 1-3/8" x 21 Spline Friction Clutch with Double Clamp Yoke x 1 3/8" 21 Spline CV Double Clamp Yoke ▪

PART No.: 14605578

▪ 78" OVERALL COMPRESSED LENGTH ▪

Fits Standard Tongue CNH Models: 210; DC102; DC103; H7230; H7330; 1411; 1412

PART No: 14605589

▪ 89" OVERALL COMPRESSED LENGTH ▪

Fits Swivel Tongue CNH Models: 210; DC102; DC103; H7230; H7330

DOUBLE CV MOWER CONDITIONER

Providing Better Solutions...

- **LONGER LIFE:** **Hardening Spline Shafting**
- **PATENTED:** **Easy Lock Guarding**
- **E-KITS:** **More durability and longer grease intervals**
- **EQUAL ARM CV:** **Compact design - easier to handle**
- **NO MODIFICATION:** **Ready to run**
  - *No need to cut-to-length (unlike other Aftermarket options)*
  - *Design optimizes compressed and extended lengths*
- **MULTIPLE MODELS:** **3 drivelines cover 5 brands and 7 models**
- **REDUCED INVENTORY:** **Covers a variety of machines**

CASE IH **CNH** **HESSTON** **MASSEY** **NEW IDEA**

DIRECT REPLACEMENT DOUBLE CV DRIVELINES

STOCK#	INTERCHANGES WITH	MODEL NO.
14656849	1 3/8” - 21 Spl. x 1 1/2” Rd. w- 3/8” K-Way	
	AGCO HESSTON	1340, 1345
	CASE IH	8312
	MASSEY FERGUSON	PDT 12
	NEW IDEA	5512
14656853	1 3/8” - 21 Sp. x 1 1/2” - 23 Spl.	
	CASE IH	DC132
	CNH	1431
14756853	1 3/4” - 20 Spl. x 1 1/2” - 23 Spl.	
	CASE IH	DC132
	CNH	1431

* DRIVELINE TRACTOR CV HALF ASSEMBLY

STOCK#	INTERCHANGES WITH	MODEL NO.
83-14656849	1 3/8” x 21 Spl	
	AGCO HESSTON	1340, 1345
	CASE IH	8312
	MASSEY FERGUSON	PDT 12
	NEW IDEA	5512
83-14656853	1 3/8” x 21 Spl	
	CASE IH	DC132
	CNH	1431
83-14756853	1 3/4” x 20 Spl	
	CASE IH	DC132
	CNH	1431

* DRIVELINE MACHINE CV HALF ASSEMBLY

82-14656849	1 1/2” Round with 3/8” K-way	
	AGCO HESSTON	1340, 1345
	CASE IH	8312
	MASSEY FERGUSON	PDT 12
	NEW IDEA	5512
82-14656853	1 1/2” - 23 Spl.	
	CASE IH	DC132
	CNH	1431

**Complete shield is provided when ordering half drivelines*

METRIC TRI-LOBE (ITALIAN STYLE)

Genuine Weasler

- Weasler CV's now equipped with Italian-style tri-lobe tubing.
- Very significant field population of machines equipped with Italian CV's.
- **Weasler CV** has fully enclosed center housing with patented ball and socket system = **longer life + more performance.**
- Light weight and compact CV design for handling ease...and has easy access for all greasing locations.
- *Easy Off/Easy On* - CV carries patented and user-friendly ***Easy Lock Guard System.***

Round Balers | Flex Wing Mowers | Hay Rakes | Tedders | Sprayers

• CV TRACTOR HALF ASSEMBLY •

Interchanges with

Bondioli & Pavesi

WEI Part #	ByPy Series	Tractor Yoke
93-14586460	4	1 3/8" x 6 Spl.
93-14686460	4	1 3/8" x 21 Spl.



Fits 36mm inner tube

WEI Part #	ByPy Series	Tractor Yoke
93-14586660	6	1 3/8" x 6 Spl.
93-14686660	6	1 3/8" x 21 Spl.
93-14786660	6	1 3/4" x 20 Spl.

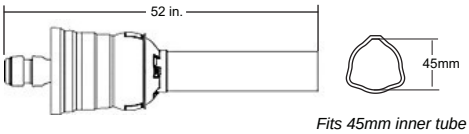

Fits 45mm inner tube

WEI Part #	ByPy Series	Tractor Yoke
93-14586860	8	1 3/8" x 6 Spl.
93-14686860	8	1 3/8" x 21 Spl.
93-14786860	8	1 3/4" x 20 Spl.

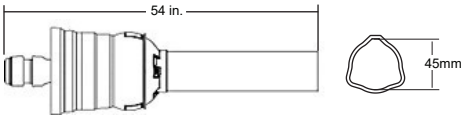

Fits 45mm inner tube

NOTE: *Cut-to-Length CV drivelines may need to be adjusted for the intended application.*
See Page 6 for Driveline Length Adjustment instructions.

"READY-TO-GO" ROUND BALER CV REPLACEMENTS...

Genuine Weasler

- *choice of the OEM's*
- *leading provider to the Aftermarket !*

• CV TRACTOR TUBE HALF ASSEMBLY •

Interchanges with:

1-3/8"x 6 Spline Tractor Yoke - 540 RPM

Part #: 92-14558659:
DEERE® MODELS: 447, 449, 457, 458, 458S, 459, 467, 468, 469, 547, 557, 558, 559, 567, 568, 569

1-3/8"x 21 Spline Tractor Yoke - 1000 RPM

Part #: 92-14658659:
DEERE® MODELS: 447, 457, 468, 468S, 469, 547, 557, 568, 569

CAT 4
Fits 1 5/16" Spline Shaft

CAT 5
Fits 1 11/16" Spline Shaft



Interchanges with:

1-3/8"x 6 Spline Tractor Yoke - 540 RPM

Part #: 92-14505859:
DEERE® MODELS: 447, 448, 457, 467, 547, 557, 567

1-3/8"x 21 Spline Tractor Yoke - 1000 RPM

Part #: 92-14605859:
DEERE® MODELS: 467, 468, 468S, 567, 568

NOTE: *Certain models (highlighted above) were originally equipped to accept either the large (1-11/16") spline or the smaller (1-5/16") spline. Please verify correct spline configuration before ordering.*

CONSTANT VELOCITY DRIVELINES...*continued*

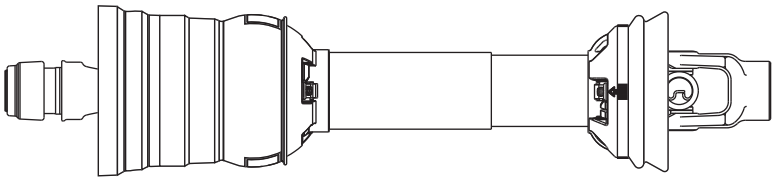

•FLEX WING MOWERS•

Interchange with:

• BUSH HOG® Model No.: 2415, 2515, 2615, 2720 & 3615

ALSO FITS OTHER COMPETITIVE MODELS

COMPLETE DRIVELINE ASSEMBLY

NORTH AMERICAN

STOCK #	TRACTOR YOKE	CLAMP YOKE	CATEGORY
14566855	1 3/8” x 6 Spl.	1 3/4” x 20 Spl.	6
14666855	1 3/8” x 21 Spl.	1 3/4” x 20 Spl.	6
14766855	1 3/4” x 20 Spl.	1 3/4” x 20 Spl.	6

METRIC

STOCK #	TRACTOR YOKE	CLAMP YOKE	CATEGORY
14516855	1 3/8” x 6 Spl.	1 3/4” x 20 Spl.	6
14616855	1 3/8” x 21 Spl.	1 3/4” x 20 Spl.	6
14716855	1 3/4” x 20 Spl.	1 3/4” x 20 Spl.	6

(OVERALL COMPRESSED LENGTH - 55”)

DRIVELINE TRACTOR HALF ASSEMBLY

STOCK #	TRACTOR YOKE	CATEGORY
93-14556855	1 3/8” x 6 Spl.	6
93-14656855	1 3/8” x 21 Spl.	6
93-14756855	1 3/4” x 20 Spl.	6

STOCK #	TRACTOR YOKE	CATEGORY
93-14516855	1 3/8” x 6 Spl.	6
93-14616855	1 3/8” x 21 Spl.	6
93-14716855	1 3/4” x 20 Spl.	6

DRIVELINE MACHINE HALF ASSEMBLY

STOCK #	MACHINE (CLAMP) YOKE	CATEGORY
92-14515555	1 3/4” x 20 Spl.	6

STOCK #	MACHINE (CLAMP) YOKE	CATEGORY
92-14516855	1 3/4” x 20 Spl.	6

CONSTANT VELOCITY DRIVELINES*...continued*

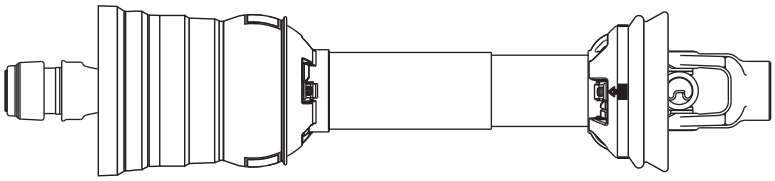



•FLEX WING MOWERS•

Interchange with:

• RHINO® Model No.: SR-15, SE-15

ALSO FITS OTHER COMPETITIVE MODELS

COMPLETE DRIVELINE ASSEMBLY

NORTH AMERICAN

STOCK #	TRACTOR YOKE	CLAMP YOKE	CATEGORY
14556851	1 3/8” x 6 Spl.	1 3/4” x 20 Spl.	6
14656851	1 3/8” x 21 Spl.	1 3/4” x 20 Spl.	6
14756851	1 3/4” x 20 Spl.	1 3/4” x 20 Spl.	6

METRIC

STOCK #	TRACTOR YOKE	CLAMP YOKE	CATEGORY
14506851	1 3/8” x 6 Spl.	1 3/4” x 20 Spl.	6
14606851	1 3/8” x 21 Spl.	1 3/4” x 20 Spl.	6
14706851	1 3/4” x 20 Spl.	1 3/4” x 20 Spl.	6

(OVERALL COMPRESSED LENGTH - 51”)

DRIVELINE TRACTOR HALF ASSEMBLY

STOCK #	TRACTOR YOKE	CATEGORY
19556800	1 3/8” x 6 Spl.	6
19656800	1 3/8” x 21 Spl.	6
19756800	1 3/4” x 20 Spl.	6

STOCK #	TRACTOR YOKE	CATEGORY
93-14506851	1 3/8” x 6 Spl.	6
93-14606851	1 3/8” x 21 Spl.	6
93-14706851	1 3/4” x 20 Spl.	6

DRIVELINE MACHINE HALF ASSEMBLY

STOCK #	MACHINE (CLAMP) YOKE	CATEGORY
92-14505551	1 3/4” x 20 Spl.	6

STOCK #	MACHINE (CLAMP) YOKE	CATEGORY
92-14506851	1 3/4” x 20 Spl.	6

CONSTANT VELOCITY DRIVELINES...continued

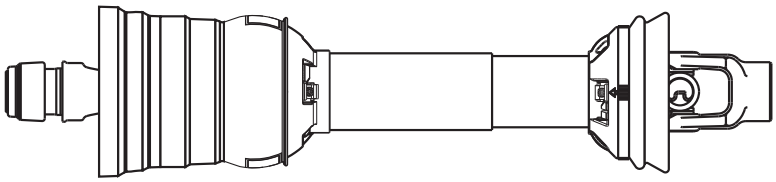



•FLEX WING MOWERS•

Interchange with:

• DEERE® Model No.: 1517, 1518, 2018

ALSO FITS OTHER COMPETITIVE MODELS

REPLACEMENT DRIVELINES

COMPLETE DRIVELINE ASSEMBLY

NORTH AMERICAN

STOCK #	TRACTOR YOKE	CLAMP YOKE	CATEGORY
14566855	1 3/8” x 6 Spl.	1 3/4” x 20 Spl.	6
14666855	1 3/8” x 21 Spl.	1 3/4” x 20 Spl.	6
14766855	1 3/4” x 20 Spl.	1 3/4” x 20 Spl.	6

METRIC

STOCK #	TRACTOR YOKE	CLAMP YOKE	CATEGORY
14516855	1 3/8” x 6 Spl.	1 3/4” x 20 Spl.	6
14616855	1 3/8” x 21 Spl.	1 3/4” x 20 Spl.	6
14716855	1 3/4” x 20 Spl.	1 3/4” x 20 Spl.	6

(OVERALL COMPRESSED LENGTH - 55”)

DRIVELINE TRACTOR HALF ASSEMBLY

STOCK #	TRACTOR YOKE	CATEGORY
93-14556855	1 3/8” x 6 Spl.	6
93-14656855	1 3/8” x 21 Spl.	6
93-14756855	1 3/4” x 20 Spl.	6

STOCK #	TRACTOR YOKE	CATEGORY
93-14516855	1 3/8” x 6 Spl.	6
93-14616855	1 3/8” x 21 Spl.	6
93-14716855	1 3/4” x 20 Spl.	6

DRIVELINE MACHINE HALF ASSEMBLY

STOCK #	MACHINE (CLAMP) YOKE	CATEGORY
92-14515555	1 3/4” x 20 Spl.	6

STOCK #	MACHINE (CLAMP) YOKE	CATEGORY
92-14516855	1 3/4” x 20 Spl.	6

MACHINE SPECIFIC SHAFTS

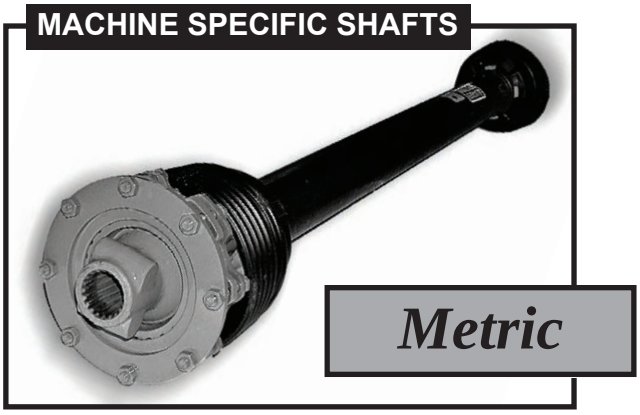

High Performance Friction Clutch specially developed for demanding field conditions for wing drives on flex wing and multiple disc mowers

STOCK NO.	USED ON DRIVE LINE
566-8620	14106656
566-8620	14106664
566-8621	14116664
566-8606	14126664

FRICTION CLUTCH REPLACEMENT PARTS:

STOCK NO.	DESCRIPTION
98715000	Spring
970-1700	Disc

REPLACEMENT FRICTION CLUTCH



*For *Inner Profile Tube Replacement order:* Stock No. 400-6745 - 45.0mm (5.4 Wall) mm

Interchanges with Bondioli & Pavesi

STOCK #	SERIES	DESCRIPTION	TORQUE RATING	COMP. OAL	APPLICATION
*14106656	ByPy 6	1-3/4" x 20 Clamp x 1-3/4" x 20 Clamp Fric.Cl.	15,000 in•lbs	56.11"	• M & W- A415, AGI 15 ft. Flex Wing
					• Rhino- FR15,SR15 15 ft. Rotary Cutter
					• Landpride- RC5515,RC6515 15 ft. Mower
					• Woods - BW180 Flex Wing
*14106664	ByPy 6	1-3/4" x 20 Clamp x 1-3/4" x 20 Clamp Fric.Cl.	15,000 in•lbs	64.11"	• Schulte - XH1500 Flex Wing
					• Bush Hog- 2515, 2720 Flex Wing
					• Deere- HX15
					• Kodiak- Ol' Grizz 15 ft
*14116664	ByPy 6	1-3/8" x 21 Clamp x 1-3/8" x 21 Clamp Fric.Cl.	15,000 in•lbs	64.11"	• Schulte - FX26
					• Deere- 1518, 2018
*14126664	ByPy 6	1-3/4" x 20 Clamp x 1-3/8" x 6 Clamp Fric.Cl.	15,000 in•lbs	64.11"	• Bush-Whacker - T-180

ALL PURPOSE SHAFTS

- Check outboard yokes for correct hook-up
- Verify overall compressed length
- Utilizes standard open spring friction clutch

REPLACEMENT SPRING FRICTION CLUTCH

STOCK NO.	USED ON DRIVE LINE
566-8620	14106656
566-8620	14106664
566-8621	14116664

REPLACEMENT PART AVAILABILITY:

STOCK NO.	DESCRIPTION
970-4160	Disc

Interchanges with Bondioli & Pavesi

STOCK #	SERIES	DESCRIPTION	TORQUE RATING	COMP. OAL	APPLICATION
14106660	ByPy 6	1-3/8" x 6 Q.D. x 1-3/4" x 20 Clamp Fric.Cl.	13,200 in•lbs	61.15"	• Bush Hog - Various Models
14106661	ByPy 6	1-3/4" x 20 Q.D. x 1-3/4" x 20 Clamp Fric.Cl.	13,200 in•lbs	63.18"	• Bush Hog - Various Models
14116660	ByPy 6	1-3/8" x 6 Q.D. x 1-3/8" x 21 Clamp Fric.Cl.	13,200 in•lbs	61.15"	• Bush Hog - Various Models

NOTE: Replacement shafts may differ slightly from original equipment shafts 15,000 in•lbs = 1700 Nm & 13,200 in•lb = 1500 Nm

MACHINE SPECIFIC SHAFTS

North American

High Performance Friction Clutch specially developed for demanding field conditions for wing drives on flex wing and multiple disc mowers

STOCK NO.	USED ON DRIVE LINE
566-4420	14104456
566-4420	14104464
566-4421	14114464
566-4406	14124464

FRICTION CLUTCH REPLACEMENT PARTS:

STOCK NO.	DESCRIPTION
98715000	Spring
970-1700	Disc

REPLACEMENT FRICTION CLUTCH

NOTE: Replacement shafts may differ slightly from original equipment shafts

REPLACEMENT DRIVELINES

STOCK #	SERIES	DESCRIPTION	TORQUE RATING	COMP. OAL	APPLICATION
14104456	44	1-3/4" x 20 Clamp x 1-3/4" x 20 Clamp Fric.Cl.	15,000 in•lbs	56.11"	• M & W- A415, AGI 15 ft. Flex Wing
					• Rhino- FR15,SR15 15 ft. Rotary Cutter
					• Landpride- RC5515,RC6515 15 ft. Mower
					• Woods - BW180 Flex Wing
14104464	44	1-3/4" x 20 Clamp x 1-3/4" x 20 Clamp Fric.Cl.	15,000 in•lbs	64.11"	• Schulte- XH1500 Flex Wing
					• Bush Hog- 2515, 2720 Flex Wing
					• Deere- HX15
					• Kodiak- Ol' Grizz 15 ft
14114464	44	1-3/8" x 21 Clamp x 1-3/8" x 21 Clamp Fric.Cl.	15,000 in•lbs	64.11"	• Schulte- FX26
					• Deere-1518, 2018
14124464	44	1-3/4" x 20 Clamp x 1-3/8" x 6 Clamp Fric.Cl.	15,000 in•lbs	64.11"	• Bush-Whacker- T-180

15,000 in•lbs = 1700 Nm

ALSO AVAILABLE: NORTH AMERICAN AND METRIC 80° CV PRIMARY DRIVELINES FOR FLEXWING CUTTERS

80° CV DRIVELINES

Contact your Weasler representative for additional information

CONSTANT VELOCITY DRIVELINES*...continued*

• ROUND BALERS •

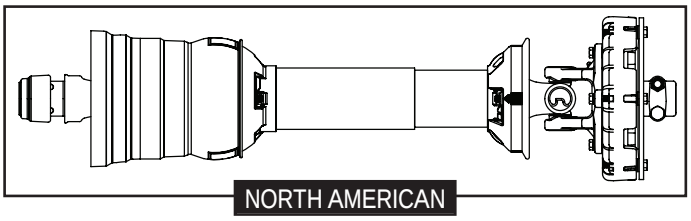

Interchange with:

• DEERE® Model No.: 466, 467, 566 & 567

COMPLETE DRIVELINE ASSEMBLY

STOCK #	MODEL#	TRACTOR YOKE	CLUTCH YOKE	FRICTION CLUTCH	CATEGORY	RPM
14505800	466 / 467	1 3/8” x 6 Spl.	1 3/8” x 6 Spl.	18,000 in•lb (9”)	5/35R	540
14605800	566 / 567	1 3/8” x 21 Spl.	1 3/8” x 6 Spl.	10,000 in•lb (9”)	5/35R	1000

(OVERALL COMPRESSED LENGTH - 58”)



DRIVELINE TRACTOR SHAFT HALF ASSEMBLY

STOCK #	TRACTOR YOKE	SHAFT HALF	CATEGORY
19505806	1 3/8” x 6 Spl.	1 11/16” x 20 Spl.	5/35R
19605821	1 3/8” x 21 Spl.	1 11/16” x 20 Spl.	5/35R



DRIVELINE TRACTOR TUBE HALF ASSEMBLY

STOCK #	TRACTOR YOKE	TUBE HALF	CATEGORY
92-14505859	1 3/8” x 6 Spl.	2 1/2” O.D.	5/35R
92-14605859	1 3/8” x 21 Spl.	2 1/2” O.D.	5/35R

***NOTE**: The above two part numbers are provided with CV, tube and slip sleeve assembled. C.V. TUBE HALF to connect to TRACTOR PTO.*

• GEHL DELUXE MODEL No.: 2880

COMPLETE DRIVELINE ASSEMBLY

STOCK#	TRACTOR YOKE	CLUTCH YOKE	FRICTION CLUTCH	CATEGORY
14505801	1 3/8” x 6 Spl.	1 3/8” x 21 Spl.	15,000 in•lb (7”)	5/35R

(OVERALL COMPRESSED LENGTH - 67”)

DRIVELINE TRACTOR HALF ASSEMBLY

STOCK#	TRACTOR YOKE	CATEGORY
19505806	1 3/8” x 6 Spl.	5/35R

CONSTANT VELOCITY DRIVELINES*...continued*

• ROUND BALERS •

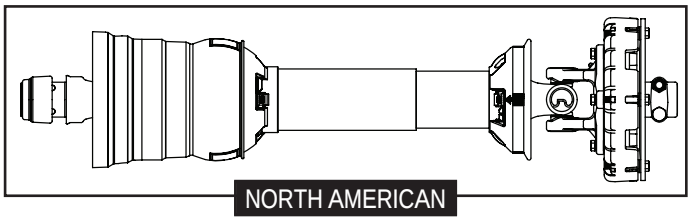

Interchange with:

• VERMEER Model No.: 604K • • CASE Model No.: 8455S & 8455T •
• HESSTON Model No.: 555S & 555T •

COMPLETE DRIVELINE ASSEMBLY

STOCK #	TRACTOR YOKE	CLUTCH YOKE	FRICTION CLUTCH	CATEGORY	RPM
14505802	1 3/8” x 6 Spl.	1 3/8” x 6 Spl.	15,000 in•lb (7”)	5/35R	540
14605802	1 3/8” x 21 Spl.	1 3/8” x 6 Spl.	15,000 in•lb (7”)	5/35R	1000

(OVERALL COMPRESSED LENGTH - 58”)

DRIVELINE TRACTOR HALF ASSEMBLY

STOCK#	TRACTOR YOKE	CATEGORY
19505806	1 3/8” x 6 Spl.	5/35R
19605821	1 3/8” x 21 Spl.	5/35R

• BEET HARVESTERS •

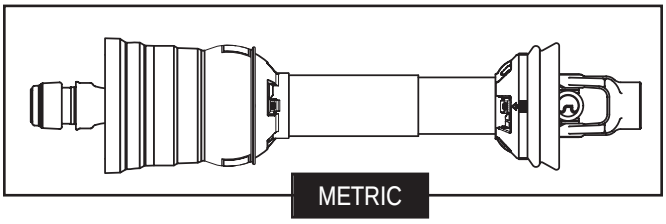

• **LENGTH MAY NEED TO BE MODIFIED TO FIT SPECIFIC MODELS**

COMPLETE DRIVELINE ASSEMBLY

STOCK #	TRACTOR YOKE	MACHINE YOKE	OAL COMPRESSED	CATEGORY
14606862	1 3/8” x 21 Spl. SSL	1 3/4” Rd. w/Keyway	62.4”	6
14706862	1 3/4” x 20 Spl. SSL	1 3/4” Rd. w/Keyway	62.4”	6

(OVERALL COMPRESSED LENGTH - 62.4”)

CONSTANT VELOCITY DRIVELINES*...continued*

• PEANUT HARVESTERS •

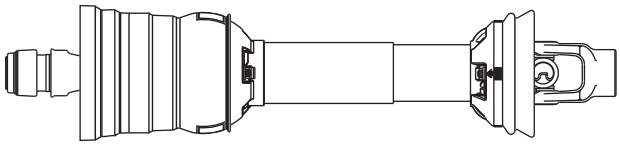

METRIC

KMC MODEL No.:
33, 3350, 3355, 3360

AMADAS MODEL No.:
9097, 9297, 9597, 9797, 9897, 9897T, 9997A, 9997B, 9997E, 9997T, M2100D/M9997T, M2100A/M9997A

COMPLETE DRIVELINE ASSEMBLY

STOCK #	TRACTOR YOKE	IMPLEMENT YOKE	CATEGORY
14626855	1 3/8” x 21 Spl.	1 3/8” x 21 Spl. Clamp	6
14636855	1 3/8” x 21 Spl.	1 3/8” x 21 Spl. w/Pinhole	6
14726855	1 3/4” x 20 Spl.	1 3/8” x 21 Spl. Clamp	6
14736855	1 3/4” x 20 Spl.	1 3/8” x 21 Spl. w/Pinhole	6

(OVERALL COMPRESSED LENGTH - 55”)

DRIVELINE TRACTOR HALF ASSEMBLY

STOCK#	TRACTOR YOKE	CATEGORY
93-14616855	1 3/8” x 21 Spl.	6
93-14716855	1 3/4” x 20 Spl.	6

DRIVELINE MACHINE HALF ASSEMBLY

STOCK#	TRACTOR YOKE	CATEGORY
92-14626855	1 3/8” x 21 Clamp	6
92-14636855	1 3/8” x 21 Spl. w/Pinhole	6

COMPLETE DRIVELINE ASSEMBLY *(NON-CV)*

STOCK #	TRACTOR YOKE	MACHINE YOKE	OAL COMPRESSED	SERIES
14007955	1 3/4” x 20 Spl. QD	1 3/8” x 21 Spl. w/Pinhole	55”	W/S 2500

(Star Tubing)

METRIC DRIVELINES

Interchange with Bondioli & Pavesi and Walterscheid

• COMBINE HEADERS •

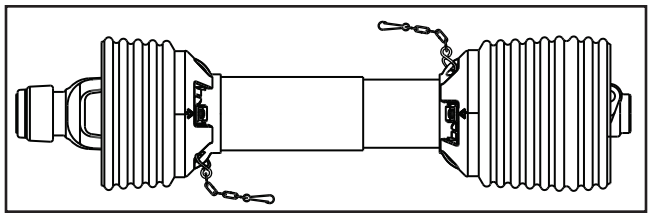

- **LENGTH MAY NEED TO BE MODIFIED TO FIT SPECIFIC HEADERS**
- **CHAINS INCLUDED**

STOCK #	COMBINE YOKE	HEADER YOKE	OAL COMPRESSED	DESCRIPTION	SERIES
14007631	1 3/8” x 21 Spl.	1 1/8” Hex Clamp	31”	Deere Headers using (1) Driveline per Header	W/S 2400
14007633	1 1/8” Hex SSL	1 1/8” Hex Clamp	33”	Case IH Combine using Deere Header	W/S 2400
14007635	1 3/8” x 21 Spl.	1 1/8” Hex Clamp	35”	Deere Headers using (2) Drivelines per Header	W/S 2400

REPLACEMENT DRIVELINES

NORTH AMERICAN DRIVELINE OPTION

14013531	1 3/8” x 21 Spl.	1 1/8” Hex Clamp	31”	90, 900 & 600 Series Platforms	35R

• SNOWBLOWERS •

STOCK #	TRACTOR YOKE	IMPLEMENT CLAMP SHEAR BOLT YOKE	OAL COMPRESSED	SHEAR VALUE	SERIES
14406231	1 3/8” x 6 Spl. SSL	1” Rd. w/Keyway	31”	8,000 in-lbs	ByPy 2
14406428	1 3/8” x 6 Spl. SSL	1 1/4” Rd. w/Keyway	28”	16,400 in-lbs	ByPy 4
14406632	1 3/8” x 6 Spl. SSL	1 1/2” Rd. w/Keyway	32”	18,600 in-lbs	ByPy 6
14406639	1 3/8” x 6 Spl. SSL	1 3/8” x 6 Spl.	39”	16,400 in-lbs	ByPy 6
14406832	1 3/8” x 6 Spl. SSL	1 1/2” Rd. w/Keyway	32”	22,000 in-lbs	ByPy 8

METRIC DRIVELINES...*continued*

Interchange with Bondioli & Pavesi and Walterscheid

• ALL PURPOSE •

STOCK #	TRACTOR YOKE	IMPLEMENT YOKE	OAL COMPRESSED	SERIES
14006137	1 3/8” x 6 Spl. QD	1 3/8” x 6 Spl. QD	37”	BYPY 1
14006247	1 3/8” x 6 Spl. QD	1 3/8” x 6 Spl. QD	47”	BYPY 2
14006438	1 3/8” x 6 Spl. QD	1 3/8” x 6 Spl. QD	38”	BYPY 4
14006448	1 3/8” x 6 Spl. QD	1 3/8” x 6 Spl. QD	48”	BYPY 4
14006455	1 3/8” x 6 Spl. QD	1 3/8” x 6 Spl. QD	55”	BYPY 4
14006543	1 3/8” x 6 Spl. QD	1 3/8” x 6 Spl. QD	43”	BYPY 5
14006555	1 3/8” x 6 Spl. QD	1 3/8” x 6 Spl. QD	55”	BYPY 5
14006642	1 3/8” x 6 Spl. QD	1 3/8” x 6 Spl. QD	42”	BYPY 6
14006644	1 3/8” x 6 Spl. QD	1 3/8” x 6 Spl. QD	44”	BYPY 6
14006655	1 3/8” x 6 Spl. QD	1 3/8” x 6 Spl. QD	55”	BYPY 6
14006657	1 3/8” x 6 Spl. QD	1 3/8” x 6 Spl. QD	57”	BYPY 6
14006846	1 3/8” x 6 Spl. QD	1 3/8” x 6 Spl. QD	46”	BYPY 8
14006857	1 3/8” x 6 Spl. QD	1 3/8” x 6 Spl. QD	57”	BYPY 8
14016542	1 3/8” x 6 Spl. QD	1 3/8” x 6 Spl. QD	42”	BYPY 5
14016666	1 3/8” x 21 Spl. QD	1 3/8” Rd. w/Pinhole	66”	BYPY 6
14066644	1 3/8” x 21 Spl. QD	1 3/8” x 21 Spl. QD	44”	BYPY 6
14066846	1 3/8” x 21 Spl. QD	1 3/8” x 21 Spl. QD	46”	BYPY 8

• CATFISH POND DRIVELINE •

STOCK #	TRACTOR YOKE	IMPLEMENT YOKE	OAL COMPRESSED	SERIES
14006424	1 3/8” x 6 Spl. QD	1 1/2” Rd.	48”	BYPY 4
14006524	1 3/8” x 6 Spl. QD	1 1/2” Rd.	48”	BYPY 5
14006624	1 3/8” x 6 Spl. QD	1 1/2” Rd.	48”	BYPY 6
14016524	1 3/8” x 21 Spl. QD	1 1/2” Rd.	48”	BYPY 5
14016624	1 3/8” x 21 Spl. QD	1 1/2” Rd.	48”	BYPY 6

• DISC MOWER •

STOCK #	TRACTOR YOKE	IMPLEMENT YOKE	OAL COMPRESSED	SERIES
14306538	1 3/8” x 6 Spl. QD	1 3/8” x 6 Spl. w/Overrunning Clutch	38”	BYPY 5
14306639	1 3/8” x 6 Spl. QD	1 3/8” x 6 Spl. w/Overrunning Clutch	39”	BYPY 6
14307645	1 3/8” x 6 Spl. QD	1 3/8” x 6 Spl. w/Overrunning Clutch	45”	W/S 2400

METRIC DRIVELINES...*continued*

Interchange with Bondioli & Pavesi and Walterscheid

• FERTILIZER SPREADER •

STOCK #	TRACTOR YOKE	IMPLEMENT YOKE	OAL COMPRESSED	SERIES
14006127	1 3/8” x 6 Spl. QD	1 3/8” x 6 Spl. QD	27”	BYPY 1
14006135	1 3/8” x 6 Spl. QD	1 3/8” x 6 Spl. QD	35”	BYPY 1

• FINISHING MOWER •

STOCK #	TRACTOR YOKE	IMPLEMENT YOKE	OAL COMPRESSED	SERIES
14006340	1 3/8” x 6 Spl. QD	1 3/8” x 6 Spl. QD	40”	BYPY 3
14006446	1 3/8” x 6 Spl. QD	1 3/8” x 6 Spl. QD	46”	BYPY 4
14006637	1 3/8” x 6 Spl. QD	1 3/8” x 6 Spl. QD	37”	BYPY 6

• HAMMER MILL •

STOCK #	TRACTOR YOKE	IMPLEMENT YOKE	OAL COMPRESSED	SERIES
14006628	1 3/8” x 6 Spl. QD	1 3/4” Rd.	57”	BYPY 6
14006748	1 3/8” x 6 Spl. QD	1 3/4” Rd.	48”	BYPY 7

• HAY TEDDER •

STOCK #	TRACTOR YOKE	IMPLEMENT YOKE	OAL COMPRESSED	TYPE	SERIES
14206252*	1 3/8” x 6 Spl. QD	1 3/8” x 6 Spl. w/Ratchet Clutch	52”	2-Rotor	BYPY 2
14206454**	1 3/8” x 6 Spl. QD	1 3/8” x 6 Spl. w/Ratchet Clutch	54”	4-Rotor	BYPY 4

*Light Duty **Heavy Duty

• PEANUT HARVESTER (NON-CV) •

STOCK #	TRACTOR YOKE	IMPLEMENT YOKE	OAL COMPRESSED	SERIES
14007955	1 3/4” x 20 Spl. QD	1 3/8” x 21 Spl. w/Pinhole	55”	W/S 2500

(Star Tubing)

METRIC DRIVELINES...*continued*

Interchange with Bondioli & Pavesi and Walterscheid

• POST HOLE DIGGER •

STOCK #	TRACTOR YOKE	IMPLEMENT YOKE	OAL COMPRESSED	SERIES
14006252	1 3/8” x 6 Spl. QD	1 1/4” Rd. w/Pinhole	52”	BYPY 2 (Light Duty)
14006453	1 3/8” x 6 Spl. QD	1 1/4” Rd. w/Pinhole	53”	BYPY 4 (Heavy Duty)

• ROTARY CUTTER •

STOCK #	TRACTOR YOKE	IMPLEMENT YOKE	OAL COMPRESSED	APPLICATION	SERIES
14006251	1 3/8” x 6 Spl. QD	1 3/8” Rd. w/Pinhole	51”	Pull (Towed)	BYPY 2
14006432	1 3/8” x 6 Spl. QD	1 3/8” Rd. w/Pinhole	32”	4 ft. Lift (3-Pt.Hitch)	BYPY 4
14006436	1 3/8” x 6 Spl. QD	1 3/8” Rd. w/Pinhole	36”	5 ft. Lift (3-Pt.Hitch)	BYPY 4
14006442	1 3/8” x 6 Spl. QD	1 3/8” Rd. w/Pinhole	42”	6 ft. Lift (3-Pt.Hitch)	BYPY 4
14006451	1 3/8” x 6 Spl. QD	1 3/8” Rd. w/Pinhole	51”	Pull (Towed)	BYPY 4
14006542	1 3/8” x 6 Spl. QD	1 3/8” Rd. w/Pinhole	42”	6 ft. Lift (3-Pt.Hitch)	BYPY 5
14006546	1 3/8” x 6 Spl. QD	1 3/8” x 6 Spl. QD	46”	6 ft. Lift (3-Pt.Hitch)	BYPY 5
14006551	1 3/8” x 6 Spl. QD	1 3/8” Rd. w/Pinhole	51”	6 ft. Lift (3-Pt.Hitch)	BYPY 5
14006652	1 3/8” x 6 Spl. QD	1 3/8” Rd. w/Pinhole	52”	7 ft. Lift (3-Pt.Hitch)	BYPY 6

• ROTARY CUTTER/TILLER •

STOCK #	TRACTOR YOKE	IMPLEMENT CLAMP YOKE	OAL COMPRESSED	APPLICATION	SERIES
14106233	1 3/8” x 6 Spl. QD	1 3/8” x 6 Spl. w/Fric. Clutch	33”	Pull (Towed)	BYPY 2
14106436	1 3/8” x 6 Spl. QD	1 3/8” x 6 Spl. w/Fric. Clutch	36”	Pull (Towed)	BYPY 4
14106438	1 3/8” x 6 Spl. QD	1 3/8” x 6 Spl. w/Fric. Clutch	38”	Pull (Towed)	BYPY 4
14106546	1 3/8” x 6 Spl. QD	1 3/8” x 6 Spl. w/Fric. Clutch	46”	Pull (Towed)	BYPY 5
14106654	1 3/8” x 6 Spl. QD	1 3/8” x 6 Spl. w/Fric. Clutch	54”	7 ft. Lift (3-Pt.Hitch)	BYPY 6
14106660	1 3/8” x 6 Spl. QD	1 3/4” x 20 Spl. w/Fric. Clutch	60”	7 ft. Lift (3-Pt.Hitch)	BYPY 6
14106661	1 3/4” x 20 Spl. QD	1 3/4” x 20 Spl. w/Fric. Clutch	61”	7 ft. Lift (3-Pt.Hitch)	BYPY 6

NORTH AMERICAN DRIVELINES

• ALL PURPOSE •

STOCK #	TRACTOR YOKE	IMPLEMENT YOKE	OAL COMPRESSED	SERIES
14000605	1 3/8” x 6 Spl. Spring Lok	1” Rd. w/Pinhole	32”	6R
14000638	1 3/8” x 6 Spl. QD	1” Rd. w/Pinhole	38”	6R
14003536	1 3/8” x 6 Spl. SSL	1 3/8” x 6 Spl. SSL	36”	35R
14005537	1 3/8” x 6 Spl. SSL	1 3/8” x 6 Spl. SSL	37”	55R
14005546	1 3/4” x 20 Spl. SSL	1 3/4” Rd. w/Keyway & 2 Set Screws	46”	55R

• AUGER •

STOCK #	TRACTOR YOKE	IMPLEMENT YOKE	OAL COMPRESSED	SERIES
14000616	1 3/8” x 6 Spl. Spring Lok	1” Rd. w/Keyway	48”	6R
14001220	1 3/8” x 6 Spl. Spring Lok	1 1/4” Rd. w/Keyway	48”	12R
14001420	1 3/8” x 6 Spl. Spring Lok	1 1/4” Rd. w/Keyway	48”	14R

• CATFISH POND DRIVELINE •

STOCK #	TRACTOR YOKE	IMPLEMENT YOKE	OAL COMPRESSED	SERIES
14003524	1 3/8” x 6 Spl. QD	1 1/2” Rd. w/Keyway	48”	35R
14004424	1 3/8” x 6 Spl. QD	1 1/2” Rd. w/Keyway	48”	44R

• FERTILIZER SPREADER •

STOCK #	TRACTOR YOKE	IMPLEMENT YOKE	OAL COMPRESSED	SERIES
14000620	1 3/8” x 6 Spl. Spring Lok	1 3/8” x 6 Spl. Spring Lok	27”	6R

• FINISHING MOWER •

STOCK #	TRACTOR YOKE	IMPLEMENT YOKE	OAL COMPRESSED	SERIES
14000600	1 3/8” x 6 Spl. Spring Lok	1” Rd. w/Pinhole	39”	6R

• POSTHOLE DIGGER •

STOCK #	TRACTOR YOKE	IMPLEMENT YOKE	OAL COMPRESSED	SERIES
14001200	1 3/8” x 6 Spl. QD	1 1/4” Rd. w/Keyway	48”	12R

• ROTARY CUTTER •

STOCK #	TRACTOR YOKE	IMPLEMENT YOKE	APPLICATION	OAL COMPRESSED	SERIES
14001404	1 3/8” x 6 SSL	1 3/8” Rd. w/Pinhole	4 Ft. Lift-type	30”	14R
14001405	1 3/8” x 6 SSL	1 3/8” Rd. w/Pinhole	5 Ft. Lift-type	37”	14R
14001406	1 3/8” x 6 SSL	1 3/8” Rd. w/Pinhole	5 Ft. & 6 Ft. Pull-type	56”	14R
14003507	1 3/8” x 6 SSL	1 3/8” Rd. w/Pinhole	7 Ft. Pull-type	65”	35R

CONSTANT VELOCITY - NORTH AMERICAN

ORDER IMPLEMENT YOKE AND CROSS AND BEARING KIT SEPARATELY AS REQUIRED

• 80° CV CATEGORY 3 •

STOCK #	TRACTOR YOKE	OAL COMPRESSED	MAX.EXTENDED OPERATING LENGTH	SHAFT SIZE
14553848	1 3/8” x 6 Spl. SSL	48”	67”	1” x 1-1/8”
14653848	1 3/8” x 21 Spl. SSL	48”	67”	1” x 1-1/8”

DRIVELINE TRACTOR HALF ASSEMBLY

STOCK#	TRACTOR YOKE	CATEGORY
19553800	1 3/8” x 6 Spl.	3
19653800	1 3/8” x 21 Spl.	3

DRIVELINE MACHINE HALF ASSEMBLY

STOCK#	OVERALL DRIVELINE LENGTH	CATEGORY
17501448	48”	3

• 80° CV CATEGORY 4 •

STOCK #	TRACTOR YOKE	OAL COMPRESSED	MAX.EXTENDED OPERATING LENGTH	SHAFT SIZE
14558648	1 3/8” x 6 Spl. SSL	48”	67”	1 5/16” x 20 Spl.
14558658	1 3/8” x 6 Spl. SSL	58”	77”	1 5/16” x 20 Spl.
14658648	1 3/8” x 21 Spl. SSL	48”	67”	1 5/16” x 20 Spl.
14658658	1 3/8” x 21 Spl. SSL	58”	77”	1 5/16” x 20 Spl.
14758648	1 3/4” x 20 Spl. SSL	48”	67”	1 5/16” x 20 Spl.
14758658	1 3/4” x 20 Spl. SSL	58”	77”	1 5/16” x 20 Spl.

DRIVELINE TRACTOR HALF ASSEMBLY

STOCK#	TRACTOR YOKE	CATEGORY
19558600	1 3/8” x 6 Spl.	4
19658600	1 3/8” x 21 Spl.	4
19758600	1 3/4” x 20 Spl.	4

DRIVELINE MACHINE HALF ASSEMBLY

STOCK#	OVERALL DRIVELINE LENGTH	CATEGORY
17513548	48”	4
17513558	58”	4

CONSTANT VELOCITY - NORTH AMERICAN...*continued*

ORDER IMPLEMENT YOKE AND CROSS AND BEARING KIT SEPARATELY AS REQUIRED

• 80° CV CATEGORY 5 / 35/44 SERIES •

STOCK #	TRACTOR YOKE	OAL COMPRESSED	MAX.EXTENDED OPERATING LENGTH	SHAFT SIZE	CATEGORY
14505848	1 3/8" x 6 Spl. SSL	48"	67"	1 11/16" x 20 Spl.	5/35
14505858	1 3/8" x 6 Spl. SSL	58"	77"	1 11/16" x 20 Spl.	5/35
14505867	1 3/8" x 6 Spl. SSL	67"	84"	1 11/16" x 20 Spl.	5/35
14545848	1 3/8" x 6 Spl. SSL	48"	67"	1 11/16" x 20 Spl.	5/44
14545858	1 3/8" x 6 Spl. SSL	58"	77"	1 11/16" x 20 Spl.	5/44
14545867	1 3/8" x 6 Spl. SSL	67"	84"	1 11/16" x 20 Spl.	5/44
14605848	1 3/8" x 21 Spl. SSL	48"	67"	1 11/16" x 20 Spl	5/35
14605858	1 3/8" x 21 Spl. SSL	58"	77"	1 11/16" x 20 Spl.	5/35
14605867	1 3/8" x 21 Spl. SSL	67"	84"	1 11/16" x 20 Spl.	5/35
14645848	1 3/8" x 21 Spl. SSL	48"	67"	1 11/16" x 20 Spl.	5/44
14645858	1 3/8" x 21 Spl. SSL	58"	77"	1 11/16" x 20 Spl.	5/44
14645867	1 3/8" x 21 Spl. SSL	67"	84"	1 11/16" x 20 Spl.	5/44
14705848	1 3/4" x 20 Spl. SSL	48"	67"	1 11/16" x 20 Spl.	5/35
14705858	1 3/4" x 20 Spl. SSL	58"	77"	1 11/16" x 20 Spl.	5/35
14705867	1 3/4" x 20 Spl. SSL	67"	84"	1 11/16" x 20 Spl.	5/35
14745848	1 3/4" x 20 Spl. SSL	48"	67"	1 11/16" x 20 Spl.	5/44
14745858	1 3/4" x 20 Spl. SSL	58"	77"	1 11/16" x 20 Spl.	5/44
14745867	1 3/4" x 20 Spl. SSL	67"	84"	1 11/16" x 20 Spl.	5/44

DRIVELINE TRACTOR HALF ASSEMBLY

STOCK#	TRACTOR YOKE	CATEGORY
19505806	1 3/8" x 6 Spl.	5/35R
19605821	1 3/8" x 21 Spl.	5/35R
19705820	1 3/4" x 20 Spl.	5/35R

DRIVELINE MACHINE HALF ASSEMBLY

STOCK#	OVERALL D'LINE LENGTH	CATEGORY
17503548	48"	5/35R
17503558	58"	5/35R
17503567	67"	5/35R
17503573	73"	5/35R
17503579	79"	5/35R
17504448	48"	5/44R
17504458	58"	5/44R
17504467	67"	5/44R
17504473	73"	5/44R
17504479	79"	5/44R

CONSTANT VELOCITY - NORTH AMERICAN*...continued*

ORDER IMPLEMENT YOKE AND CROSS AND BEARING KIT SEPARATELY AS REQUIRED

• 80° CV CATEGORY 6 •

STOCK #	TRACTOR YOKE	OAL COMPRESSED	MAX.EXTENDED OPERATING LENGTH	SHAFT SIZE
14556848	1 3/8” x 6 Spl. SSL	48”	67”	1 11/16” x 20 Spl.
14556858	1 3/8” x 6 Spl. SSL	58”	80”	1 11/16” x 20 Spl.
14556867	1 3/8” x 6 Spl. SSL	67”	84”	1 11/16” x 20 Spl.
14656848	1 3/8” x 21 Spl. SSL	48”	67”	1 11/16” x 20 Spl.
14656858	1 3/8” x 21 Spl. SSL	58”	80”	1 11/16” x 20 Spl.
14656867	1 3/8” x 21 Spl. SSL	67”	84”	1 11/16” x 20 Spl.
14756848	1 3/4” x 20 Spl. SSL	48”	67”	1 11/16” x 20 Spl.
14756858	1 3/4” x 20 Spl. SSL	58”	80”	1 11/16” x 20 Spl.
14756867	1 3/4” x 20 Spl. SSL	67”	84”	1 11/16” x 20 Spl.

DRIVELINE TRACTOR HALF ASSEMBLY

STOCK#	TRACTOR YOKE	CATEGORY
19556800	1 3/8” x 6 Spl.	6
19656800	1 3/8” x 21 Spl.	6
19756800	1 3/4” x 20 Spl.	6

DRIVELINE MACHINE HALF ASSEMBLY

STOCK#	OVERALL DRIVELINE LENGTH	CATEGORY
17505548	48”	6
17505558	58”	6
17505567	67”	6
17505573	73”	6
17505579	79”	6

NOTES

Weasler®

Aftermarket Product Guide

North American
Drivelines and Components

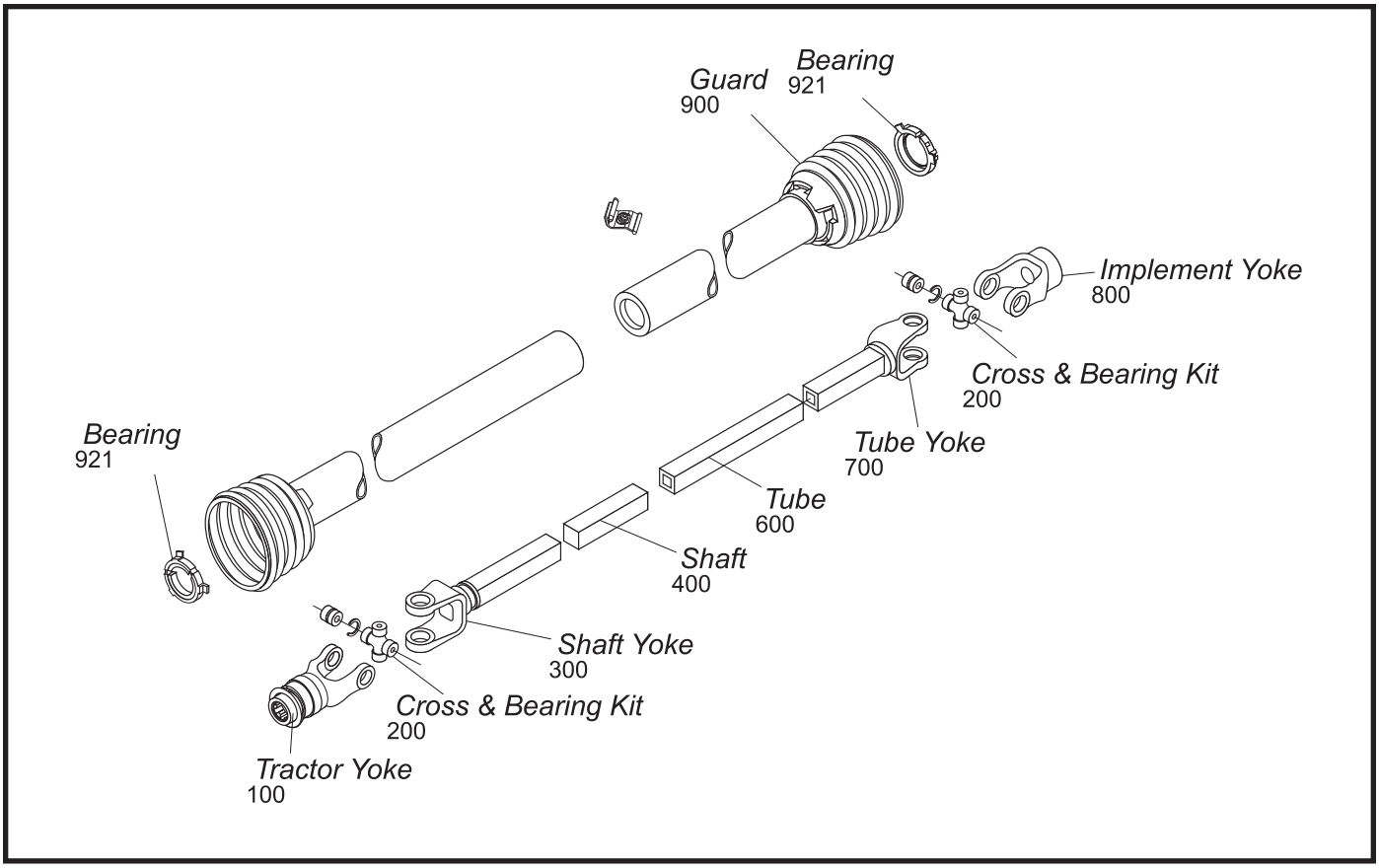

Each series has an exploded view for identification purposes. The drawing illustrates the components in the same sequence as an implement input driveline transmitting power from tractor to implement. Each component of the exploded view is identified by an eight digit stock number to insure correct identification of each component.

Example: 100 prefix denotes a Spring-Lok Tractor Yoke on the exploded view.
[When ordering a tractor yoke, be sure the stock number begins with 100.]

Number Identification Examples:

102 - 06 06
- 6 Spline
- 6 Series
- QD Yoke
- Tractor Yoke

200 - 06 00
- 6 Series
- Cross & Bearing Kit

300 - 12 00
- 12 Series
- Shaft Weld Yoke

400 - 16 - 18
- *1 1/8"
- *1"
- Shaft

500 - 35 00
- 35 Series
- Slip Sleeve

602 - 44 00
- 44 Series
- Tube

701 - 44 00
- 44 Series
- Tube Weld Yoke

800 - 35 24
- *1 1/2" Round Bore
- 35 Series
- Implement Yoke

900 - 45 48
- For 48" O.A. Driveline
- Guard Type
- Plastic Guard

(* Expressed in 1/16th inches)

TRANSPARENCY IDENTIFICATION SYSTEM

for Driveline Components
(Stock No. 12002500)

The individual transparency cards will allow the user to easily identify driveline components. Cross and Bearing Kits may be identified by the bearing cap outside diameter and the width of the cross. Yokes may be identified by the hole in the ear and profile. Tubes and shafts may be identified by the end sections.

How to use the Transparency Identification System:

1. Match the part to be replaced with the corresponding transparency card for identification.
2. Select the proper stock number for the replacement part.

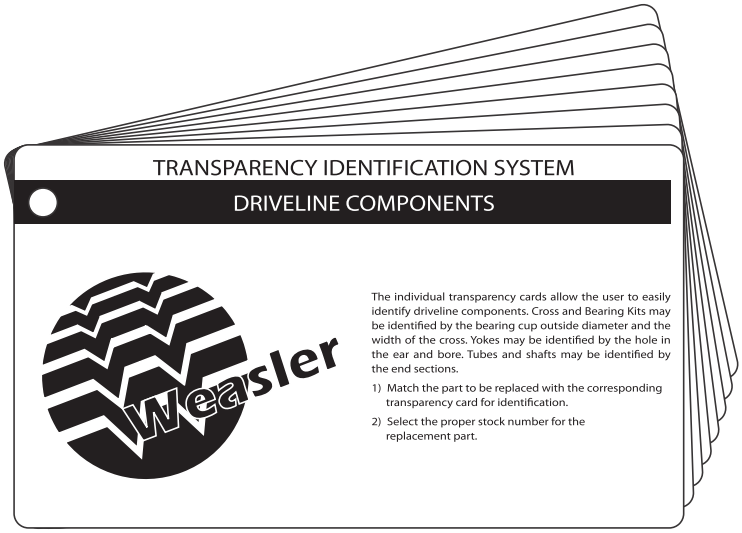

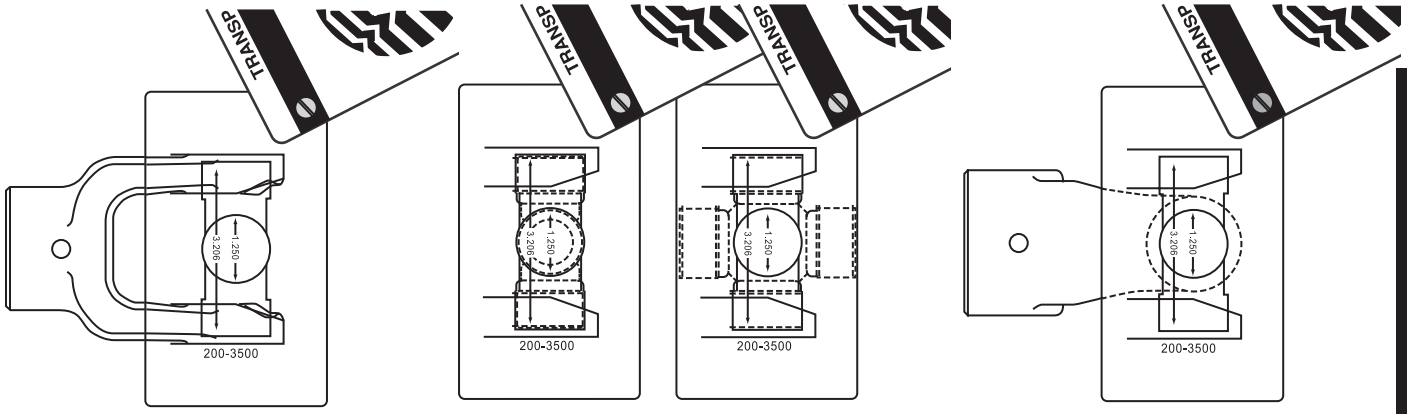

6 Series

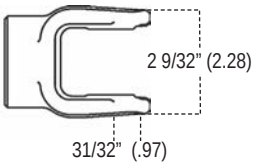

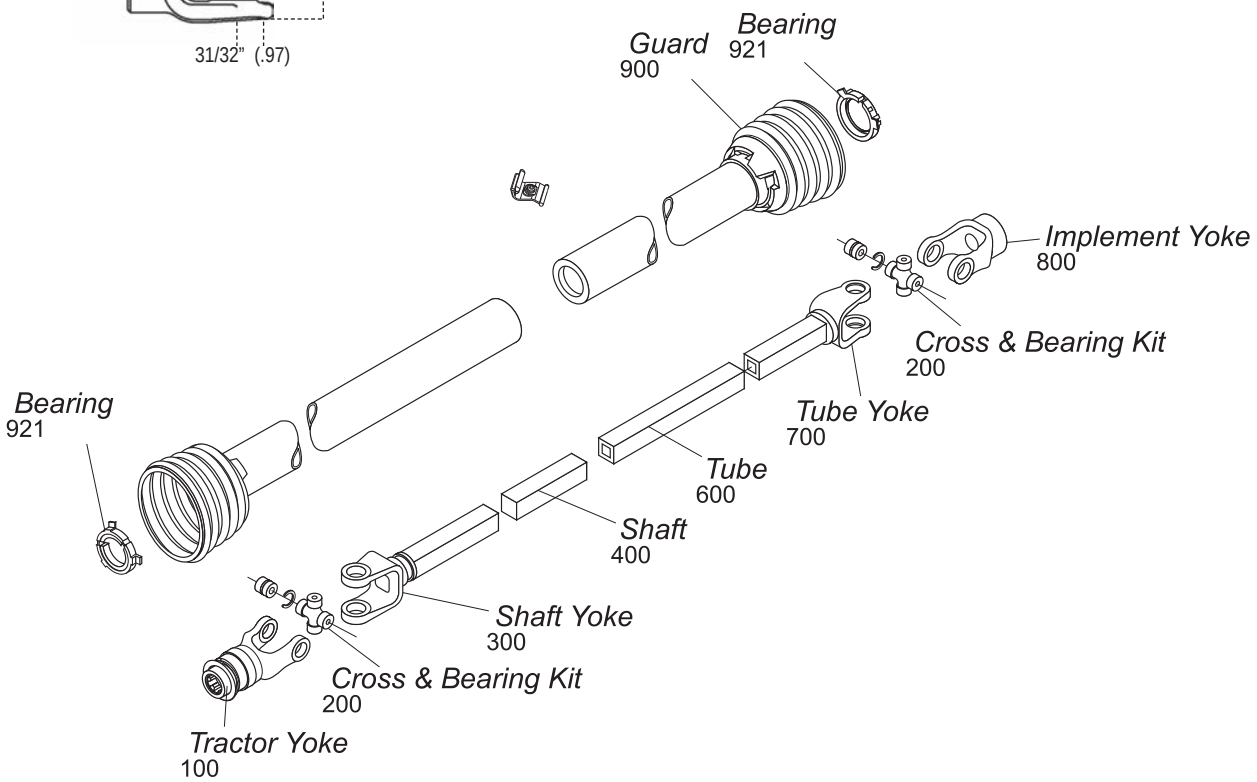

Tractor Yoke

Spring-Lok
Repair Kit — 13003100

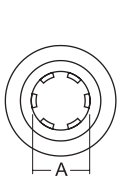

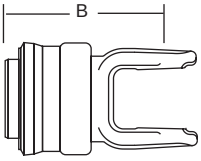

Stock Number	Dim. "A" Bore	Dim. "B"
100-0606	1 3/8" × 6 Spl.	3 7/8"
100-0621	1 3/8" × 21 Spl.	3 7/8"

Spring-Lok (metal collar) Lawn & Garden
Repair Kit — 13003115

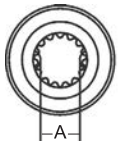

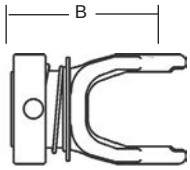

Stock Number	Dim. "A" Bore	Dim. "B"
105-0610	.98" × 10 Spl.	2 3/4"
105-0615	1" × 15 Spl.	2 3/4"

Auto-Lok
Repair Kit — 13004015

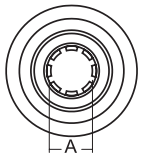

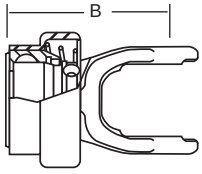

Stock Number	Dim. "A" Bore	Dim. "B"
101-0610	.98" × 10 Spl.	3 1/8"
101-0615	1" × 15 Spl.	3 1/8"

Male Spline Lawn & Garden

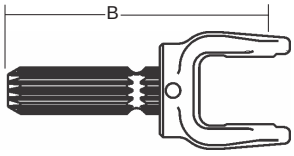

Stock Number	Dim. "A"	Dim. "B"
106-0615	1" × 15 Spl.	5 3/8"

Quick Disconnect
Repair Kit —
**13002006*
***13002021*

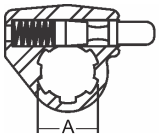

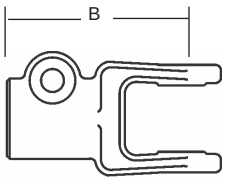

Stock Number	Dim."A" Bore	Dim. "B"
102-0606*	1 3/8" x 6 Spl.	3 7/8"
102-0621**	1 3/8" x 21 Spl.	3 7/8"

Cross & Bearing Kit
(R Kit)
(Recommended 8 hour grease interval)

Snap Ring Located in Bushing

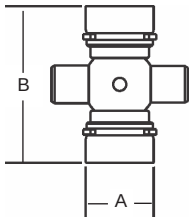

Stock Number	Dim. "A"	Dim. "B"
200-0600	31/32"	2 9/32"

Extended Lubrication Cross & Bearing Kit
(E-Kit)

(Recommended 50 hour grease interval)

Snap Ring Located in Bushing

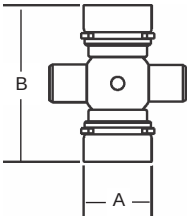

Stock Number	Dim. "A" Bore	Dim. "B"
201-0600	31/32"	2 9/32"

Shaft Weld Yoke

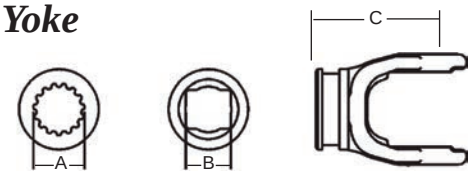

With Bearing Groove
(Guard must rotate freely on yoke)

Stock Number	Dim. "A" Bore	Dim. "B" Bore	Dim. "C"
300-0600		3/4" × 7/8"	2 1/2"
302-0600*	1" × 15 Spl.		2 1/4"
303-0600		3/4" × 7/8"	2 1/4"

**Requires nylon bearing part 04-15169*

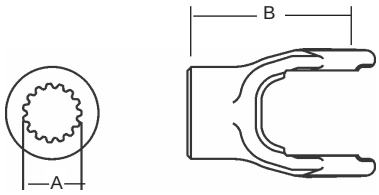

Without Bearing Groove

Stock Number	Dim. "A" Bore	Dim. "B"
301-0600	1" × 15 Spl.	2 1/2"

Shaft

3/4" × 7/8" Rectangular

Stock Number	Length
400-1214	6'
404-1214	3'

1" × 15 Spline
(Induction Hardened)



Stock Number	Major Diameter	Length
404-1615H	1.00" / .995"	3'

Slip Sleeve

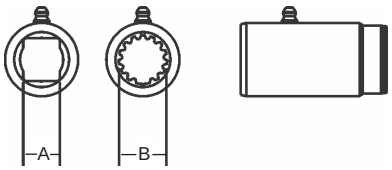

With Grease Groove

Stock Number	Length	Dim. "A" Bore	Dim. "B" Bore	Fits Tube Size
510-0600	4"	3/4" × 7/8" Rect.		1 1/2" (.065 Wall)
510-0615	3"		1" × 15 Spl.	1 1/2" (.065 Wall)

Tube

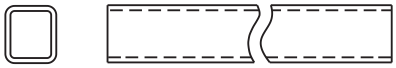

1" × 1 1/8" Rectangular O.D.

Stock Number	Length	Fits Shaft
600-1618	6'	3/4" × 7/8"
604-1618	3'	3/4" × 7/8"

1 1/2" Round (.065 Wall) O.D.

Stock Number	Length
602-0600	6'
604-0600	3'

Tube Weld Yoke

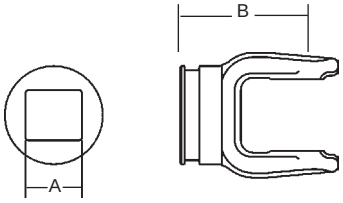

With Bearing Groove
(Guard must rotate freely on yoke)

Stock Number	Dim. "A" Bore	Dim. "B"
700-0600	1" × 1 1/8"	2 1/2"

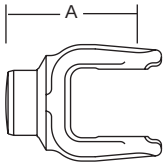

(Guard must rotate freely on yoke)

Stock Number	Dim. "A"	Fits Tube Size
701-0600	3 5/8"	1 1/2" (.065 Wall)
702-0600 (without Bearing Groove)	2 1/2"	1 1/2" (.065 Wall)
703-0600 (with Groove)	2 1/2"	1 1/2" (.065 Wall)

Implement Yoke

Round Bore
With Keyway & Set Screw

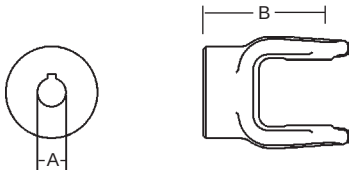

Stock Number	Dim. "A" Bore	Dim. "B"	Standard Keyway
800-0610	5/8"	2 1/2"	3/16"
800-0612	3/4"	2 1/2"	3/16"
800-0613	13/16"	2 1/2"	3/16"
800-0614	7/8"	2 1/2"	3/16"
800-0615	15/16"	2 1/2"	1/4"
800-0616	1"	2 1/2"	1/4"
800-0618	1 1/8"	2 1/2"	1/4"
800-0619	1 3/16"	2 1/2"	1/4"
800-0620	1 1/4"	2 1/2"	1/4"

Spline Bore
With 1/4" Pin Hole

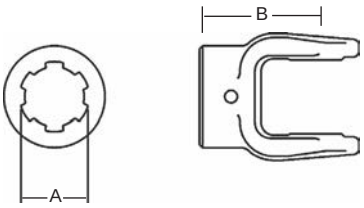

Stock Number	Dim. "A" Bore	Dim. "B"
801-0606	1 3/8" × 6 Spl.	2 1/2"
801-0618	1 1/8" × 6 Spl.	2 1/2"

Shear Pin
With 1/4" Pin Hole

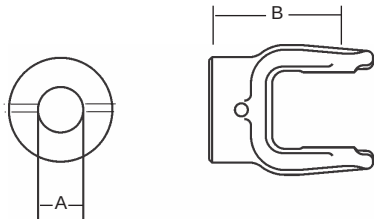

Stock Number	Dim. "A" Bore	Dim. "B"
802-0616	1"	2 1/2"
802-0618	1 1/8"	2 1/2"
802-0620	1 1/4"	2 1/2"

Square Bore
With Set Screw

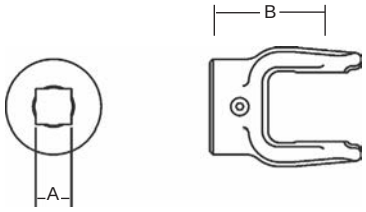

Stock Number	Dim. "A" Bore	Dim. "B"
804-0612	3/4"	2 1/2"
804-0614	7/8"	2 1/2"
804-0616	1"	2 1/2"
804-0618	1 1/8"	2 1/2"
804-0620	1 1/4"	2 1/2"

Round Bore
Double Keyway & Set Screw

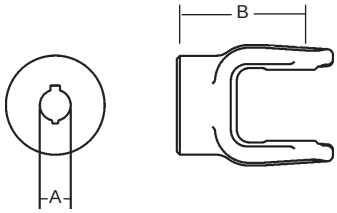

Stock Number	Dim. "A" Bore	Double Keyway	Dim. "B"
806-0612	3/4"	3/16" & 1/4"	2 1/2"
806-0613	13/16"	3/16" & 1/4"	2 1/2"
806-0614	7/8"	3/16" & 1/4"	2 1/2"
806-0616	1"	3/16" & 1/4"	2 1/2"
806-0618	1 1/8"	1/4" & 5/16"	2 1/2"
806-0619	1 3/16"	1/4" & 5/16"	2 1/2"
806-0620	1 1/4"	1/4" & 5/16"	2 1/2"

Clamp Yoke
With Bolt Hole & Set Screw

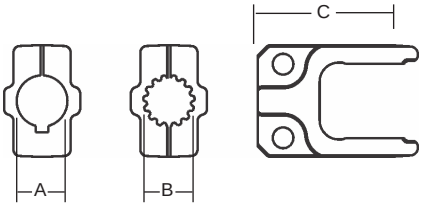

Stock Number	Dim. "A" Bore	Dim. "B" Bore	Keyway	Dim. "C"
807-0614	7/8"		3/16"	2 1/2"
807-0615		1" × 15 Spl.		2 1/2"
807-0616	1"		1/4"	2 1/2"

Stock Bore
With Hub O. D. Turned

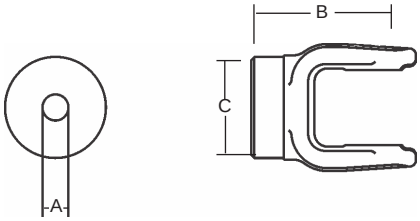

Stock Number	Dim. "A" Bore	Dim. "B"	Dim."C"
809-0608	1/2"	2 1/2"	2"

Slip Sleeve Yoke

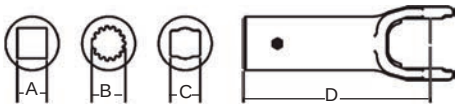

Stock Number	Dim. "A" Bore	Dim. "B" Bore	Dim. "C" Bore	Dim. "D" Length
808-0612	3/4" Sq.			5 1/2"
808-0614	7/8" Sq.			5 1/2"
812-0615		1" × 15 Spl.		5 1/2"
813-0600			3/4" × 7/8" Rect.	5 1/2"

Yoke & Tube Assembly

1" × 1 1/8" Tube

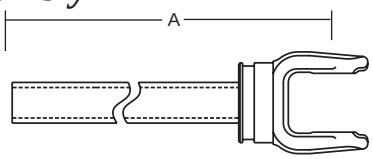

Stock Number	Fits Shaft	Dim. "A"
11000648	3/4" × 7/8"	38.75"

Yoke & Shaft Assembly

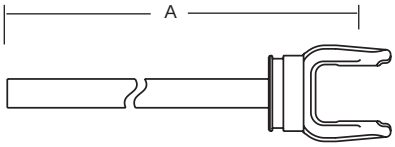

Stock Number	Shaft Size	Dim. "A"
10000610	1" × 15 Spl.	12.50"
10000648	3/4" × 7/8"	38.75"

Guard

Order Bushings As Required

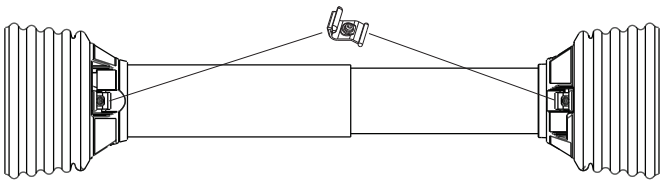

Stock Number	Overall Driveline Length	Bearing Kit (4-per kit)
900-2548	48"	921-1200
900-2560	60"	921-1200

Assembly instructions included with guard bearing kit
NOTE: Guards must rotate freely on yokes

Easy Lock™ Replacement Kit

Part Number: 13005000 (4-per Kit)

Guard Chain Kit

Part Number: 13006500 (2-per Kit)

Universal Joints

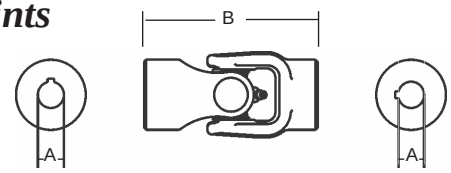

Round To Round

Furnished with Keyway & Set Screw

Stock Number	Dim. "A" Bore	Dim. "B"
15120612	3/4"	5"
15160616	1"	5"

Drivelines

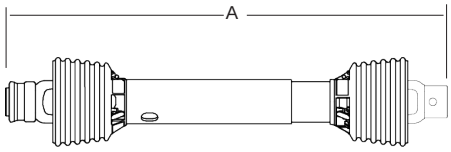

Drivelines are furnished without Cross & Bearing Kit and Implement Yoke. Select kit and Implement Yoke as required. When cross & bearing kit and implement yoke are assembled, the overall compressed length of the driveline will be 48".

Stock Number	Tractor Yoke	Overall Compressed Length Dim. "A"	Max Running Length
14000648	1 3/8" × 6 Spl. Spring Lok	48"	70"

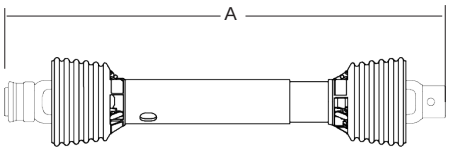

Drivelines are furnished without Cross & Bearing Kit and Outboard Yokes. Select kit and outboard yokes as required. When cross & bearing kit and outboard yokes are assembled, the overall compressed length of the driveline will be 48".

Stock Number	Overall Compressed Length Dim. "A"	Max Running Length
14010648	48"	70"

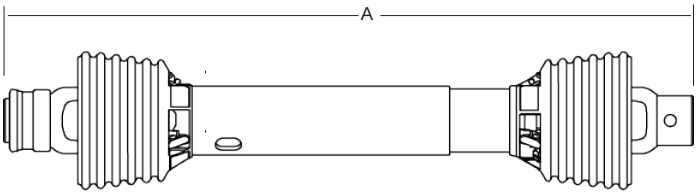

Stock Number	Tractor Yoke	Implement Yoke	Overall Compressed Length Dim. "A"	Max Running Length	Application
14000600	1 3/8" × 6 Spl. Spring Lok	1" Round with 1/2" Pin Hole	39"	60"	Finishing Mower
14000605	1 3/8" × 6 Spl. Spring Lok	1" Round with 5/16" Pin Hole	39"	60"	Finishing Mower
14000616	1 3/8" × 6 Spl. Spring Lok	1" Round 1/4" Keyway	48"	70"	Auger
14000620	1 3/8" × 6 Spl. Spring Lok	1 3/8" × 6 Spl. Spring Lok	27 1/4"	36"	Fertilizer Spreader
14000638	1 3/8" × 6 Spl. Q.D.	1" Round with 3/8" Pinhole	38"	55"	Finishing Mower

12 Series

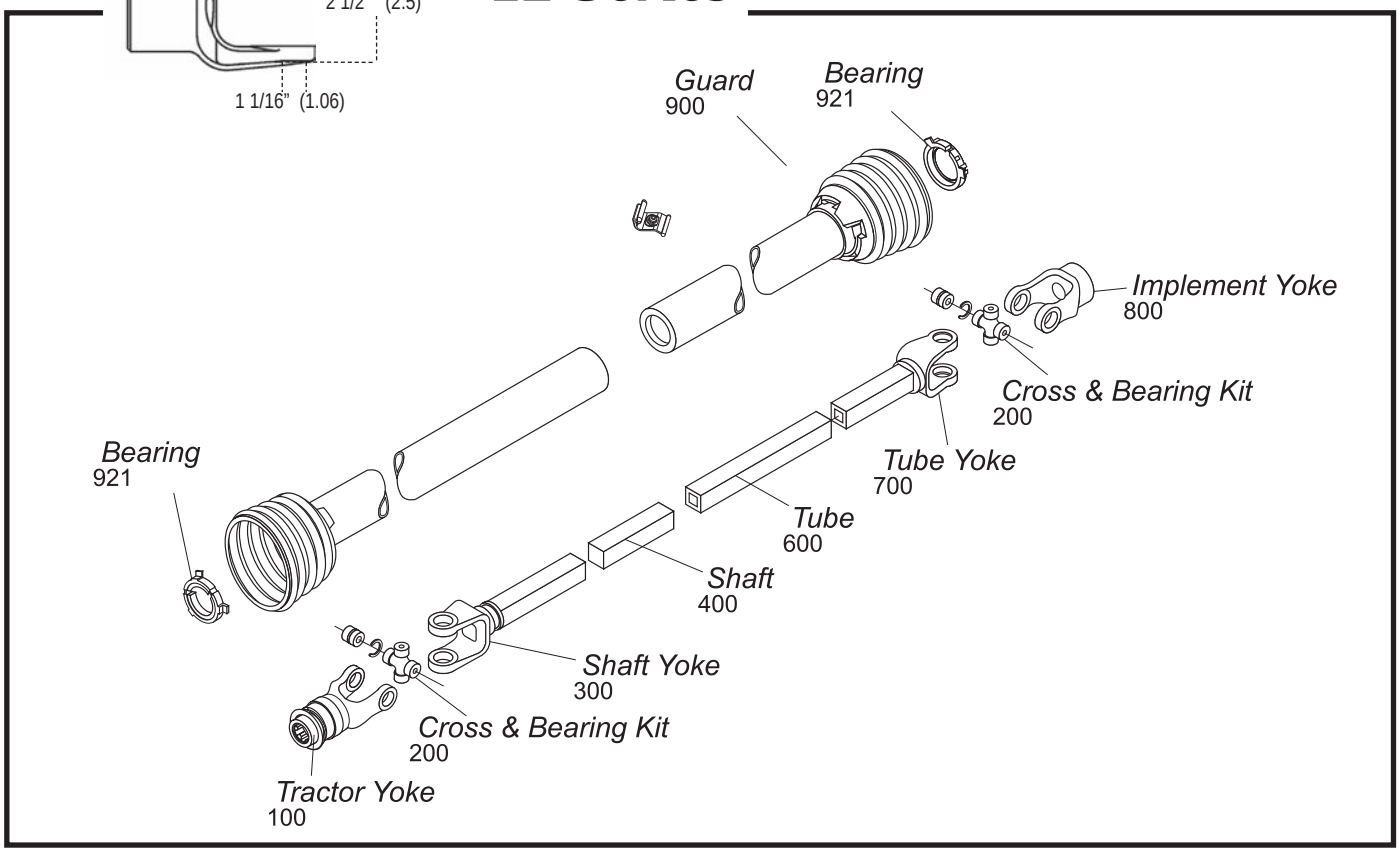

Tractor Yoke

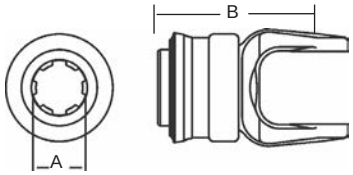

Spring-Lok

Repair Kit —13003100

Stock Number	Dim. "A" Bore	Dim. "B"
100-1206	1 3/8" × 6 Spl.	4"
100-1221	1 3/8" × 21 Spl.	4"

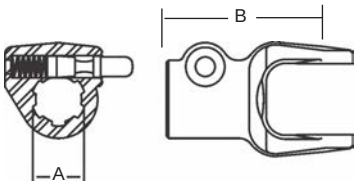

Quick Disconnect

Repair Kit —
**13002006*
***13002021*

Stock Number	Dim."A"	Dim. "B"
102-1206*	1 3/8" x 6 Spl.	4"
102-1221**	1 3/8" x 21 Spl.	4"

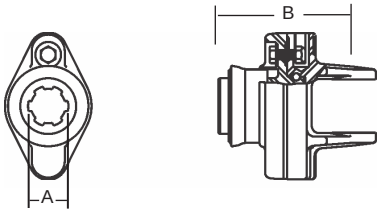

Ball Shear Device

With Spring-Lok
Repair Kit —13003100

Stock Number	Dim. "A" Bore	Dim. "B"	Shear Bolt
104-1206	1 3/8" × 6 Spl.	4 5/8"	5/16" - 18 Gr. 5
104-1221	1 3/8" × 21 Spl.	4 5/8"	5/16" - 18 Gr. 5

Replacement Shear Bolt Part # 11-10128

Cross & Bearing Kit

(R Kit)
(Recommended 8 hour grease interval)

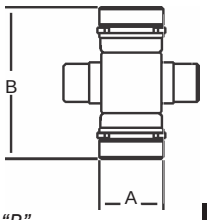

Snap Ring Located in Bushing

Stock Number	Dim. "A"	Dim. "B"
200-1200	1 1/16"	2 1/2"

Extended Lubrication Cross & Bearing Kit

(E Kit)
(Recommended 50 hour grease interval)

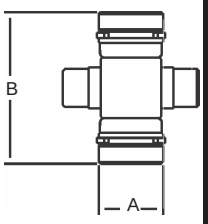

Snap Ring Located in Bushing

Stock Number	Dim. "A"	Dim. "B"
201-1200	1 1/16"	2 1/2"

Shaft Weld Yoke

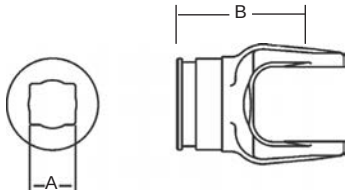

With bearing groove
(Guard must rotate freely on yoke)

Stock Number	Dim. "A" Bore	Dim. "B"
300-1200	1" × 1 1/8"	3 3/8"
301-1200*	15/16" Sq.	2 3/4"

**Requires nylon bearing 04-15170*

Shaft

1" × 1 1/8" Rectangular

Stock Number	Length
400-1618	6'
404-1618	3'

Slip Sleeve

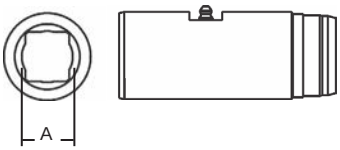

With Grease Groove

Stock Number	Dim. "A" Bore	Length	Fits Tube Size
500-1400	1" × 1 1/8" Rect.	5"	2" (.083 Wall)

Tube

1 1/4" × 1 3/8"
Rectangular O.D.

Stock Number	Length	Fits Shaft
600-2022	6'	1" × 1 1/8"
604-2022	3'	1" × 1 1/8"

2" (.083 Wall)

Stock Number	Length
602-1400	6'
604-1400	3'

Tube Weld Yoke

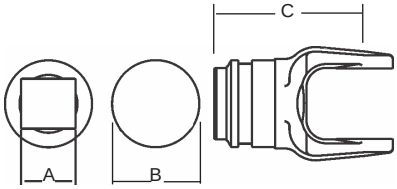

With bearing groove
(Guard must rotate freely on yoke)

Stock Number	Dim. "A" Bore	Dim. "B" Fits Tube Size	Dim. "C"
700-1200	1 1/4" × 1 3/8"		3 3/8"
701-1200		2" (.083 Wall)	3 7/8"
702-1200*	15/16" Sq.		2 3/4"

**Requires nylon bearing 04-15170*

Implement Yoke

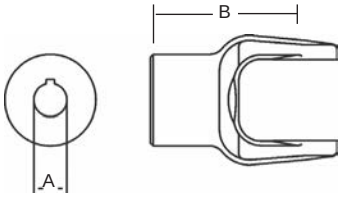

Round Bore
With Keyway & Set Screw

Stock Number	Dim. "A" Bore	Dim. "B"	Standard Keyway
800-1212	3/4"	3 1/2"	3/16"
800-1214	7/8"	3 1/2"	3/16"
800-1215	15/16"	3 1/2"	1/4"
800-1216	1"	3 1/2"	1/4"
800-1218	1 1/8"	3 1/2"	1/4"
800-1219	1 3/16"	3 1/2"	1/4"
800-1220	1 1/4"	3 1/2"	1/4"
800-1222	1 3/8"	3 1/2"	5/16"
800-1224	1 1/2"	3 7/8"	3/8"

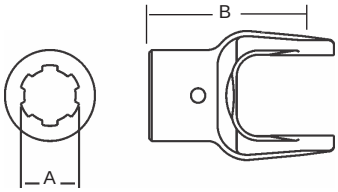

Spline Bore
With 21/64" Pin Hole

Stock Number	Dim. "A" Bore	Dim. "B"
801-1206	1 3/8" × 6 Spl.	3 1/2"
801-1210*	1 3/16" × 10 Spl.	3 1/2"
801-1213	.90" × 13 Spl. w/Set Screw	3 1/2"
801-1218	1 1/8" × 6 Spl.	3 1/2"
801-1221	1 3/8" × 21 Spl.	3 1/2"

*No Pin Hole with machined seal surface

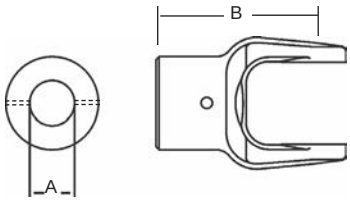

Shear Pin
With 1/4" Pin Hole

Stock Number	Dim. "A" Bore	Dim. "B"
802-1216	1"	3 1/2"
802-1218	1 1/8"	3 1/2"
802-1220	1 1/4"	3 1/2"
802-1222	1 3/8"	3 1/2"

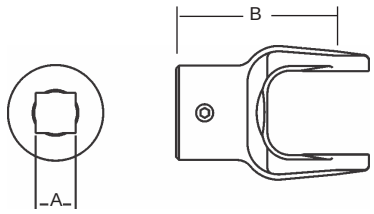

Square Bore
With Set Screw

Stock Number	Dim. "A" Bore	Dim. "B"
804-1214	7/8"	3 1/2"
804-1216	1"	3 1/2"
804-1218	1 1/8"	3 1/2"
804-1220	1 1/4"	3 7/8"

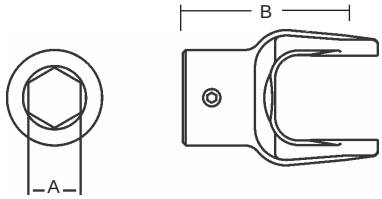

Hexagon Bore
With Set Screw

Stock Number	Dim. "A" Bore	Dim. "B"
805-1218	1 1/8"	3 1/2"

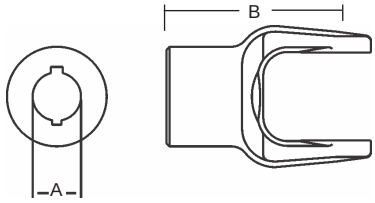

Round Bore
Double Keyway & Set Screw

Stock Number	Dim. "A" Bore	Dim. "B"	Double Keyway
806-1216	1"	3 1/2"	1/4" & 3/16"
806-1218	1 1/8"	3 1/2"	1/4" & 5/16"
806-1220	1 1/4"	3 1/2"	1/4" & 5/16"

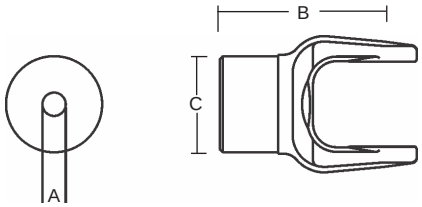

Stock Bore
With Hub O.D. Turned

Stock Number	Dim. "A" Bore	Dim. "B"	Dim. "C"
809-1208	1/2"	3 1/2"	2"

Slip Yoke

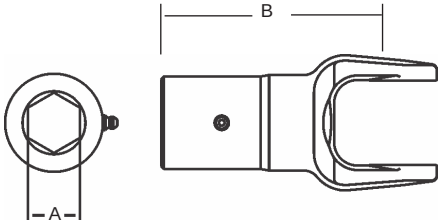

Stock Number	Dim."A" Bore	Dim. "B"
808-1216	1" Sq.	5 1/4"
810-1216	1" Rd. w/1/4" Keyway	5 1/4"
811-1218	1 1/8" Hex	5 1/4"

Yoke & Shaft Assembly

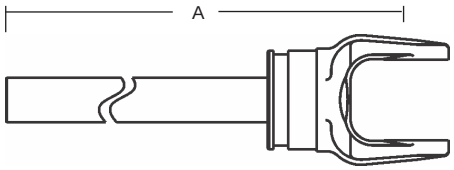

1" × 1 1/8"
Rectangular Shaft

Stock Number	Dim. "A"
10001248	37.38"
10001260	49.38"

Yoke & Tube Assembly

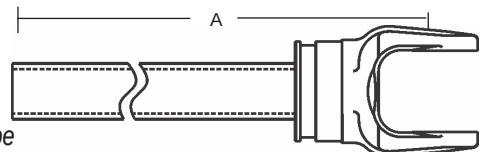

1 1/4" × 1 3/8" Tube

Stock Number	Fits Shaft	Dim. "A"
11001248	1" × 1 1/8"	37.38"
11001260	1" × 1 1/8"	49.38"

Guard Chain Kit



Part Number: 13006500 (2-per Kit)

Guard

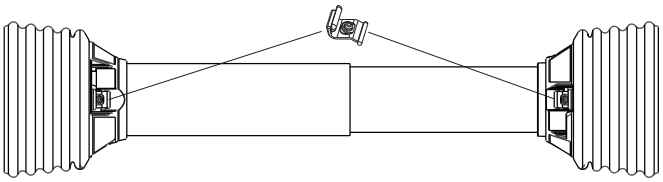

Order Bearings as Required

Stock Number	Overall Driveline Length	Bearing Kit (4-per kit)
900-2548	48"	921-1200
900-2560	60"	921-1200

Assembly instructions included with guard bearing kit
NOTE: Guards must rotate freely on yokes

Easy Lock™ Replacement Kit

Part Number: 13005000 (4-per Kit)

Universal Joint

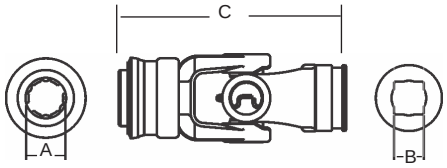

Spring Lok to Shaft Weld Yoke
Repair Kit — 13003100

Stock Number	Dim. "A" Bore	Dim. "B" Bore	Dim. "C"
15061200	1 3/8" × 6 Spl.	1" × 1 1/8" Rect.	7 1/2"

Drivelines

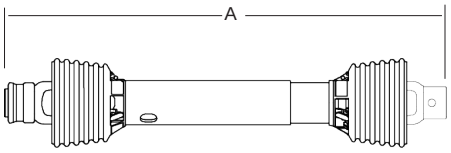

Drivelines are furnished without Cross & Bearing Kit and Implement Yoke. Select kit and implement yoke as required. When cross & bearing kit and implement yoke are assembled, the overall compressed length of the driveline will be 48"or 60".

Stock Number	Tractor Yoke	Overall Compressed Length Dim. "A"	Max Running Length
14001248	1 3/8" × 6 Spl. Spring Lok	48"	78"
14001260	1 3/8" × 6 Spl. Spring Lok	60"	89"

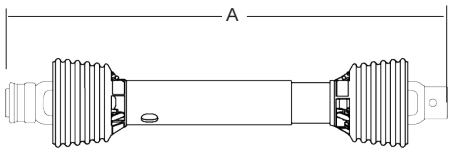

Drivelines are furnished without Cross & Bearing Kit and Outboard Yokes. Select kit and outboard yokes as required. When cross & bearing kit and outboard yokes are assembled, the overall compressed length of the driveline will be 48"or 60".

Stock Number	Overall Compressed Length Dim. "A"	Max Running Length
14011248	48"	78"
14011260	60"	89"
14021248 (with crosses installed)	48"	78"
14031248 (with 15/16" Sq.Shaft)	48"	78"

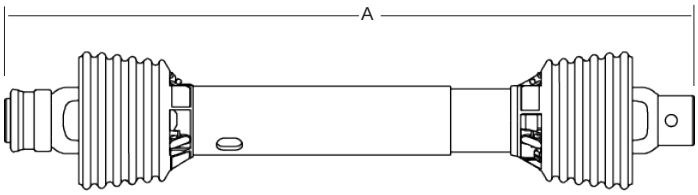

Stock Number	Tractor Yoke	Implement Yoke	Overall Compressed Length Dim. "A"	Max. Running Length	Application
14001200	1 3/8" × 6 Spl Q.D.	1 1/4" Rd 1/4" Keyway	48"	78"	Post Hole Digger
14001220	1 3/8" × 6 Spl. Spring Lok	1 1/4" Rd 1/4" Keyway	48"	77"	Augers

14 Series

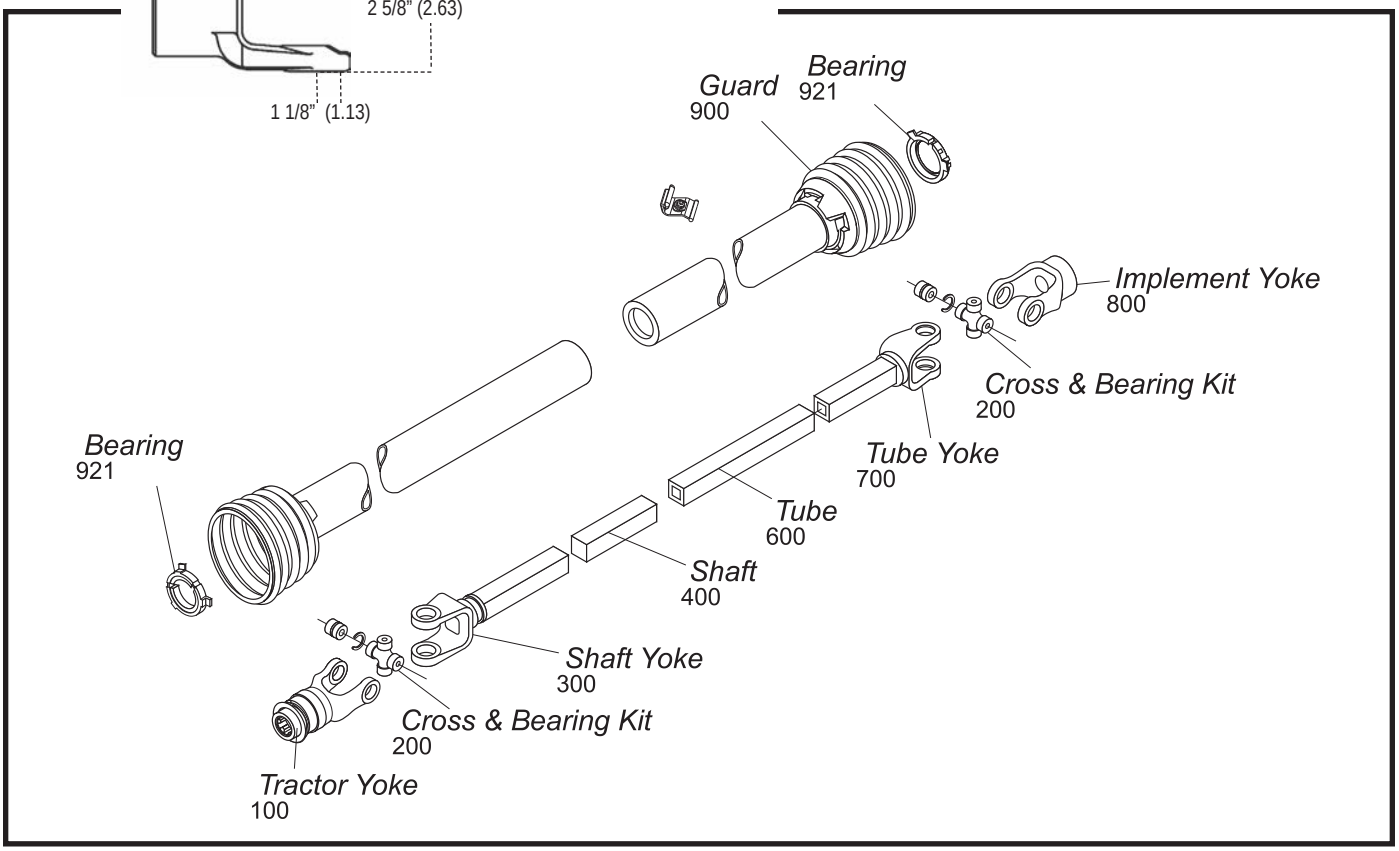

Tractor Yoke

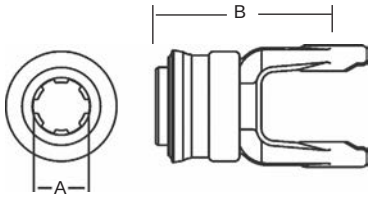

Spring-Lok
Repair Kit — 13003100

Stock Number	Dim. "A" Bore	Dim. "B"
100-1406	1 3/8" × 6 Spl.	4 5/16"
100-1421	1 3/8" × 21 Spl.	4 5/16"

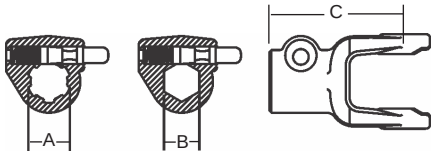

Quick Disconnect
Repair Kit —
**13002006*
***13002021*

Stock Number	Dim. "A" Bore	Dim. "B" Bore	Dim. "C"
102-1406*	1 3/8" x 6 Spl.		4 5/16"
102-1418**		1 1/8" Hex	4 5/16"
102-1421**	1 3/8" x 21 Spl.		4 5/16"

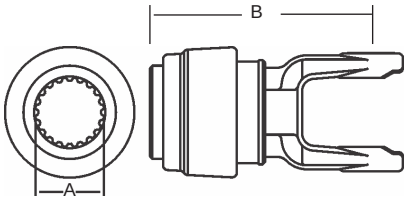

Safety Slide Lock
Repair Kit —13004020

Stock Number	Dim. "A" Bore	Dim. "B"
101-1420	1 3/4" × 20 Spl.	5 5/8"

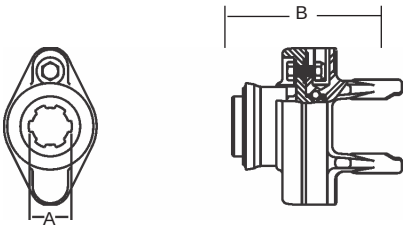

Ball Shear Device
With Spring-Lok
Repair Kit — 13003100

Stock Number	Dim. "A" Bore	Dim. "B"	Shear Bolt
104-1406	1 3/8" × 6 Spl.	4 5/8"	5/16" - 18 Gr. 5
104-1421	1 3/8" × 21 Spl.	4 5/8"	5/16" - 18 Gr. 5

Replacement Shear Bolt Part # 11-10128

Cross & Bearing Kit

(R Kit)
(Recommended 8 hour grease interval)

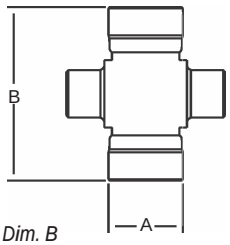

Snap Ring Located in Yoke

Stock Number	Dim. A	Dim. B
200-1400	1 1/8"	2 5/8"

Extended Lubrication Cross & Bearing Kit

(E Kit)
(Recommended 50 hour grease interval)

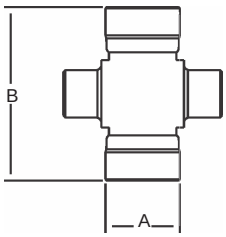

Snap Ring Located in Yoke

Stock Number	Dim. "A"	Dim. "B"
201-1400	1 1/8"	2 5/8"

Shaft Weld Yoke

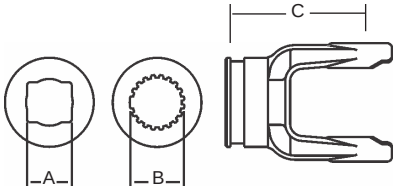

With Bearing Groove
(Guard must rotate freely on yoke)

Stock Number	Dim. "A" Bore	Dim. "B" Bore	Dim. "C"
300-1400	1" × 1 1/8"		3 3/8"
301-1400		1 5/16" × 20 Spl.	3 3/8"

Shaft

1" × 1 1/8" Rectangular

Stock Number	Length
400-1618	6'
404-1618	3'

1 5/16" × 20 Spline
Induction Hardened



Stock Number	Length	Major Dim.
404-2120	3'	1.380/1.375

Slip Sleeve

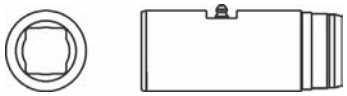

1" × 1 1/8" Rectangular
With Grease Groove

Stock Number	Length	Fits Tube Size
500-1400	5"	2" (.083 Wall)

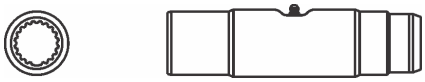

1 5/16" × 20 Spline
With Grease Reservoir

Stock Number	Length	Fits Tube Size
501-1400	8"	2" (.083 Wall)

Tube

1 1/4" × 1 3/8"
Rectangular O.D.

Stock Number	Length	Fits Shaft
600-2022	6'	1" × 1 1/8"
604-2022	3'	1" × 1 1/8"



2" Round (.083 Wall)

Stock Number	Length
602-1400	6'
604-1400	3'

Tube Weld Yoke

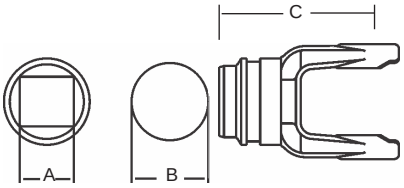

With Bearing Groove
(Guard must rotate freely on yoke)

Stock Number	Dim. "A" Bore	Dim. "B" Fits Tube Size	Dim. "C"
700-1400	1 1/4" × 1 3/8"		3 3/8"
701-1400		2" (.083 Wall)	3 7/8"

Implement Yoke

Round Bore
With Keyway & Set Screw

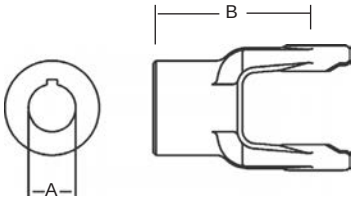

Stock Number	Dim. "A" Bore	Dim. "B"	Standard Keyway
800-1416	1"	3 7/8"	1/4"
800-1418	1 1/8"	3 7/8"	1/4"
800-1419	1 3/16"	3 7/8"	1/4"
800-1420	1 1/4"	3 7/8"	1/4"
800-1422	1 3/8"	3 7/8"	5/16"
800-1423	1 7/16"	3 7/8"	3/8"
800-1424	1 1/2"	3 7/8"	3/8"

Square Bore
With Set Screw

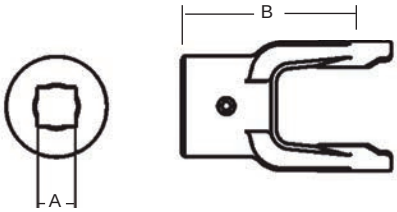

Stock Number	Dim. "A" Bore	Dim. "B"
804-1414	7/8"	3 7/8"
804-1416	1"	3 7/8"
804-1418	1 1/8"	3 7/8"
804-1419	1 3/16"	3 7/8"
804-1420	1 1/4"	3 7/8"

Spline Bore
With 21/64" Pin Hole

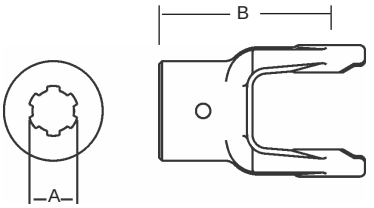

Stock Number	Dim. "A" Bore	Dim. "B"
801-1406	1 3/8" × 6 Spl.	3 7/8"
801-1418	1 1/8" × 6 Spl.	3 7/8"
801-1420	1 1/4" × 6 Spl.	3 7/8"
801-1421	1 3/8" × 21 Spl.	3 7/8"

Hexagon Bore
With Set Screw

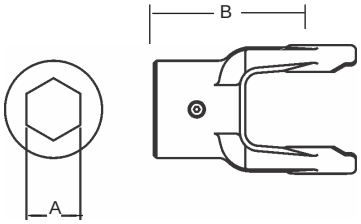

Stock Number	Dim. "A" Bore	Dim. "B"
805-1418	1 1/8"	3 7/8"
805-1420	1 1/4"	3 7/8"

Shear Pin
With 1/4" Pin Hole

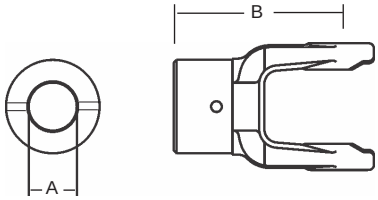

Stock Number	Dim. "A" Bore	Dim. "B"
802-1418	1 1/8"	3 7/8"
802-1420	1 1/4"	3 7/8"
802-1422*	1 3/8"	3 7/8"
802-1424	1 1/2"	3 7/8"

* with 1/4" and 1/2" Pin Hole

Round Bore
Double Keyway & Set Screw

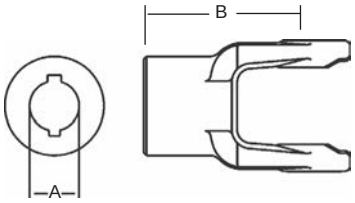

Stock Number	Dim. "A" Bore	Double Keyway	Dim. "B"
806-1418	1 1/8"	1/4" & 5/16"	3 7/8"
806-1419	1 3/16"	1/4" & 5/16"	3 7/8"
806-1420	1 1/4"	1/4" & 5/16"	3 7/8"

Torque Limiter Flange
(Interchanges with Great Lakes Clutch)

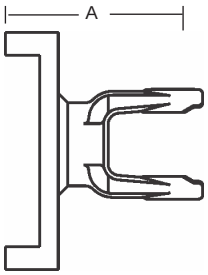

Stock Number	Dim. "A"
803-1400	4 1/2"

Stock Bore
With Hub O. D. Turned

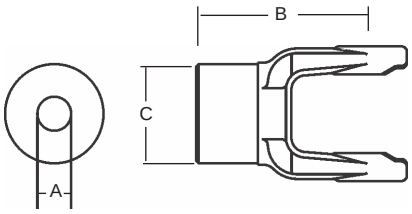

Stock Number	Dim. "A" Bore	**Dim. "B"**	Dim. "C"
809-1412	3/4"	3 7/8"	2 1/8"

Guard

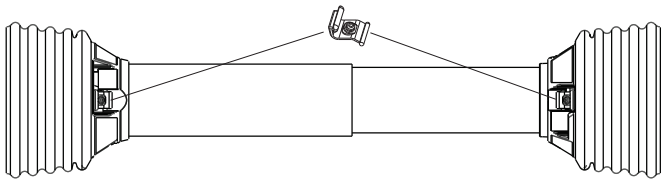

Order Bearings As Required

Stock Number	Overall Driveline Length	Bearing Kit (4-per kit)
900-2548	48"	921-1200
900-2560	60"	921-1200

Assembly instructions included with guard bearing kit
NOTE: Guards must rotate freely on yokes

Yoke & Shaft Assembly

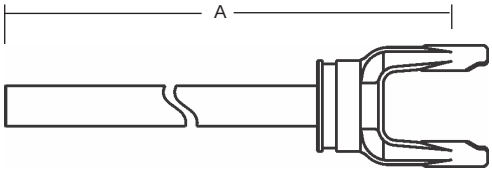

1" × 1 1/8" Shaft

Stock Number	Dim. "A"
10001438	26.12"
10001448	35.62"
10001460	47.62"

Yoke, Tube & Sleeve Assembly

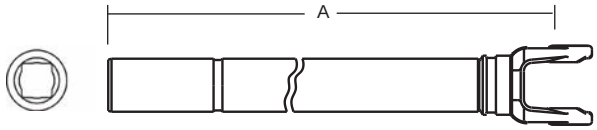

1" × 1 1/8" Rectangular

Stock Number	Dim. "A"
11001438	26.12"
11001448	36.12"
11001460	48.12"

Easy Lock™ Replacement Kit

Part Number: 13005000 (4-per Kit)

Guard Chain Kit

Insert the "S" hook through the guard loop and crimp shut

Part Number: 13006500 (2-per Kit)

Universal Joint

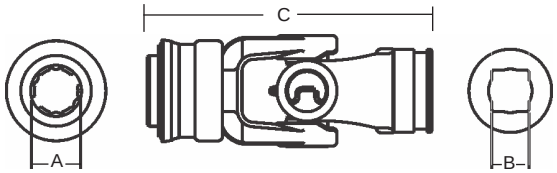

Spring-Lok to Shaft Weld Yoke
Repair Kit — 13003100

Stock Number	Dim. "A" Bore	Dim. "B" Bore	Dim. "C"
15061400	1 3/8" × 6 Spl.	1" × 1 1/8" Rect.	7 3/4"

Drivelines

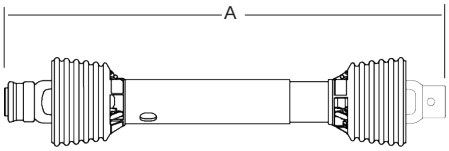

Drivelines are furnished without Cross & Bearing Kit and Implement Yoke. Select kit and implement yoke as required. When cross & bearing kit and implement yoke are assembled, the overall compressed length of the driveline will be 48" or 60".

Stock Number	Tractor Yoke	Overall Compressed Length Dim. "A"	Max. Running Length
14001448	1 3/8" × 6 Spl. Spring Lok	48"	75"
14001460	1 3/8" × 6 Spl. Spring Lok	60"	99"

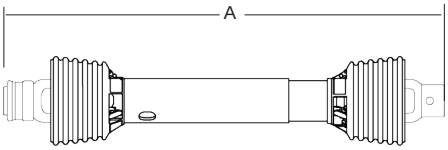

Drivelines are furnished without Cross & Bearing Kit and Outboard Yoke. Select kit and outboard yokes as required. When cross & bearing kit and outboard yokes are assembled, the overall compressed length of the driveline will be 48"or 60".

Stock Number	Overall Compressed Length Dim. "A"	Max. Running Length
14011448	48"	75"
14011460	60"	99"
14021448 (With crosses installed)	48"	75"

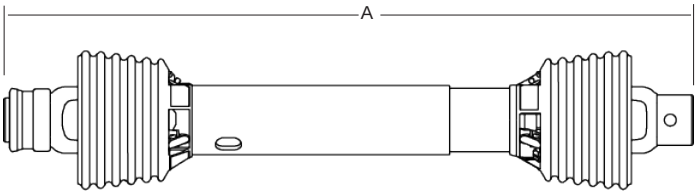

Stock Number	Tractor Yoke	Implement Yoke	Overall Compressed Length Dim. "A"	Max. Running Length	Application
14001404	1 3/8" × 6 Spl. Spring-Lok	1 3/8" Round 1/2" Shear Pin Hole	30 3/16"	39.5"	4 ft. Lift Type Rotary Cutter
14001405	1 3/8" × 6 Spl. Spring-Lok	1 3/8" Round 1/2" Shear Pin Hole	37 3/16"	53.5"	5 ft. Lift Type Rotary Cutter
14001406	1 3/8" × 6 Spl. Spring-Lok	1 3/8" Round 1/2" Shear Pin Hole	56 3/16"	76.5"	5 & 6 ft. Pull Type Rotary Cutter
14001420	1 3/8" × 6 Spl. Spring-Lok	1 1/4" Round 1/4" Keyway	48"	75"	Auger

35 Series

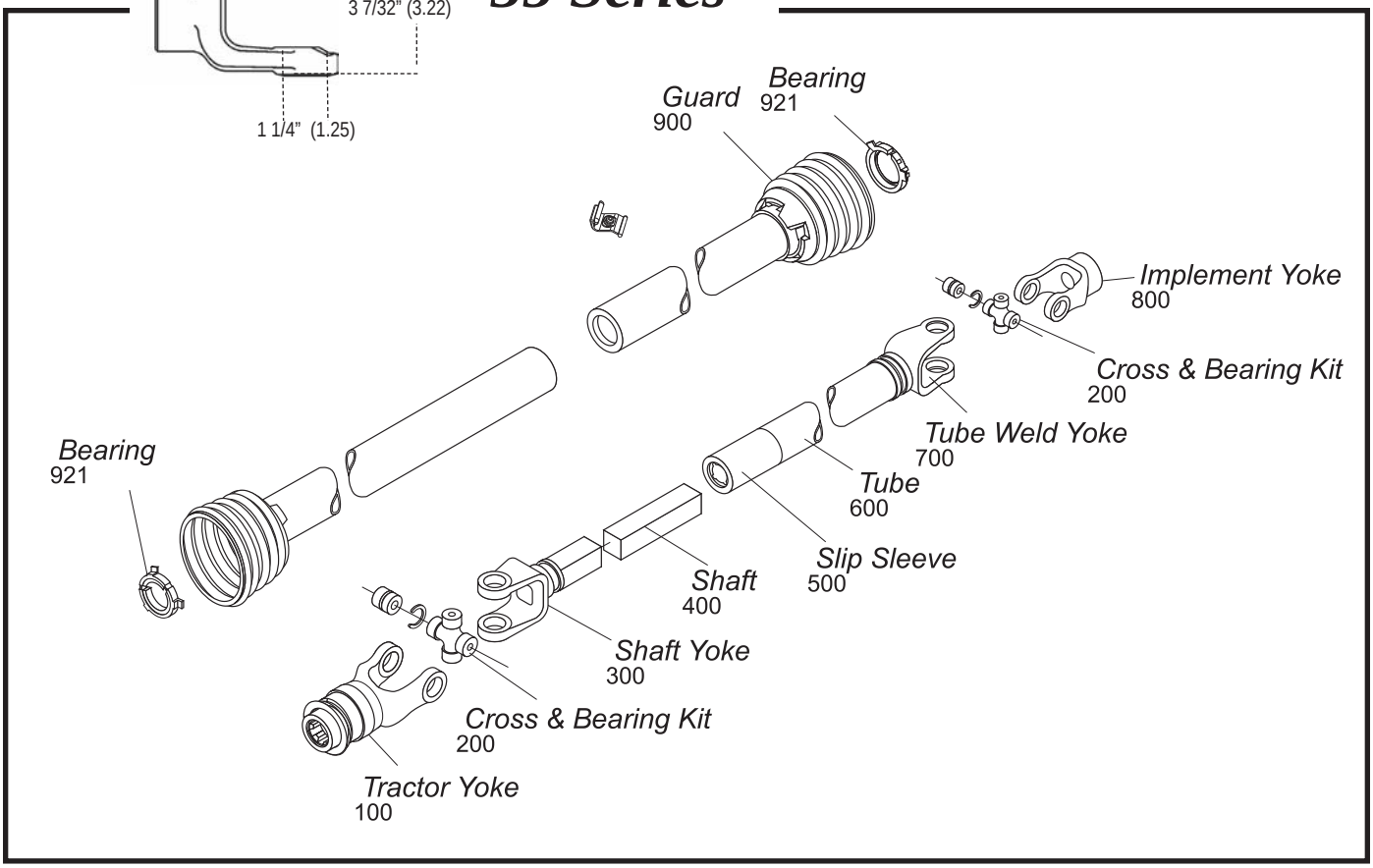

Tractor Yoke

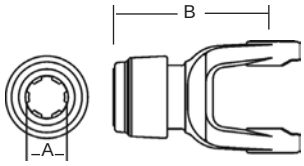

Safety Slide Lock

Repair Kit —
**13004000*
***13004020*

Stock Number	Dim. "A" Bore	Dim. "B"
101-3506*	1 3/8" × 6 Spl.	5 1/4"
101-3520**	1 3/4" × 20 Spl.	6 1/8"
101-3521*	1 3/8" × 21 Spl.	5 1/4"

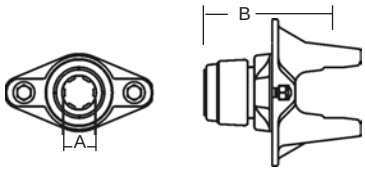

Ball Shear Device

With Safety Slide Lock
Repair Kit —
**13004000*
***13004020*

Stock Number	Dim. "A" Bore	Shear Bolt	Dim. "B"
104-3506*	1 3/8" × 6 Spl.	(2) 3/8" - 16 Gr. 5	5 1/2"
104-3520**	1 3/4" × 20 Spl.	(2) 3/8" - 16 Gr. 5	6"
104-3521*	1 3/8" × 21 Spl.	(2) 3/8" - 16 Gr. 5	5 1/2"
104-3524	1 1/2" Rd. 3/8" Kwy.	(2) 3/8" - 16 Gr. 5	6"

Replacement Shear Bolt Part No. 11-10445

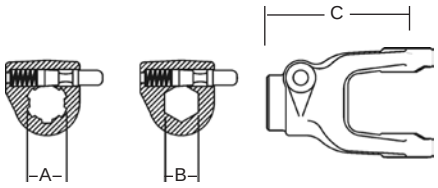

Quick Disconnect

Repair Kit —
**13002021*
***13002006*
****13002020*
*****13002806*

Stock Number	Dim. "A" Bore	Dim. "B" Bore	Dim."C"
102-3505*		1 1/4" Hex	4 3/4"
102-3506**	1 3/8" x 6 Spl.		4 3/4"
102-3518*		1 1/8" Hex	4 3/4"
102-3520***	1 3/4" x 20 Spl.		5 3/8"
102-3521*	1 3/8" x 21 Spl.		4 3/4"
102-3528****	1 3/4" x 6 Spl.		5 5/16"

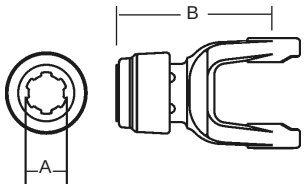

Auto-Lok

Repair Kit —
**13004000*
***13004020*

Stock Number	Dim. "A" Bore	Dim. "B"
110-3506*	1 3/8" × 6 Spl.	5 1/4"
110-3520**	1 3/4" × 20 Spl.	6 1/8"
110-3521*	1 3/8" × 21 Spl.	5 1/4"

Cross & Bearing Kit

(R Kit)

(Recommended 8 hour grease interval)

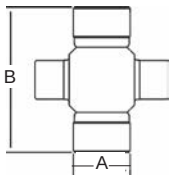

Snap Ring Located in Yoke

Stock Number	Dim. "A"	Dim. "B"
200-3500	1 1/4"	3 7/32"

Extended Lubrication Cross & Bearing Kit
(E Kit)
(Recommended 50 hour grease interval)

Snap Ring Located in Yoke

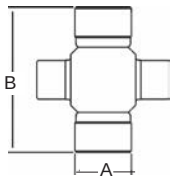

Stock Number	Dim. "A" Bore	Dim. "B"
201-3500	1 1/4"	3 7/32"

Slip Sleeve

With Grease Groove

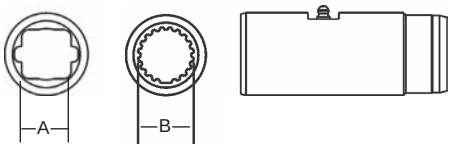

Stock Number	Length	Dim. "A" Bore	Dim. "B" Bore	Fits Tube Size
500-3500	5"	1 3/16" Sq.		2 1/8" (.120 Wall)
501-3500	5"	1 3/16" Sq.		2 1/8" (.083 Wall) & 2 1/4" (.120 Wall)
504-3500	8"	1 5/16" Sq.		2 1/2" (.120 Wall)
505-3500	5"		1 11/16" × 20 Spl.	2 1/2" (.120 Wall)

Shaft Weld Yoke

With Bearing Groove
(Guard must rotate freely on yoke)

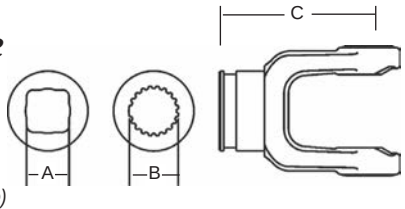

Stock Number	Dim. "A" Bore	Dim. "B" Bore	Dim. "C"
300-3500	1 3/16" Sq.		4 1/4"
301-3500		1 5/16" × 20 Spl.	4 1/4"
*302-3500		1 11/16" × 20 Spl.	3 3/4"

* For use with 921-3500 Nylon Bearing Kit and 902-3548 / 902-3560 Guard

Spline Sleeve

With Grease Reservoir

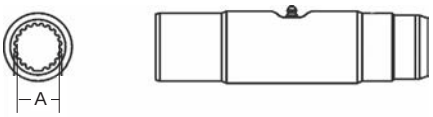

Stock Number	Length	Dim. "A" Bore	Fits Tube Size
502-3500	8"	1 5/16" × 20 Spl.	2 1/8" (.120 Wall)
503-3500	8"	1 11/16" × 20 Spl.	2 1/2" (.120 Wall)

Shaft

1 3/16" Square

Stock Number	Length
400-0019	6'
404-0019	3'

Tube

Stock Number	Dim. "A" Size	Length
602-3500	2 1/8" (.120 Wall)	6'
604-3500	2 1/8" (.120 Wall)	3'

Spline Shaft
Induction Hardened

Stock Number	Dim. "A" Size	Length	Major Dim.
404-2120	1 5/16" × 20 Spl.	3'	1.380/1.375
404-2720	1 11/16" × 20 Spl.	3'	1.790/1.785

Tube Weld Yoke

With Bearing Groove
(Guard must rotate freely on yoke)

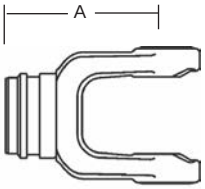

Stock Number	Dim. "A"	Fits Tube Size
701-3500	4 1/4"	2 1/8" (.120 Wall)
702-3500	4 1/4"	2 1/8" (.083 Wall)
703-3500 with Bore**	4 1/4"	2 1/4" (.120 Wall)
*704-3500 with Bore**	4 1/4"	2 1/2" (.120 Wall)
705-3500 with Bore**	4 1/4"	2 1/8" (.120 Wall)

* For use with 921-3500 Nylon Bearing Kit and 902-3548 / 902-3560 Guard
** Bore through for telescoping shaft

Implement Yoke

Round Bore
With Keyway & Set Screw

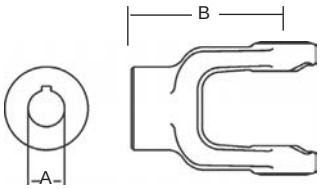

Stock Number	Dim. "A" Bore	Standard Keyway	Dim. "B"
800-3516	1"	1/4"	4 1/4"
800-3518	1 1/8"	1/4"	4 1/4"
800-3519	1 3/16"	1/4"	4 1/4"
800-3520	1 1/4"	1/4"	4 1/4"
800-3522	1 3/8"	5/16"	4 1/4"
800-3523	1 7/16"	3/8"	4 1/4"
800-3524	1 1/2"	3/8"	4 1/4"
8003524H	1 1/2"	3/8" with 5/16" Pinhole	4 1/4"
800-3528	1 3/4"	3/8"	4 1/4"

Square Bore
With Set Screw

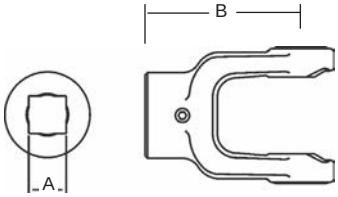

Stock Number	Dim. "A" Bore	Dim. "B"
804-3516	1"	4 1/4"
804-3518	1 1/8"	4 1/4"
804-3519	1 3/16"	4 1/4"
804-3520	1 1/4"	4 1/4"
804-3524	1 1/2"	4 1/4"

Spline Bore
With 21/64" Pin Hole

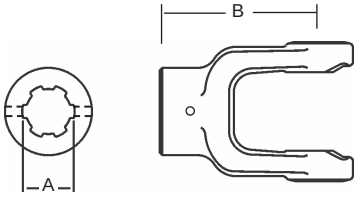

Stock Number	Dim. "A" Bore	Dim. "B"
801-3506	1 3/8" × 6 Spl.	4 1/4"
801-3521	1 3/8" × 21 Spl.	4 1/4"

Round Bore
Double Keyway & Set Screw

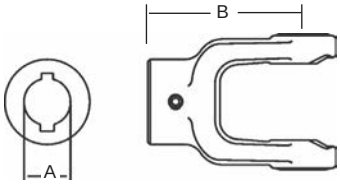

Stock Number	Dim. "A" Bore	Dim. "B"	Double Keyway
806-3519	1 3/16"	4 1/4"	1/4" & 5/16"
806-3520	1 1/4"	4 1/4"	1/4" & 5/16"
806-3522	1 3/8"	4 1/4"	5/16" & 3/8"

Shear Pin
With 1/4" Pin Hole

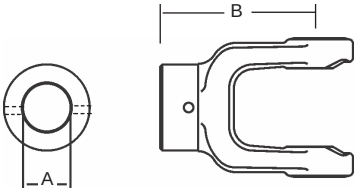

Stock Number	Dim. "A" Bore	Dim. "B"
802-3520	1 1/4"	4 1/4"
802-3522*	1 3/8"	4 1/4"
802-3524	1 1/2"	4 1/4"

* With 1/2" Pin Hole.

Clamp Yoke

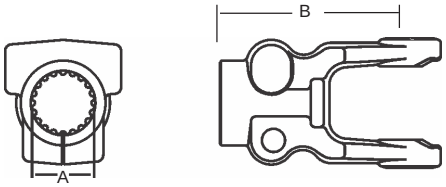

Stock Number	Dim. "A" Bore	Dim. "B"
807-3506	1 3/8" × 6 Spl.	4 3/4"
807-3520	1 3/4" × 20 Spl.	5 3/8"
807-3521	1 3/8" × 21 Spl.	4 3/4"
807-3527	1 3/4" × 27 Spl.	5 1/4"

Torque Limiter Flange
(Interchanges with Great Lakes Clutch)

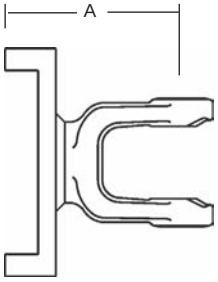

Stock Number	Dim. "A"
803-3500	5"

Stock Bore
With Hub O. D. Turned

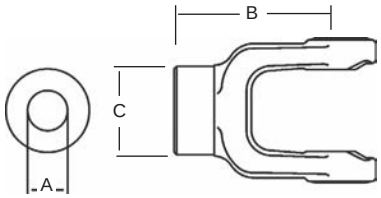

Stock Number	Dim. "A" Bore	Dim. "B"	Dim. "C"
809-3516	1"	4 1/4"	2 1/4"

Guard

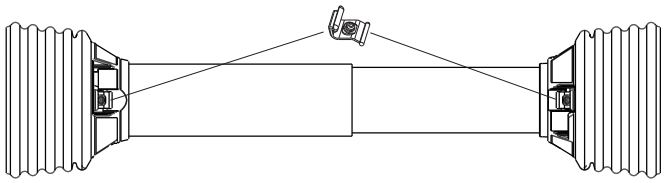

Order Bearings As Required

Stock Number	Overall Driveline Length	Bearing Kit (4-per kit)
900-2548	48"	921-1200
900-2560	60"	921-1200

Assembly instructions included with guard bearing kit
NOTE: Guards must rotate freely on yokes

Easy Lock™ Replacement Kit

Part Number: 13005000 (4-per Kit)

Guard Chain Kit

Insert the "S" hook through the guard loop and crimp shut

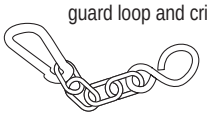

Part Number: 13006500 (2-per Kit)

Yoke & Shaft Assembly

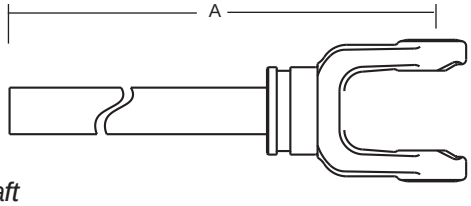

1 3/16" Square Shaft

Stock Number	Dim. "A"
10003531	17.69"
10003535	21.69"
10003542	28.69"
10003548	33.19"
10003560	44.94"

Universal Joint

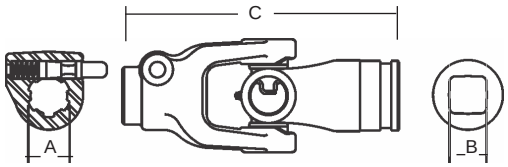

Quick Disconnect to Shaft Weld Yoke
Repair Kit — 13002006

Stock Number	Dim. "A" Bore	Dim. "B" Bore	Dim. "C"
15063500	1 3/8" × 6 Spl.	1 3/16" Sq.	8 7/8"

Yoke, Tube & Sleeve Assembly

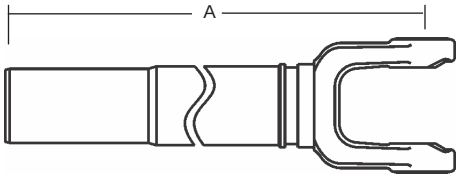

1 3/16" Square

Stock Number	Dim. "A"
11003531	17.69"
11003535	21.69"
11003543	29.69"
11003548	34.69"
11003560	46.69"

Drivelines

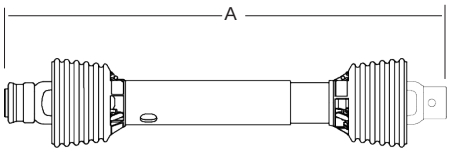

Drivelines are furnished without Cross & Bearing Kit and Implement Yoke. Select kit and yoke as required. When cross & bearing kit and yoke are assembled, the overall compressed length of the driveline will be 31", 35", 48" or 60".

Stock Number	Tractor Yoke	Overall Compressed Length Dim. "A"	Max Running Length
14003531	1 3/8" × 6 Spl. Q.D.	31"	40"
14003535	1 3/8" × 6 Spl. Q.D.	35"	47"
14003548	1 3/8" × 6 Spl. Q.D.	48"	72"
14003560	1 3/8" × 6 Spl. Q.D.	60"	96"

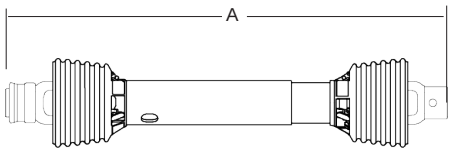

Drivelines are furnished without Cross & Bearing Kit and Outboard Yokes. Select kit and outboard yokes as required. When cross & bearing kit and outboard yokes are assembled, the overall compressed length of the driveline will be 39", 48" or 60".

Stock Number	Overall Compressed Length Dim. "A"	Max Running Length
14013548	48"	72"
14013560	60"	96"
14023539 (with crosses installed)	39"	51"
14023548 (with crosses installed)	48"	72"

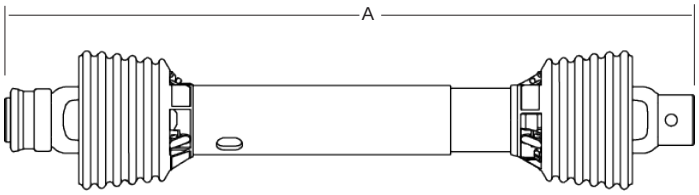

Stock Number	Tractor Yoke	Implement Yoke	Overall Compressed Length Dim. "A"	Max. Running Length	Application
14003507	1 3/8" × 6 Spl. Q.D.	1 3/8" Round 1/2" Shear Pin Hole	64 7/8"	88 7/8"	7 ft. Pull Type Rotary Cutter
14003524	1 3/8" × 6 Spl. Q.D.	1 1/2" Round 3/8" Keyway	48"	71 3/4"	Pumps
14003536	1 3/8" × 6 Spl. Safety Slide Lock	1 3/8" × 6 Spl. Safety Slide Lock	36"	47 3/4"	All Purpose
14013531	1 3/8" × 21 Spl. Safety Slide Lock	1 1/8" Hex Clamp	31"	44"	Combine Header

44 Series

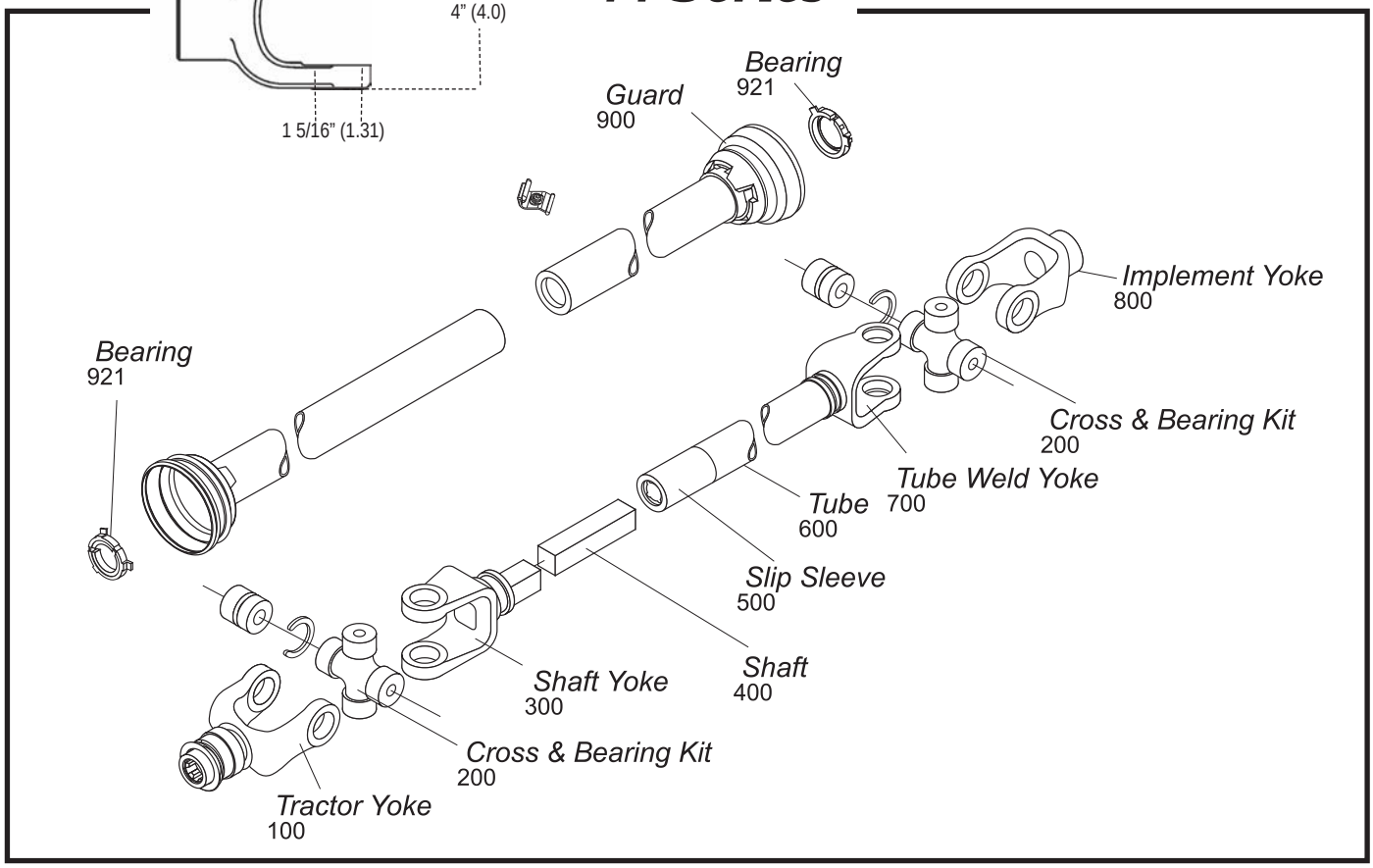

Tractor Yoke

Safety Slide Lock

Repair Kit —
**13004000*
***13004020*

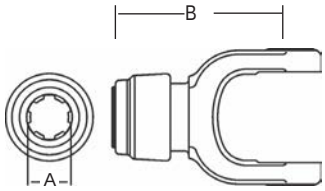

Stock Number	Dim. "A" Bore	Dim. "B"
101-4406*	1 3/8" × 6 Spl.	5 1/2"
101-4420**	1 3/4" × 20 Spl.	6 1/4"
101-4421*	1 3/8" × 21 Spl.	5 1/2"

Ball Shear Device

With Safety Slide Lock
Repair Kit —
**13004000*
***13004020*

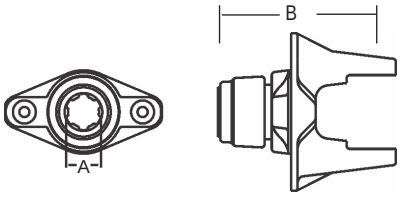

Stock Number	Dim. "A" Bore	Dim. "B"	Shear Bolt
104-4406*	1 3/8" × 6 Spl.	5 7/8"	(2) 3/8" x 16 Gr. 5
104-4420**	1 3/4" × 20 Spl.	5 3/8"	(2) 3/8" x 16 Gr. 5
104-4421*	1 3/8" × 21 Spl.	5 7/8"	(2) 3/8" x 16 Gr. 5

Replacement Shear Bolt Part # 11-10445

Quick Disconnect

Repair Kit —
**13002006*
***13002020*
****13002021*

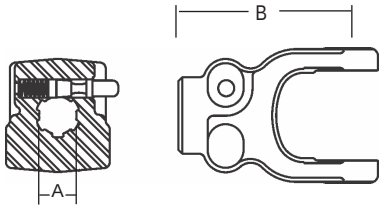

Stock Number	Dim. "A" Bore	Dim. "B"
102-4406*	1 3/8" × 6 Spl.	5 5/16"
102-4420**	1 3/4" × 20 Spl.	5 1/2"
102-4421***	1 3/8" × 21 Spl.	5 5/16"

Auto-Lok

Repair Kit —
**13004000*
***13004020*

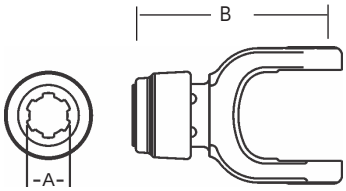

Stock Number	Dim. "A" Bore	Dim. "B"
110-4406*	1 3/8" × 6 Spl.	5 1/2"
110-4420**	1 3/4" × 20 Spl.	6 1/4"
110-4421*	1 3/8" × 21 Spl.	5 1/2"

Cross & Bearing Kit
(R-Kit)
(Recommended 8 hour grease interval)

Snap Ring Located in Bushing

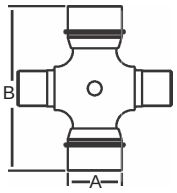

Stock Number	Dim. "A"	Dim. "B"
200-4400	1 5/16"	4"

Extended Lubrication Cross & Bearing Kit
(E-Kit)
(Recommended 50 hour grease interval)

Snap Ring Located in Bushing

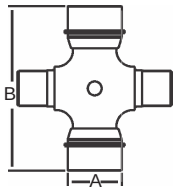

Stock Number	Dim. "A"	Dim. "B"
201-4400	1 5/16"	4"

Shaft Weld Yoke

With Bearing Groove
(Guard must rotate freely on yoke)

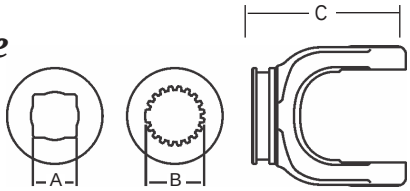

Stock Number	Dim. "A" Bore	Dim "B" Bore	Dim. "C"
300-4400	1 5/16" Sq.		4 1/8".
302-4400		1 1/16" × 20 Spl.	3 11/16""

Shaft

1 5/16" Square

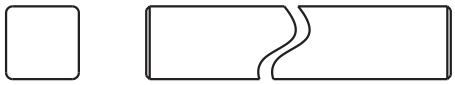

Stock Number	Length
400-0021	6'
404-0021	3'

Spline Shaft
Induction Hardened



Stock NumberDim.	Dim. "A"	Length	Major Dim.
404-2120	1 5/16" × 20 Spl.	3'	1.380/1.375
404-2720	1 11/16" × 20 Spl.	3'	1.790/1.785

Slip Sleeve

With Grease Groove

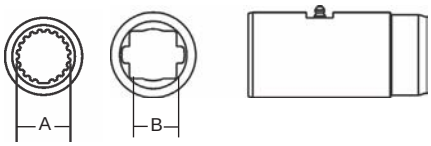

Stock Number	Length	Dim. "A"	Dim. "B"	Fits Tube Size.
500-4400	5"		1 5/16" Sq.	2 1/2" (.120 Wall)
505-3500	5"	1 11/16" × 20 Spl.		2 1/2" (.120 Wall)

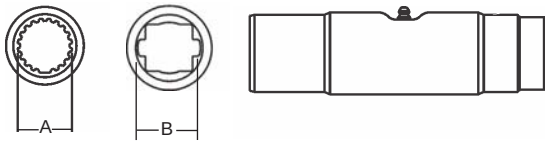

With Grease Reservoir

Stock Number	Length	Dim. "A"	Dim. "B"	Fits Tube Size.
503-3500	8"	1 11/16" × 20 Spl.		2 1/2" (.120 Wall)
504-3500	8"		1 5/16" Sq.	2 1/2" (.120 Wall)

Tube

2 1/2" (.120 Wall)



Stock Number	Length
602-4400	6'
604-4400	3'

Tube Weld Yoke

With Bearing Groove
(Guard must rotate freely on yoke)

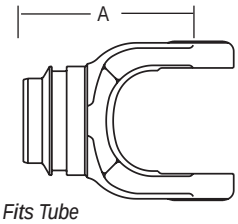

Stock Number	Dim. "A"	Fits Tube Size
701-4400	4 5/8"	2 1/2" (.120 Wall)
*702-4400 (with bore)	4 5/8"	2 1/2" (.120 wall)

** Bore through for Telescoping*

Implement Yoke

Round Bore
With Keyway & Set Screw

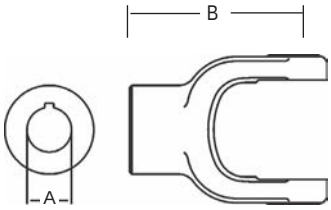

Stock Number	Dim. "A" Bore	Dim. "B"	Standard Keyway
800-4420	1 1/4"	4 5/8"	1/4"
800-4422	1 3/8"	4 5/8"	5/16"
800-4423	1 7/16"	4 5/8"	3/8"
800-4424	1 1/2"	4 5/8"	3/8"
800-4426	1 5/8"	4 5/8"	3/8"
800-4428	1 3/4"	4 5/8"	3/8"
800-4432	2"	4 5/8"	1/2"

Spline Bore
With 21/64" Pin Hole

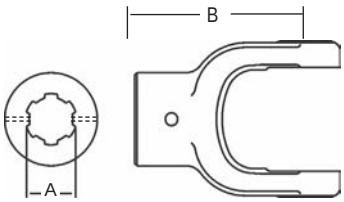

Stock Number	Dim. "A" Bore	Dim. "B"
801-4406	1 3/8" × 6 Spl	4 5/8".
801-4421	1 3/8" × 21 Spl.	4 5/8"

Torque Limiter Flange
(Interchanges with Great Lakes Clutch)

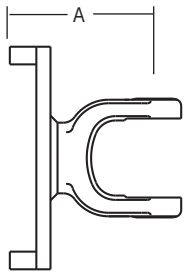

Stock Number	Dim. "A"
803-4400	5 1/8"

Square Bore
With Set Screw

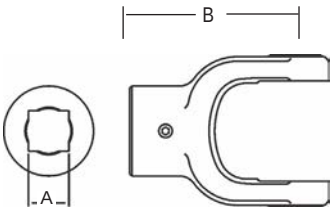

Stock Number	Dim. "A" Bore	Dim. "B"
804-4418	1 1/8"	4 5/8"

Round Bore
Double Keyway & Set Screw

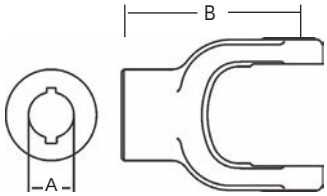

Stock Number	Dim. "A" Bore	Dim. "B"	Double Keyway
806-4420	1 1/4"	4 5/8"	5/16" & 1/4"
806-4422	1 3/8"	4 5/8"	5/16" & 1/4"
806-4424	1 1/2"	4 5/8"	5/16" & 3/8"

Clamp Yoke

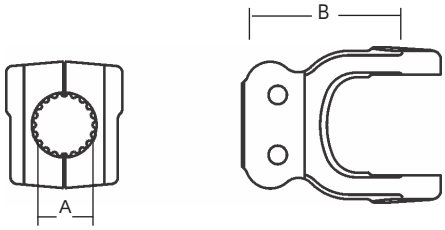

Stock Number	Dim. "A" Bore	Dim. "B"
807-4406	1 3/8" × 6 Spl.	4 5/8":
807-4420	1 3/4" × 20 Spl.	4 5/8"
807-4421	1 3/8" × 21 Spl.	4 5/8"
807-4427	1 3/4" × 27 Spl.	5"

Stock Bore
With Hub O. D. Turned

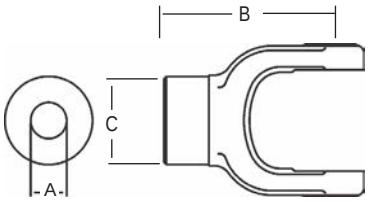

Stock Number	Dim. "A" Bore	Dim. "B"	Dim. "C"
809-4416	1"	4 5/8"	2 1/2"

44 Series (cont'd.)

Guard

** Order Bearings as Required*

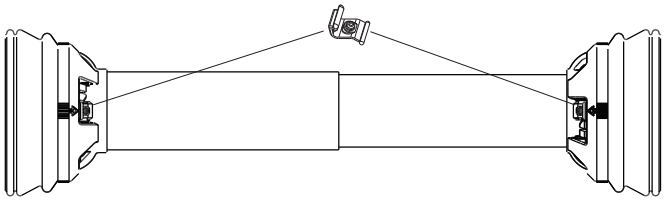

Stock Number	Overall Driveline Length	Bearing Kit (2-per kit)
902-3548	48"	921-4400
902-3560	60"	921-4400

Assembly instructions included with guard bearing kit
NOTE: Guards must rotate freely on yokes

Guard Chain Kit

Part Number: 13006500 (2-per Kit)

Insert the "S" hook through the guard loop and crimp shut

Easy Lock™ Replacement Kit

Part Number: 13005000 (4-per Kit)

Yoke & Shaft Assembly

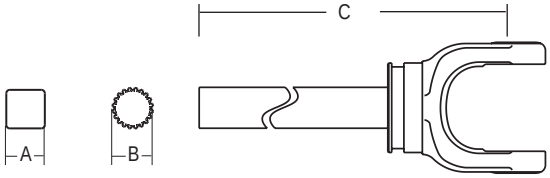

Stock Number	Dim. "A"	Dim. "B"	Dim. "C"
10004448	1 5/16" Sq.		33.12"
10004460	1 5/16" Sq.		45.12"
10014448		1 11/16" × 20 Spl.	33.12"

Yoke, Tube & Sleeve Assembly

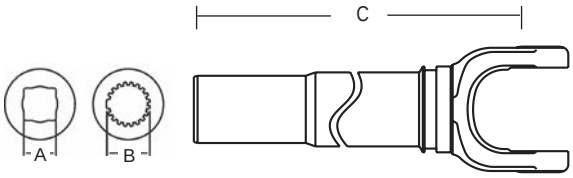

Stock Number	Dim. "A" Bore	Dim. "B" Bore	Dim. "C"
11004448	1 5/16" Sq.		33.63"
11004460	1 5/16" Sq.		45.62"
11014448		1 11/16" × 20 Spl.	33.63"

Drivelines

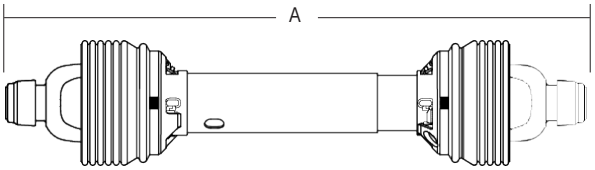

Drivelines are furnished without Cross & Bearing Kit and Implement Yoke. Select kit and yoke as required. When cross & bearing kit and yoke are assembled, the overall compressed length of the driveline will be 48" or 60".

Stock Number	*Shaft Size*	*Tractor Yoke*	*Overall Compressed Length Dim. "A"*	*Max. Length*
14004448	1 5/16"	1 3/8" × 6 Spl. Q.D.	48"	72"
14004460	1 5/16"	1 3/8" × 6 Spl. Q.D.	60"	96"
14044448	1 11/16" × 20 Spl.	1 3/8" × 6 Spl. Q.D.	48"	72"

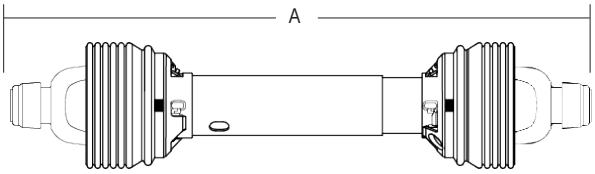

Drivelines are furnished without Cross & Bearing Kit and Outboard Yokes. Select kit and outboard yokes as required. When cross & bearing kit and outboard yokes are assembled, the overall compressed length of the driveline will be 48" or 60".

Stock Number	*Shaft*	*Overall Compressed Length Dim. "A"*	*Max. Length*
14014448	1 5/16"	48"	72"
14014460	1 5/16"	60"	96"
14054448	1 11/16" × 20 Spl.	48"	72"

55 Series

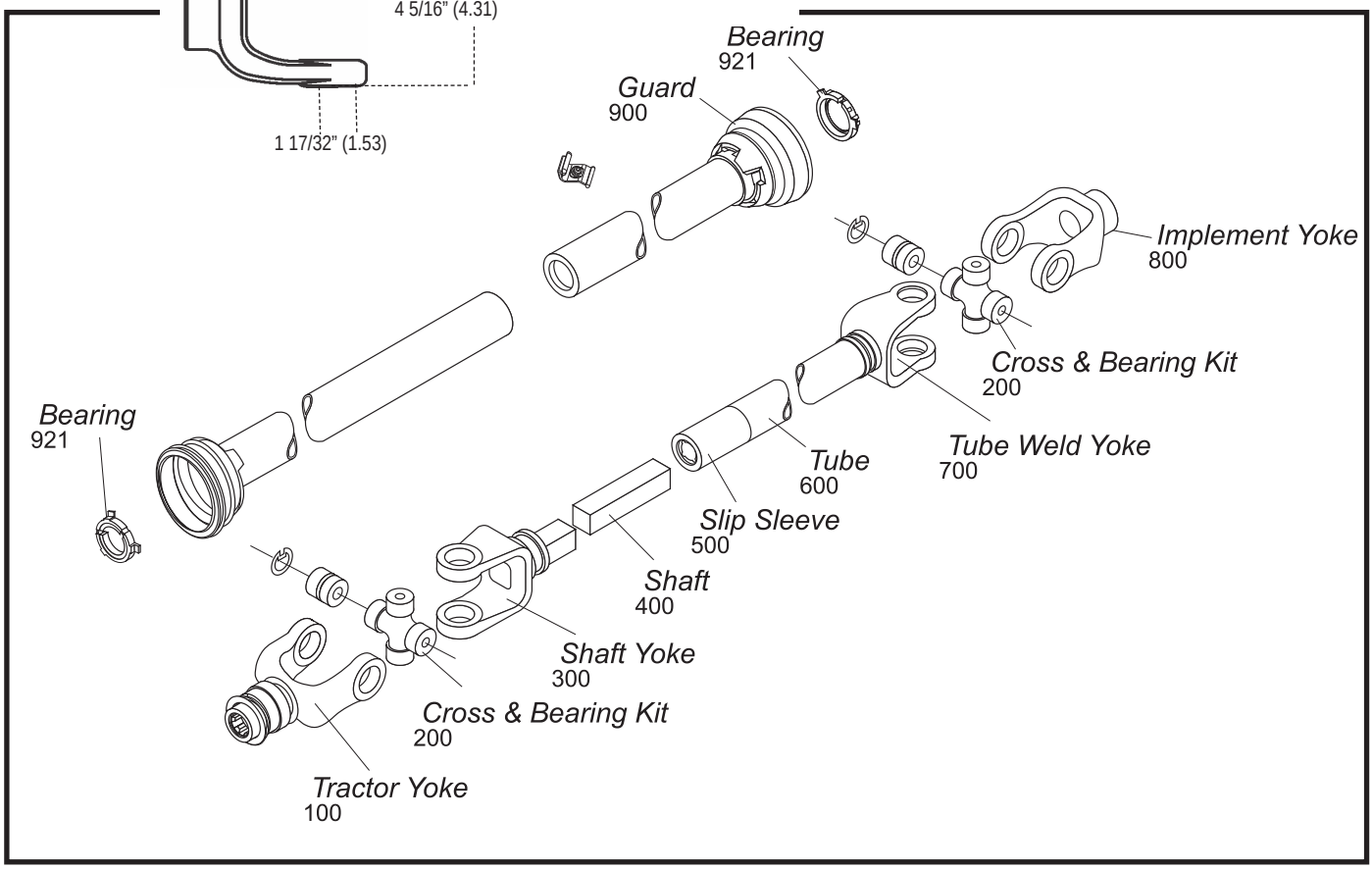

Tractor Yoke

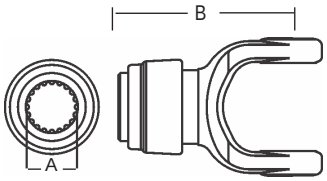

Safety Slide Lock

Repair Kit —
**13004000*
***13004020*

Stock Number	Dim. "A" Bore	Dim. "B"
101-5506*	1 3/8" × 6 Spl.	5 13/16"
101-5520**	1 3/4" × 20 Spl.	6"
101-5521*	1 3/8" × 21 Spl.	5 13/16"

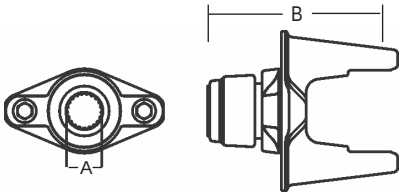

Ball Shear Device

With Safety Slide Lock
Repair Kit —
**13004000*
***13004020*

Stock Number	Dim. "A" Bore	Dim. "B"	Shear Bolt
104-5506*	1 3/8" × 6 Spl.	6 1/8"	(2) 3/8" x 16 Gr. 5
104-5520**	1 3/4" × 20 Spl.	6 5/8"	(2) 3/8" x 16 Gr. 5
104-5521*	1 3/8" × 21 Spl.	6 1/8"	(2) 3/8" x 16 Gr. 5

Replacement Shear Bolt Part # 11-10445

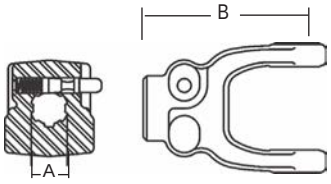

Quick Disconnect

Repair Kit —
**13002006*
***13002021*
****13002020*
*****13002806*

Stock Number	Dim. "A" Bore	Dim. "B"
102-5506*	1 3/8" × 6 Spl.	5 5/8"
102-5521**	1 3/8" × 21 Spl.	5 1/8"
102-5520***	1 3/4" × 20 Spl.	6 1/8"
102-5528****	1 3/4" x 6 Spl.	5 5/8"

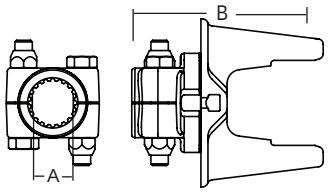

Ball Shear Device Clamp-Style

Stock Number	Dim. "A" Bore	Dim. "B"
114-5520	1 3/4" × 20 Spl.	5 13/16""

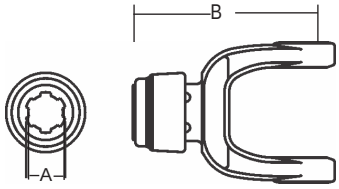

Auto-Lok

Repair Kit
**13004000*
***13004020*

Stock Number	Dim. "A" Bore	Dim. "B"
110-5506*	1 3/8" × 6 Spl.	5 13/16"
110-5520**	1 3/4" × 20 Spl.	6"
110-5521*	1 3/8" × 21 Spl.	5 13/16"

Cross & Bearing Kit
(R-Kit)
(Recommended 8 hour grease interval)

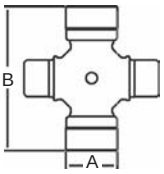

Snap Ring Located in Yoke

Stock Number	Dim. "A"	Dim. "B"
200-5500	1 17/32"	4 5/16"

Spline Shaft
Induction Hardened



Stock Number	Dim. "A"	Length	Major Dim.
404-2720	1 11/16" × 20 Spl.	3'	1.790/1.785

Extended Lubrication Cross & Bearing Kit
(E-Kit)
(Recommended 50 hour grease interval)

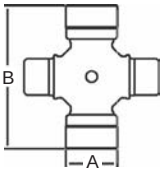

Snap Ring Located in Yoke

Stock Number	Dim. "A"	Dim. "B"
201-5500	1 17/32"	4 5/16"

Slip Sleeve

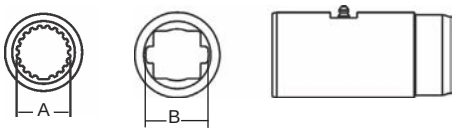

With Grease Groove

Stock Number	Dim. "A" Bore	Dim. "B" Bore	Length	Fits Tube Size.
500-4400		1 5/16" Sq.	5"	2 1/2" (.120 Wall)
505-3500	1 11/16" × 20 Spl.		5"	2 1/2" (.120 Wall)

Shaft Weld Yoke

With Bearing Groove
(Guard must rotate freely on yoke)

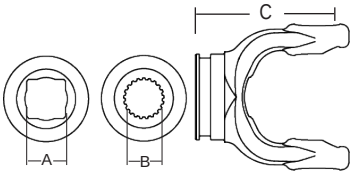

Stock Number	Dim. "A" Bore	Dim. "B" Bore	Dim. "C"
300-5500	1 5/16" Sq.		4 1/8"
301-5500*	1 3/16" Sq.		4 3/8"
302-5500		1 11/16" x 20 Spl.	3 3/4"

*Use 04-15155 Nylon Bearing

With Grease Reservoir

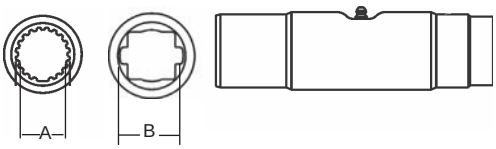

Stock Number	Dim. "A" Bore	Dim. "B" Bore	Length	Fits Tube Size.
503-3500	1 11/16" × 20 Spl.		8"	2 1/2" (.120 Wall)
504-3500		1 5/16" Sq.	8"	2 1/2" (.120 Wall)

Shaft

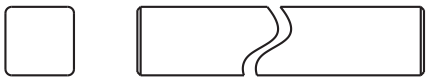

1 5/16" Square

Stock Number	Length
400-0021	6'
404-0021	3'

Tube

2 1/2" (.120 Wall)

Stock Number	Length
602-4400	6'
604-4400	3'

55 Series (cont'd.)

Tube Weld Yoke

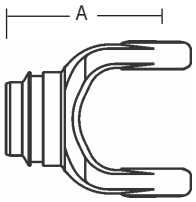

With Bearing Groove
(Guard must rotate freely on yoke)

Stock Number	Dim. "A"	Fits Tube Size
701-5500	4 5/8"	2 1/2" (.120 wall)
*704-5500 (with bore)	4 5/8"	2 1/2" (.120 wall)

** Bore through for Telescoping*

Square Bore
With Set Screw

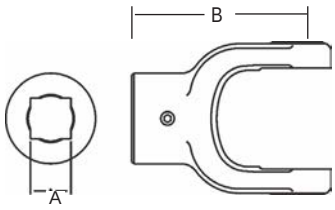

Stock Number	Dim. "A" Bore	Dim. "B"
804-5520	1 1/4"	4 5/8"

Implement Yoke

Round Bore
With Keyway & Set Screw

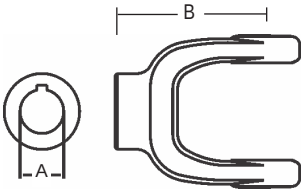

Stock Number	Dim. "A" Bore	Dim. "B"	Standard Keyway
800-5522	1 3/8"	4 1/2"	5/16"
800-5524	1 1/2"	4 5/8"	3/8"
800-5526	1 5/8"	4 5/8"	3/8"
800-5528	1 3/4"	4 5/8"	3/8"
800-5532	2"	4 5/8"	1/2"

Clamp Yoke

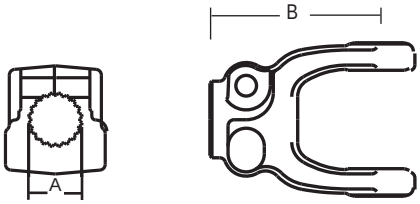

Stock Number	Dim. "A" Bore	Dim. "B"
807-5506	1 3/8" × 6 Spl.	5 5/8"
807-5520	1 3/4" × 20 Spl.	5 1/4"
807-5521	1 3/8" × 21 Spl.	5 1/4"
807-5527	1 3/4" × 27 Spl.	5 5/8"
807-5528	1 3/4" x 6 Spl.	5 5/8"

Spline Bore
With 21/64" Pin Hole

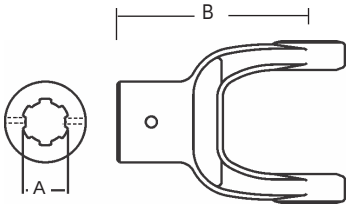

Stock Number	Dim. "A" Bore	Dim. "B"
801-5506	1 3/8" × 6 Spl	4 1/2"
801-5521	1 3/8" × 21 Spl.	4 1/2"

Stock Bore
With Hub O. D. Turned

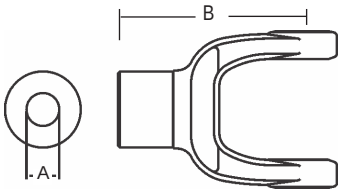

Stock Number	Dim. "A" Bore	Dim. "B"
809-5516	1"	5 5/8"

Guard

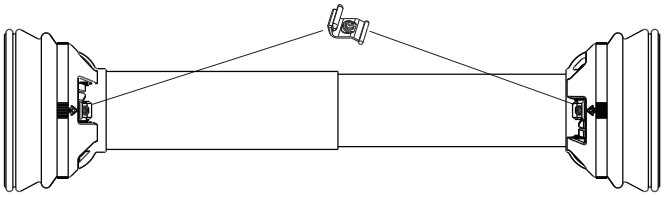

Order Bearings as Required

Stock Number	Overall Driveline Length	Bearing Kit (2-per kit)
902-3548	48"	921-4400
902-3560	60"	921-4400

Assembly instructions included with guard bearing kit
NOTE: Guards must rotate freely on yokes

Guard Chain Kit

Part Number: 13006500 (2-per Kit)

Insert the "S" hook through the guard loop and crimp shut

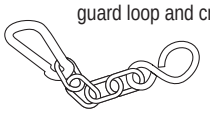

Easy Lock™ Replacement Kit

Part Number: 13005000 (4-per Kit)

Yoke & Shaft Assembly

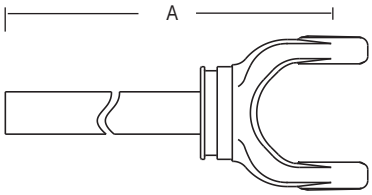

Stock Number	Shaft Size	Dim. "A"
10005548	1 5/16"	32.75"
10005560	1 5/16"	44.88"
10015548	1 11/16" × 20 Spl.	32.75"

Yoke, Tube & Sleeve Assembly

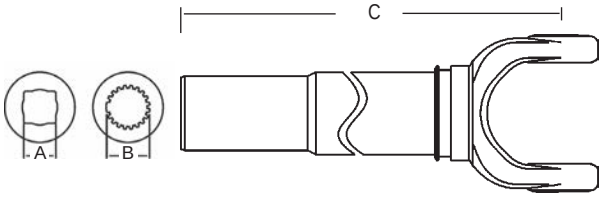

Stock Number	Dim. "A" Bore	Dim. "B" Bore	Dim. "C"
11005548	1 5/16" Sq.		33.38"
11005560	1 5/16" Sq.		45.38"
11015548		1 11/16" × 20 Spl.	33.38"

Drivelines

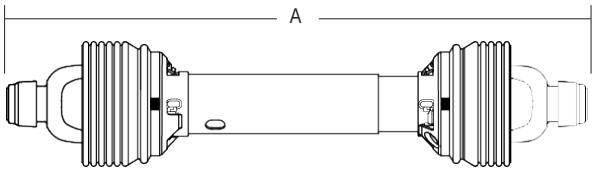

Drivelines are furnished without Cross & Bearing Kit and Implement Yoke. Select kit and yoke as required. When cross & bearing kit and yoke are assembled, the overall compressed length of the driveline will be 48" or 60".

Stock Number	Shaft Size	Tractor Yoke	Overall Compressed Length Dim. "A"	Max. Length
14005548	1 5/16"	1 3/8" × 6 Spl. Q.D.	48"	72"
14005560	1 5/16"	1 3/8" × 6 Spl. Q.D.	60"	96"
14045548	1 11/16" × 20 Spl.	1 3/8" × 6 Spl. Q.D.	48"	72"

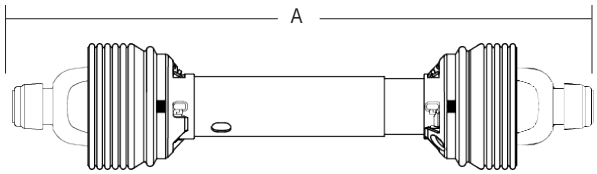

Drivelines are furnished without Cross & Bearing Kit and Outboard Yokes. Select kit and outboard yokes as required. When cross & bearing kit and outboard yokes are assembled, the overall compressed length of the driveline will be 48", 58" or 60".

Stock Number	Shaft	Overall Compressed Length Dim. "A"	Max. Length
14015548	1 5/16" Sq.	48"	72"
14015560	1 5/16" Sq.	60"	96"
14055548	1 11/16" × 20 Spl.	48"	72"
14055558	1 11/16" × 20 Spl.	58"	92"

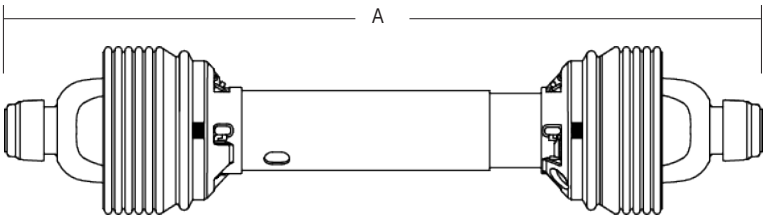

Stock Number	Tractor Yoke	Implement Yoke	Overall Compressed Length Dim. "A"	Max. Length	Application	Shaft Size
14005537	1 3/8" × 6 Spl. Safety Slide Lock	1 3/8" × 6 Spl. Safety Slide Lock	37"	50"	All Purpose	1 5/16" Sq.
14005546	1 3/4" × 20 Spl. Safety Slide lock	1 3/4" Rd. w/ Keyway and (2) Set Screws	46"	68"	All Purpose	1 11/16" × 20 Spl.

77 Series

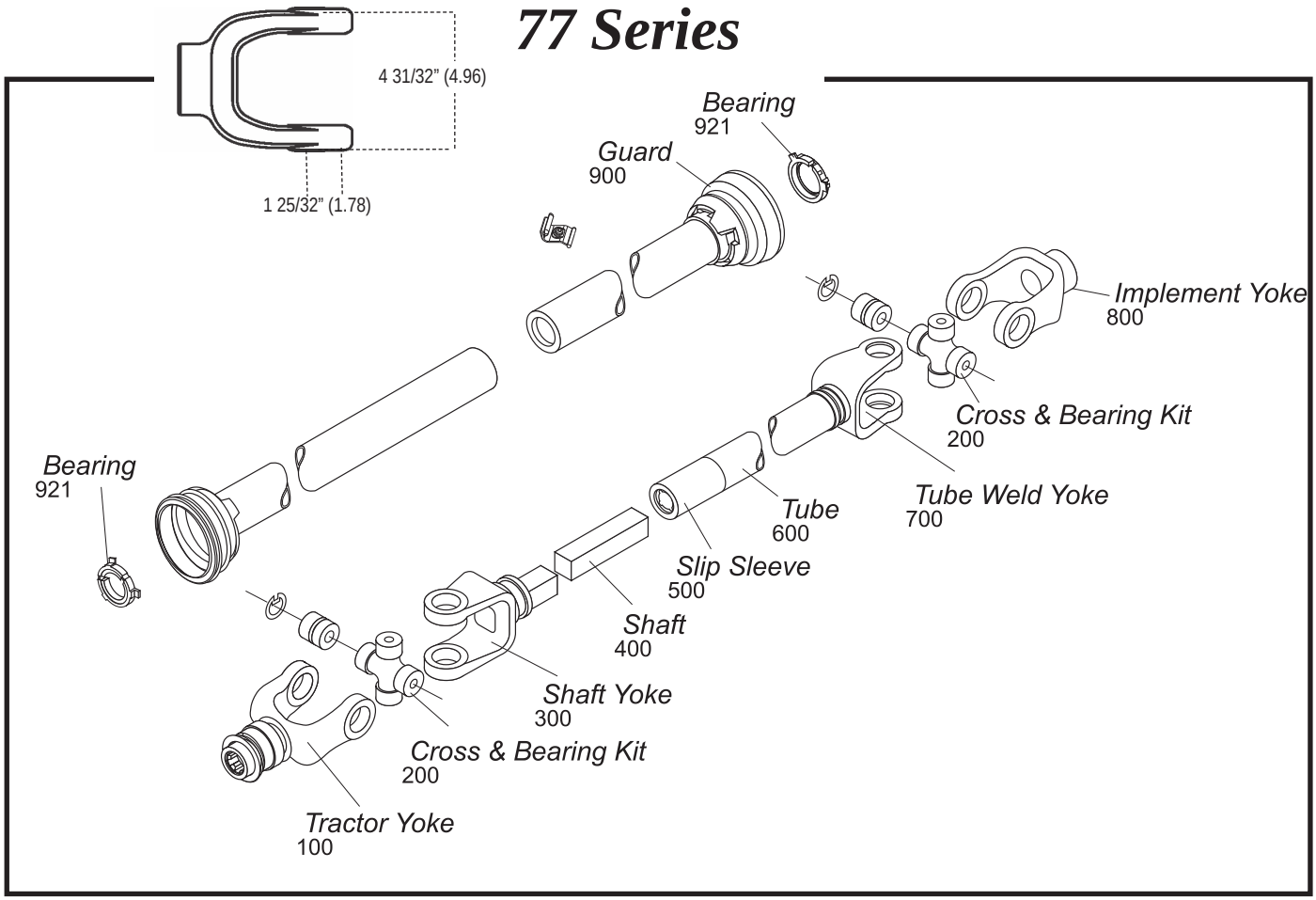

Tractor Yoke

Auto-Lok
Repair Kit -
**19-15198*
***13004020*

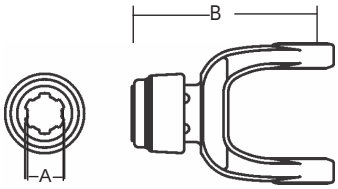

Stock Number	Dim. "A" Bore	Dim. "B"
110-7706*	1 3/8" × 6 Spl.	7"
110-7720**	1 3/4" × 20 Spl.	7"
110-7721*	1 3/8" × 21 Spl.	7"

Extended Lubrication Cross & Bearing Kit

(E-Kit)

(Recommended 50 hr. grease interval)

Snap Ring Located in Bushing

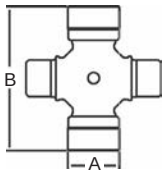

Stock Number	Dim. "A"	Dim. "B"
201-7700	1 25/32"	4 31/32"

Spline Shaft

Spline Shaft
Induction Hardened

Stock Number	Dim. "A"	Length	Major Dim.
404-7720	2" x 20 Spl.	3"	1.978/1.973

Slip Sleeve

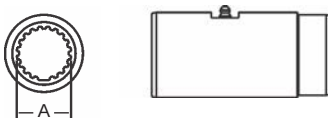

With Grease Groove

Stock Number	Dim. "A" Bore	Length	Fits Tube Size
505-7700	2" x 20 Spl.	5"	3" (.188 wall)

Shaft Weld Yoke

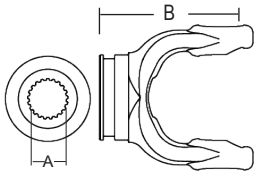

With Bearing Groove
(Guard must rotate freely on yoke)

Stock Number	Dim. "A" Bore	Dim. "B" Bore
302-7700	2" x 20 Spl.	5 1/4"

Implement Yoke

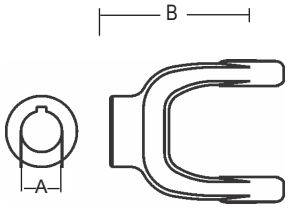

Round Bore
With Keyway & Set Screw

Stock Number	Dim. "A" Bore	Dim. "B"	Standard Keyway
800-7728	1 3/4"	5 3/4"	3/8"
800-7732	2"	6 1/4"	1/2"

Tube

3" (.188 Wall)

Stock Number	Length
602-7700	6'
604-7700	3'

Clamp Yoke

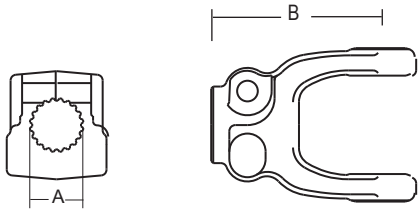

Stock Number	Dim. "A" Bore	Dim. "B"
807-7720	1 3/4" x 20 Spl.	6 1/4"
807-7732	2" Rd.	6 1/4"

Tube Weld Yoke

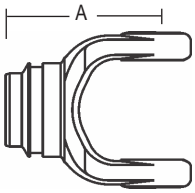

With Bearing Groove
(Guard must rotate freely on yoke)

Stock Number	Dim. "A"	Fits Tube Size
*704-7700 (with bore)	5 3/4"	3" (.188 wall)

**Bore through for Telescoping*

Yoke & Shaft Assembly

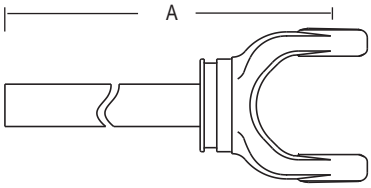

Stock Number	Shaft Size	Dim. "A"
10017748	2" x 20 Spl.	32.75"

Guard

** Order Bearings as Required*

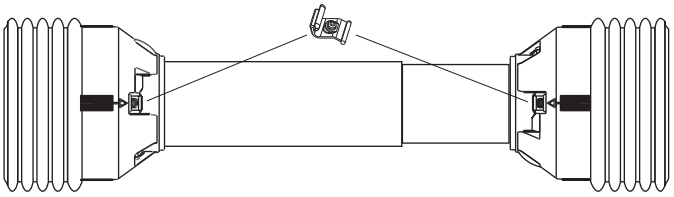

Stock Number	Overall Driveline Length	Bearing Kit (2-per kit)
900-4548	48"	961-4535
900-4560	60"	961-4535

Assembly instructions included with guard bearing kit
NOTE: Guards must rotate freely on yokes

Guard Chain Kit

Part Number: 13006500 (2-per Kit)

Insert the "S" hook through the guard loop and crimp shut

Easy Lock™ Replacement Kit

Part Number: 13005000 (4-per Kit)

W Series

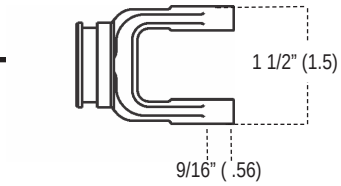

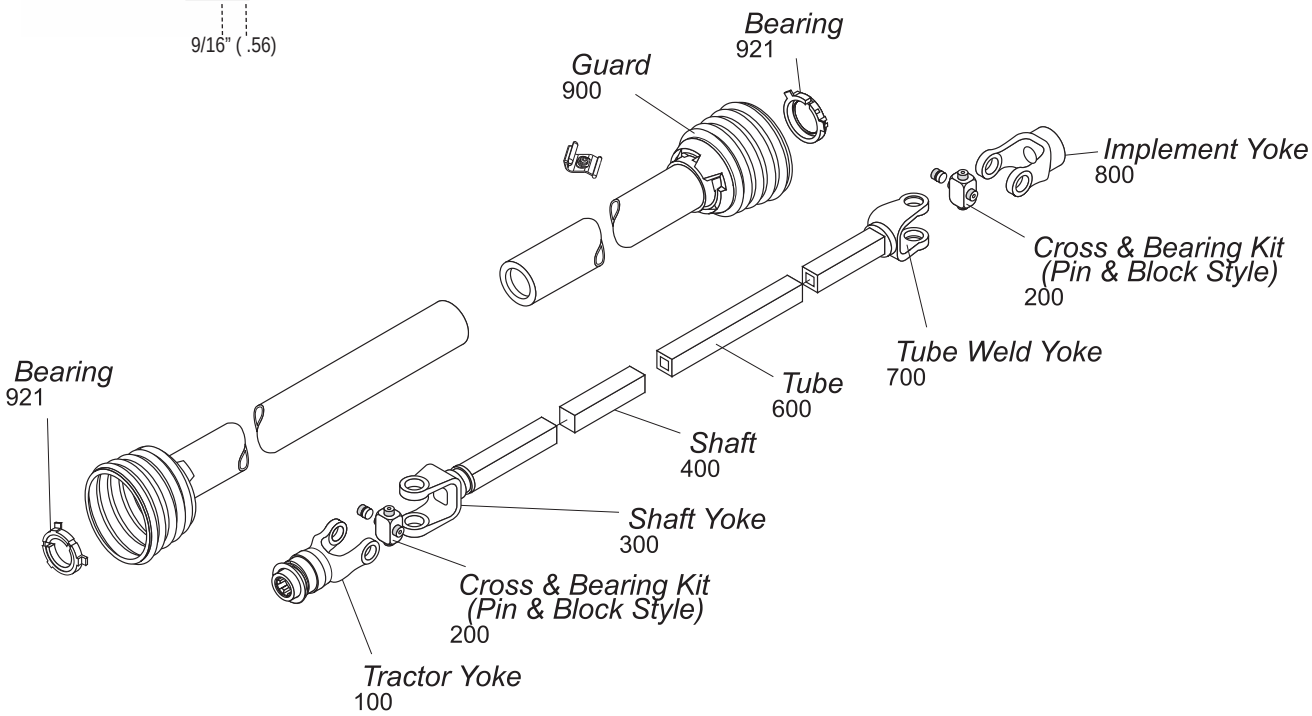

Cross & Bearing Kit
(Pin & Block Style)

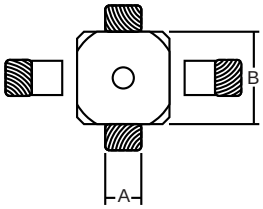

Zerk Located in Block

Stock Number	Dim. "A"	Dim. "B"
200-0700	9/16"	1 1/2"

Tube



1 1/4" Square O.D.

Stock Number	Length	Fits Shaft
600-0015	6'	15/16" Sq.

Shaft

15/16" Square

Stock Number	Length	Fits Shaft
400-0015	6'	1 1/4" Sq.

Guard

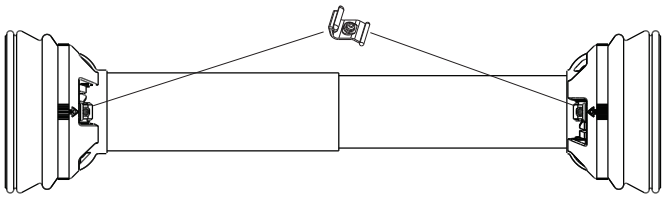

Stock Number	Overall Driveline Length	Bearing Kit (2-per kit)
900-2548	48"	921-5170

Assembly instructions included with guard bearing kit
NOTE: Guards must rotate freely on yokes

Guard Chain Kit



Part Number: 13006500 (2-per Kit)

Easy Lock™ Replacement Kit

Part Number: 13005000 (4-per Kit)

Drivelines

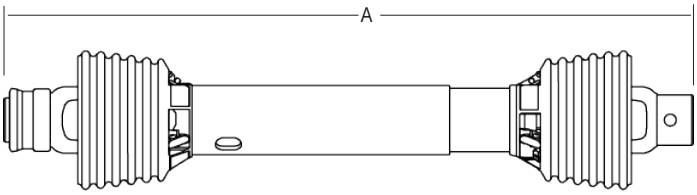

Use 12 Series driveline for all "W" Series replacement drivelines. See 12 Series (Page 54) for drivelines.

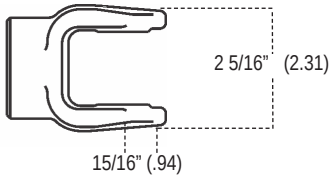

0675 Series

Tractor Yoke

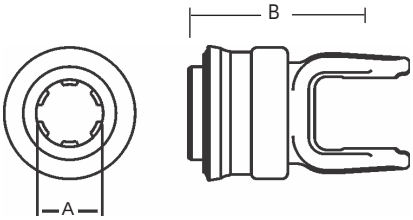

Spring-Lok
Repair Kit -13003100

Stock Number	Dim. "A" Bore	Dim. "B"
100-0506	1 3/8" × 6 Spl.	3 7/8"

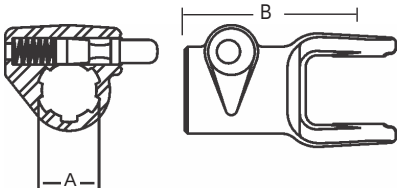

Quick Disconnect
Repair Kit - 13002006

Stock Number	Dim. "A" Bore	Dim. "B"
102-0506	1 3/8" × 6 Spl.	3 7/8"

Cross & Bearing Kit

(R Kit)
(Recommended 8 hr. grease interval)

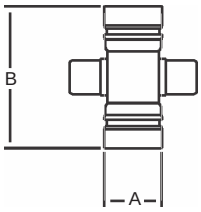

Snap Ring Located in Bushing

Stock Number	Dim. "A"	Dim. "B"
200-0675	15/16"	2 5/16"

Shaft Weld Yoke

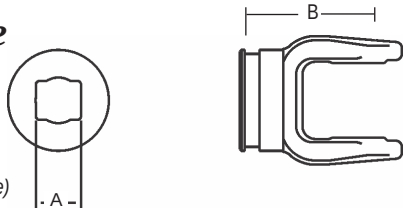

With Bearing Groove
(Guard must rotate freely on yoke)

Stock Number	Dim. "A" Bore	Dim. "B"
300-0500	3/4" × 7/8"	2 1/2"

Tube Weld Yoke

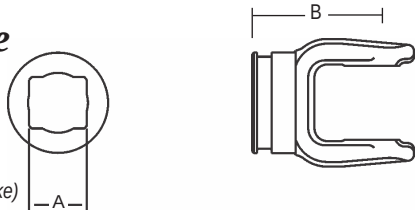

With Bearing Groove
(Guard must rotate freely on yoke)

Stock Number	Dim. "A" Bore	Dim. "B"
700-0500	1" × 1 1/8"	2 1/2"

Implement Yoke

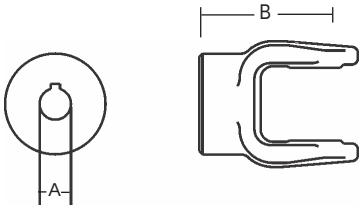

Round Bore
With Keyway & Set Screw

Stock Number	Dim. "A" Bore	Dim. "B"	Standard Keyway
800-0512	3/4"	2 1/2"	3/16"

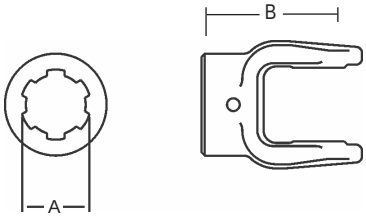

Spline Bore
With 21/64" Pin Hole

Stock Number	Dim. "A" Bore	Dim. "B"
801-0506	1 3/8" × 6 Spl.	2 1/2"

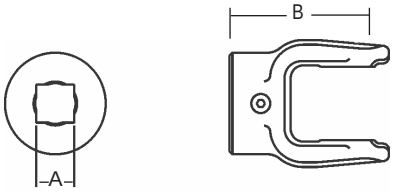

Square Bore
With Set Screw

Stock Number	Dim. "A" Bore	Dim. "B"
804-0512	3/4"	2 1/2"
804-0514	7/8"	2 1/2"
804-0516	1"	2 1/2"

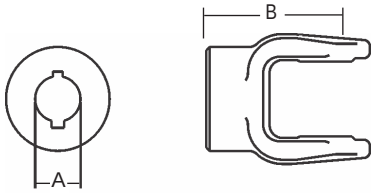

Round Bore
With Double Keyway & Set Screw

Stock Number	Dim. "A" Bore	Dim. "B"	Double Keyway
806-0514	7/8"	2 1/2"	3/16" & 1/4"
806-0516	1"	2 1/2"	3/16" & 1/4"
806-0518	1 1/8"	2 1/2"	1/4" & 5/16"
806-0520	1 1/4"	2 1/2"	1/4" & 5/16"

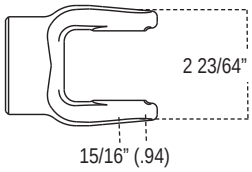

1000 Series

Interchanges with Spicer and Neapco

Tractor Yoke

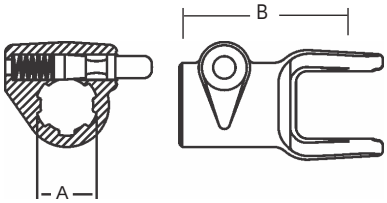

Quick Disconnect
Repair Kit - 13002006

Stock Number	Dim. "A" Bore	Dim. "B"
102-1006	1 3/8" × 6 Spl.	3 7/8"

Cross & Bearing Kit
(R Kit)

(Recommended 8 hr. grease interval)

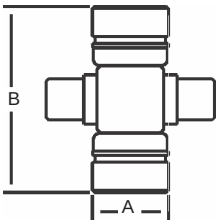

Snap Ring Located in Bushing

Stock Number	Dim. "A"	Dim. "B"
200-1000	15/16"	2 23/64"

Shaft Weld Yoke

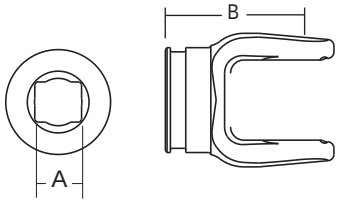

with Bearing Groove
(Guard must rotate freely on yoke)

Stock Number	Dim. "A" Bore	Dim. "B"
300-1000	3/4" × 7/8" Rect.	2 1/2"

Tube Weld Yoke

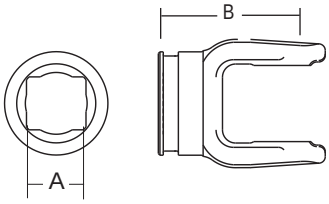

with Bearing Groove
(Guard must rotate freely on yoke)

Stock Number	Dim. "A" Bore	Dim. "B"
700-1000	1" × 1 1/8"	2 1/2"

Implement Yoke

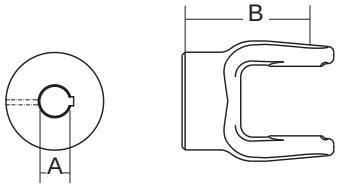

Round Bore
Keyway & Set Screw

Stock Number	Dim. "A" Bore	Keyway	Dim. "B"
800-1010	5/8"	3/16" (.19)	2 1/2" (2.50)
10001-1044	5/8"	3/16" (.19)	1 11/16" (1.69)
10001-1045	3/4"	3/16" (.19)	2 1/2" (2.50)
10001-1038	3/4"	3/16" (.19)	1 11/16" (1.69)
10001-1056	3/4"	1/4" (.25)	2 1/2" (2.50)
800-1013	13/16"	1/4" (.25)	2 1/2" (2.50)
10001-1057	7/8"	3/16" (.19)	2 1/2" (2.50)
10001-1049	7/8"	1/4" (.25)	2 1/2" (2.50)
10001-1048	7/8"	1/4" (.25)	2 1/2" (2.50)
10001-1040	7/8"	1/4" (.25)	1 11/16" (1.69)
800-1015	15/16"	1/4" (.25)	2 1/2" (2.50)
800-1016	1"	3/16" (.19)	2 1/2" (2.50)
10001-1051	1"	1/4" (.25)	2 1/2" (2.50)
10001-1033	1"	1/4" (.25)	2 1/2" (2.50)
10001-1041	1"	1/4" (.25)	1 11/16" (1.69)
800-1017	1 1/16"	1/4" (.25)	2 1/2" (2.50)
10001-1053	1 1/8"	1/4" (.25)	2 1/2" (2.50)
10001-1052	1 1/8"	5/16" (.31)	2 1/2" (2.50)
800-1019	1 3/16"	5/16" (.31)	2 1/2" (2.50)
10001-1058	1 1/4"	1/4" (.25)	2 1/2" (2.50)
10001-1055	1 1/4"	5/16" (.31)	2 1/2" (2.50)
10001-1054	1 1/4"	5/16" (.31)	2 1/2" (2.50)
10001-1060	1 3/8"	5/16" (.31)	2 1/2" (2.50)
800-1022	1 3/8"	3/8"	2 1/2" (2.50)

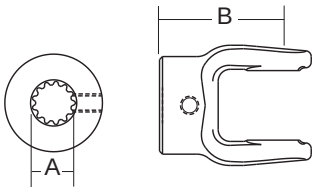

Spline Bore
with Set Screw

Stock Number	Dim. "A" Bore	Dim. "B"
801-1013	.901" × 13 Spl.	2 1/2" (2.50)
801-1018	1 1/8" × 6 Spl.	2 1/2" (2.50)

Shear Pin

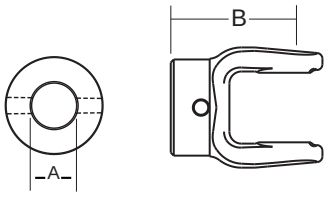

Stock Number	Dim. "A" Bore	Dim. "B"	Pinhole Size
802-1015	15/16"	2 1/2" (2.50)	11/32" (.34) #6 Taper
802-1016	1"	2 1/2" (2.50)	1/4" (.25)
10001-1059	1"	2 1/2" (2.50)	3/8" (.38)
802-1020	1 1/4"	2 1/2" (2.50)	5/16" (.31)
802-1024	1 1/2"	2 1/2" (2.50)	9/32" (.28)
10001-1034	1 1/2"	2 1/2" (2.50)	17/64" (.27)

Round Bore
Double Keyway & Set Screw

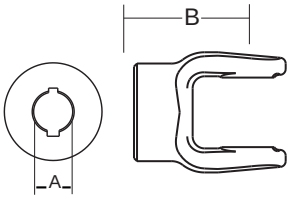

Stock Number	Dim. "A" Bore	Double Keyway	Dim. "B"
806-1012	3/4"	3/16" & 1/4"	2 1/2" (2.50)
806-1013	13/16"	3/16" & 1/4"	2 1/2" (2.50)
806-1014	7/8"	3/16" & 1/4"	2 1/2" (2.50)
806-1016	1"	3/16" & 1/4"	2 1/2" (2.50)
806-1018	1 1/8"	3/16" & 1/4"	2 1/2" (2.50)
10001-1061	1 1/8"	1/4" & 5/16"	2 1/2" (2.50)
806-1020	1 1/4"	1/4" & 5/16"	2 1/2" (2.50)
806-1019	1 3/16"	1/4" & 5/16"	2 1/2" (2.50)

Square Bore
with Set Screw

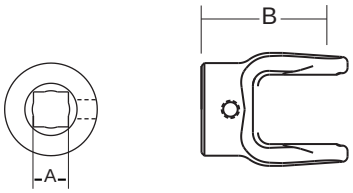

Stock Number	Dim. "A" Bore	Dim. "B"
804-1012	3/4"	2 1/2" (2.50)
10001-1042	3/4"	1 11/16" (1.69)
804-1014	7/8"	2 1/2" (2.50)
10001-1043	7/8"	1 11/16" (1.69)
804-1016	1"	2 1/2" (2.50)
804-1018	1 1/8"	2 1/2" (2.50)
10001-1037	1 1/8"	2 1/2" (2.50)

Hexagon Bore
with Set Screw

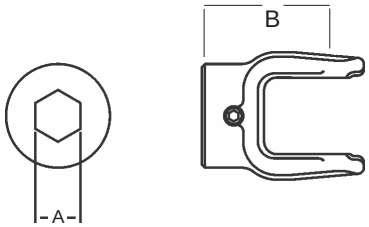

Stock Number	Dim. "A" Bore	Dim. "B"
805-1014	7/8"	2 1/2"
805-1018	1 1/8"	2 1/2"

Square Bore
with Pinhole

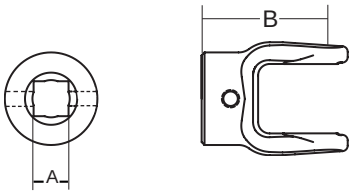

Stock Number	Dim. "A" Bore	Dim. "B"	Pinhole Size
10001-1035	3/4"	2 1/2" (2.50)	5/16" (.312)
10001-1036	1"	2 1/2" (2.50)	3/8" (3.75)

Slip Sleeve Yoke

Square

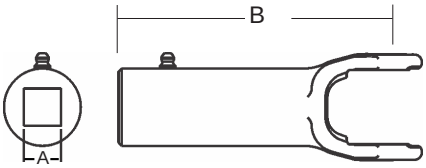

Stock Number	Dim. "A" Bore	Dim. "B"
808-1012	3/4"	5 1/2"
808-1014	7/8"	5 1/2"
808-1016	1"	5 1/2"

Slip Sleeve Yoke cont...

Round

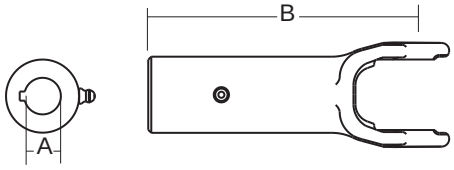

Stock Number	Dim. "A" Bore	Keyway	Dim. "B"
810-1012	3/4"	3/16"	5 1/2" (5.50)
810-1013	13/16"	1/4"	5 1/2" (5.50)
810-1014	7/8"	1/4"	5 1/2" (5.50)
810-1016	1"	1/4"	5 1/2" (5.50)
810-1018	1 1/8"	1/4"	5 1/2" (5.50)
10001-1062	1 1/8"	5/16"	5 1/2" (5.50)
810-1020	1 1/4"	1/4"	5 1/2" (5.50)
10001-1013	1 1/4"	5/16"	5 1/2" (5.50)
10001-1066	1 1/8"	1/4"	5 1/2" (5.50)

Spline

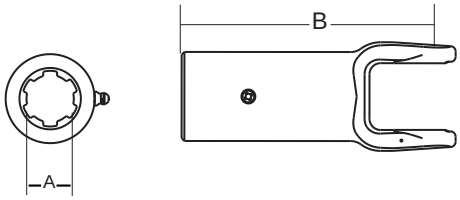

Stock Number	Dim. "A" Bore	Dim. "B"
812-1018	1 1/8" × 10 Spl.	5 1/2" (5.50)
812-1020	1 1/4" × 6 Spl.	5 1/2" (5.50)

Hex

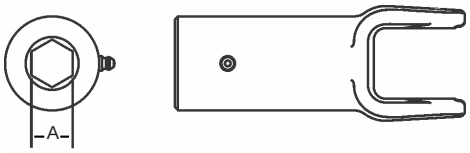

Stock Number	Dim. "A" Bore
811-1014	7/8"
811-1018	1 1/8"

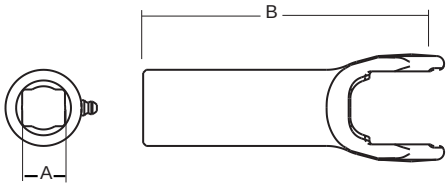

Stock Number	Dim. "A" Bore	Dim. "B"
813-1012	3/4" × 7/8"	5-1/2" (5.50)
10001-1014	7/8"	5-1/2" (5.50)
10001-1015	1"	5-1/2" (5.50)

Guard

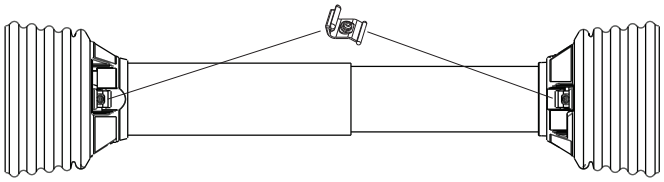

Order Bearings As Required

Stock Number	Overall Driveline Length	Bearing Kit (4-per kit)
900-2548	48"	921-0600
900-2560	60"	921-0600

Assembly instructions included with guard bearing kit
NOTE: Guards must rotate freely on yokes

Guard Chain Kit

Part Number: 13006500 (2-per Kit)

Insert the "S" hook through the guard loop and crimp shut

Easy Lock™ Replacement Kit

Part Number: 13005000 (4-per Kit)

1800 Series

Interchanges with Neapco

Cross & Bearing Kit

(R Kit)

(Recommended 8 hr. grease interval)

Snap Ring Located in Yoke

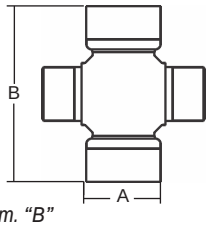

Stock Number	*Dim. "A"*	*Dim. "B"*
200-1875	1"	3 7/32"

14 Series

Cross & Bearing Kit

(R Kit)

(Recommended 8 hr. grease interval)

Interchanges with Howse
Snap Ring Located in Bushing

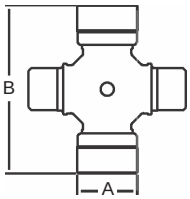

Stock Number	*Dim. "A"*	*Dim. "B"*
200-1401	1 1/8"	3 5/32"

1 FR Series

Cross & Bearing Kit

(R Kit)

(Recommended 8 hr. grease interval)

Snap Ring Located in Yoke

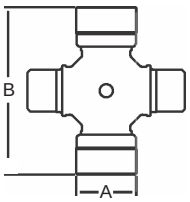

Stock Number	*Dim. "A"*	*Dim. "B"*
200-0100	7/8"	2 15/16"

35 Series

Cross & Bearing Kit

(R Kit)

(Recommended 8 hr. grease interval)

Interchanges with Howse
Snap Ring Located in Bushing

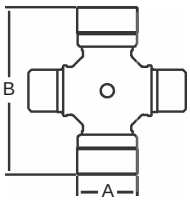

Stock Number	*Dim. "A"*	*Dim. "B"*
200-3501	1 1/4"	3 7/32

Vehicular Cross & Bearing Kit

Interchanges with Spicer

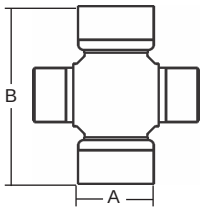

Stock Number	*Spicer U - Joint Series*	*Dim. "A"*	*Dim. "B"*
200-0310	1310	1 1/16"	3 7/32"
200-0350	1350	1 3/16"	3 5/8"
200-0410	1410	1 3/16"	4 3/16"

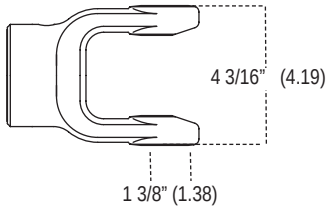

2600 Series

Interchanges with Neapco & Walterscheid 1480

Tractor Yoke

Repair Kit -
** 13002006*
*** 13002020*
**** 13002021*

Quick Disconnect

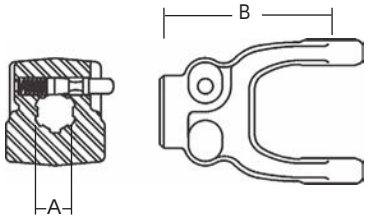

Stock Number	Dim."A" Bore	Dim. "B"
102-2606*	1 3/8" x 6 Spl.	5 5/16"
102-2620**	1 3/4" x 20 Spl.	5 5/16"
102-2621***	1 3/8" x 21 Spl.	5 5/16"

Shaft

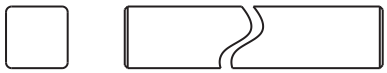

1 5/16" Square

Stock Number	Length
400-0021	6'
401-0021	10'
404-0021	3'

Cross & Bearing Kit

(R Kit)
(Recommended 8 hr. grease interval)

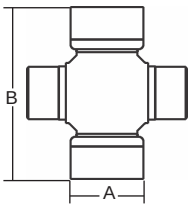

Snap Ring Located in Yoke

Stock Number	Dim. "A"	Dim. "B"
200-2600	1 3/8"	4 3/16"

Slip Sleeve

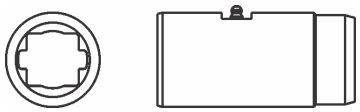

1 5/16" Square
With Grease Groove

Stock Number	Length	Fits Tube Size
500-2600	5"	2 3/4" (.109 Wall)

Shaft Weld Yoke

With Bearing Groove
(Guards must rotate freely on the yoke)

Stock Number	Dim. "A" Bore	Dim. "B"
300-2600	1 5/16" Sq.	4 1/8"

Tube

2 3/4" (.109 Wall)

Stock Number	Length
602-2600	6'

Tube Weld Yoke

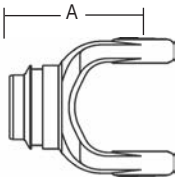

With Bearing Groove
(Guards must rotate freely on the yoke)

Stock Number	Dim. "A"	Fits Tube Bore
701-2600	4 5/8"	2 3/4" (.109 Wall)

Implement Yoke

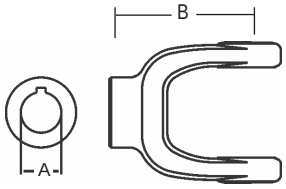

Round Bore
With Keyway & Set Screw

Stock Number	Dim. "A" Bore	Standard Keyway	Dim. "B"
800-2622	1 3/8"	5/16"	4 5/8"
800-2624	1 1/2"	3/8"	4 5/8"
800-2628	1 3/4"	3/8"	4 5/8"

North American Shaft

Stock Number	Size	Length
400-0012	3/4” Sq.	6’
400-0014	7/8” Sq.	6’
400-0015	15/16” Sq.	6’
400-0016	1” Sq.	6’
400-0019	1 3/16” Sq.	6’
400-0021	1 5/16” Sq.	6’
400-1214	3/4” × 7/8” Rect.	6’
400-1618	1” × 1 1/8” Rect.	6’
402-0014	7/8” Hex	6’
402-0016	1” Hex	6’
402-0018	1 1/8” Hex	6’
402-0020	1 1/4” Hex	6’
404-0019	1 3/16” Sq.	3’
404-0021	1 5/16” Sq.	3’
404-1214	3/4” × 7/8” Rect.	3’
404-1615H	1” × 15 Spl. (Induction Hardened)	3’
404-1618	1” × 1 1/8” Rect.	3’
404-2120	1 5/16” × 20 Spl. (Induction Hardened)	3’
404-2720	1 11/16” × 20 Spl. (Induction Hardened)	3’
404-7720	1 7/8” X 20 Spl. (Induction Hardened)	3’

North American Tube

Stock Number	Size	Length
600-0012	1” Sq. Fits Shaft 3/4” Sq.	6’
600-0015	1 1/4” Sq. (.120 Wall) Fits Shaft 15/16”	6’
600-0016	1 1/4” Sq. (.109 Wall) Fits Shaft 1” Sq.	6’
600-1618	1” × 1 x 1/8” Rect.O.D - Fits Shaft 3/4” x 7/8”	6’
600-2022	1 1/4” × 1 3/8” Rect.O.D - Fits Shaft 1” x 1 1/8”	6’
602-0600	1 1/2” Rd. (.065 Wall) O.D.	6’
602-1400	2” Rd. (.083 Wall) O.D.	6’
602-2600	2 3/4” Rd. (.109 Wall) O.D.	6’
602-3500	2 1/8” Rd. (.120 Wall) O.D.	6’
602-4400	2 1/2” Rd. (.120 Wall) O.D.	6’
604-0600	1 1/2” Rd. (.065 Wall) O.D.	3’
604-1400	2” Rd. (.083 Wall) O.D.	3’
604-1618	1” × 1 1/8” Rect.O.D - Fits Shaft 3/4” x 7/8”	3’
604-2022	1 1/4” × 1 3/8” Rect. O.D - Fits Shaft 1” x 1 1/8”	3’
604-3500	2 1/8” Rd. (.120 Wall) O.D.	3’
604-4400	2 1/2” Rd. (.120 Wall) O.D.	3’

Shock Absorbing Flexible Coupling Disc

6” O.D.

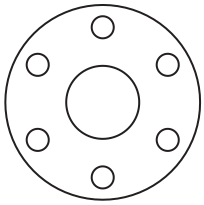

Stock Number	Description
970-2110	Disc only w/ 5/8” Holes
970-2108	Disc only w/ 1/2” Holes

Spider

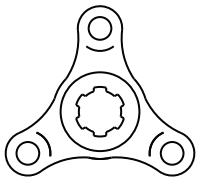

Stock Number	Description
81011-1016	1 3/8” × 6 Spl. with 5/8” Bolt Hole
81013-1053	1 3/8” × 6 Spl. with 21/64” Pinholes & 5/8” Bolt Hole
81021-1097	1 3/4” Rd. with 3/8” Keyway & 5/8” Bolt Hole

Locking Device

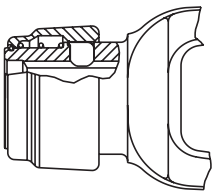

Safety Slide Lock

An exclusive Weasler replacement component, the Safety Slide Lock yoke is locked in place by two hardened pawls with compound radii that conform to the groove in the shaft for full contact. The device is particularly applicable where there is appreciable end thrust.*

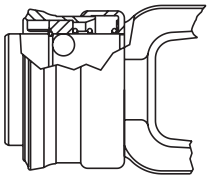

Spring Lok

The collar is spring loaded for ease of installation and positive locking to tractor shaft

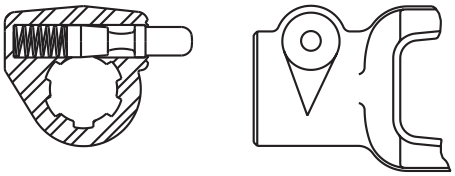

Quick Disconnect

A smooth plunger eliminates sharp projections such as x-washers. Trails rather than leads rotation.

Locking Device Repair Kit

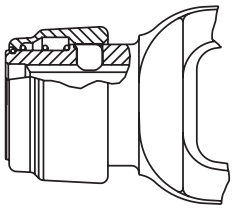

*Auto-Lok/Safety Slide Lock

Stock No. 13004000	Repair Kit for Weasler Auto-Lok and Safety Slide Lock 6 Spline & 21 Spline
Stock No. 13004020	Repair Kit for Weasler Auto-Lok and Safety Slide Lock 20 Spline
Stock No. 13004015	Repair Kit for 1" × 15 Spl.

This repair kit contains both balls & pawls. When repairing the "Safety Slide Lock" use the pawls only and discard the balls. When repairing the "Auto-Lok" use both the balls and the pawls.

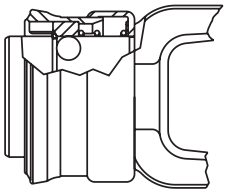

Spring-Lok

Stock No. 13003100	Repair Kit for Weasler Spring-Lok 6 Spline & 21 Spline
Stock No. 13003115	1" × 15 Spline

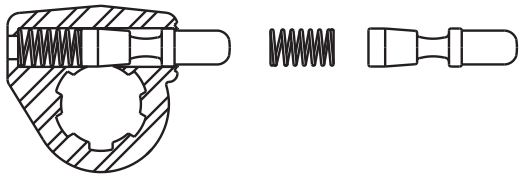

Quick Disconnect

Stock No. 13002006	Repair Kit for Weasler and Rockwell 6 Spline
Stock No. 13002806	Repair Kit for 1 3/4" × 6 Spl.
Stock No. 13002021	Weasler 21 Spline and Hex Quick Disconnect
Stock No. 13002020	Weasler 20 Spline

NOTES

Weasler®

Aftermarket Product Guide

Metric

Drivelines and Components

TRANSPARENCY IDENTIFICATION SYSTEM

for Metric Driveline Components
(Stock No. 12008500)

The individual transparency cards will allow the user to easily identify driveline components. Cross and Bearing Kits may be identified by the bearing cap outside diameter and the width of the cross. Yokes may be identified by the hole in the ear and profile. Profile tubes may be identified by the end sections.

How to use the Transparency Identification System:

1. Match the part to be replaced with the corresponding transparency card for identification.
2. Select the proper stock number for the replacement part.

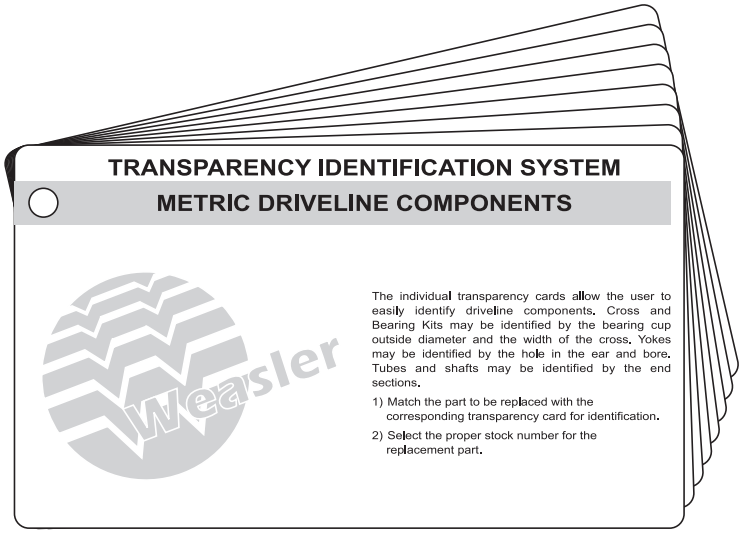

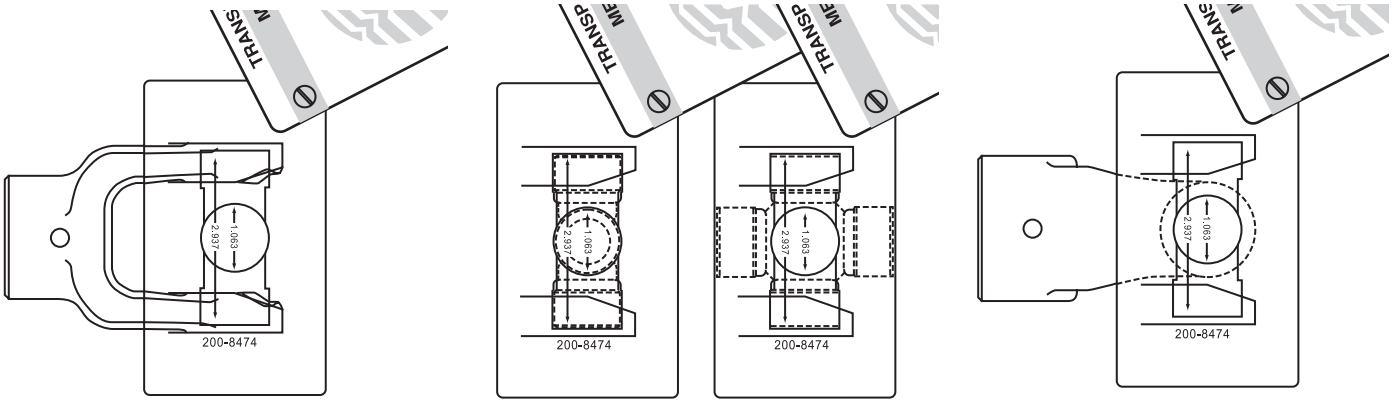

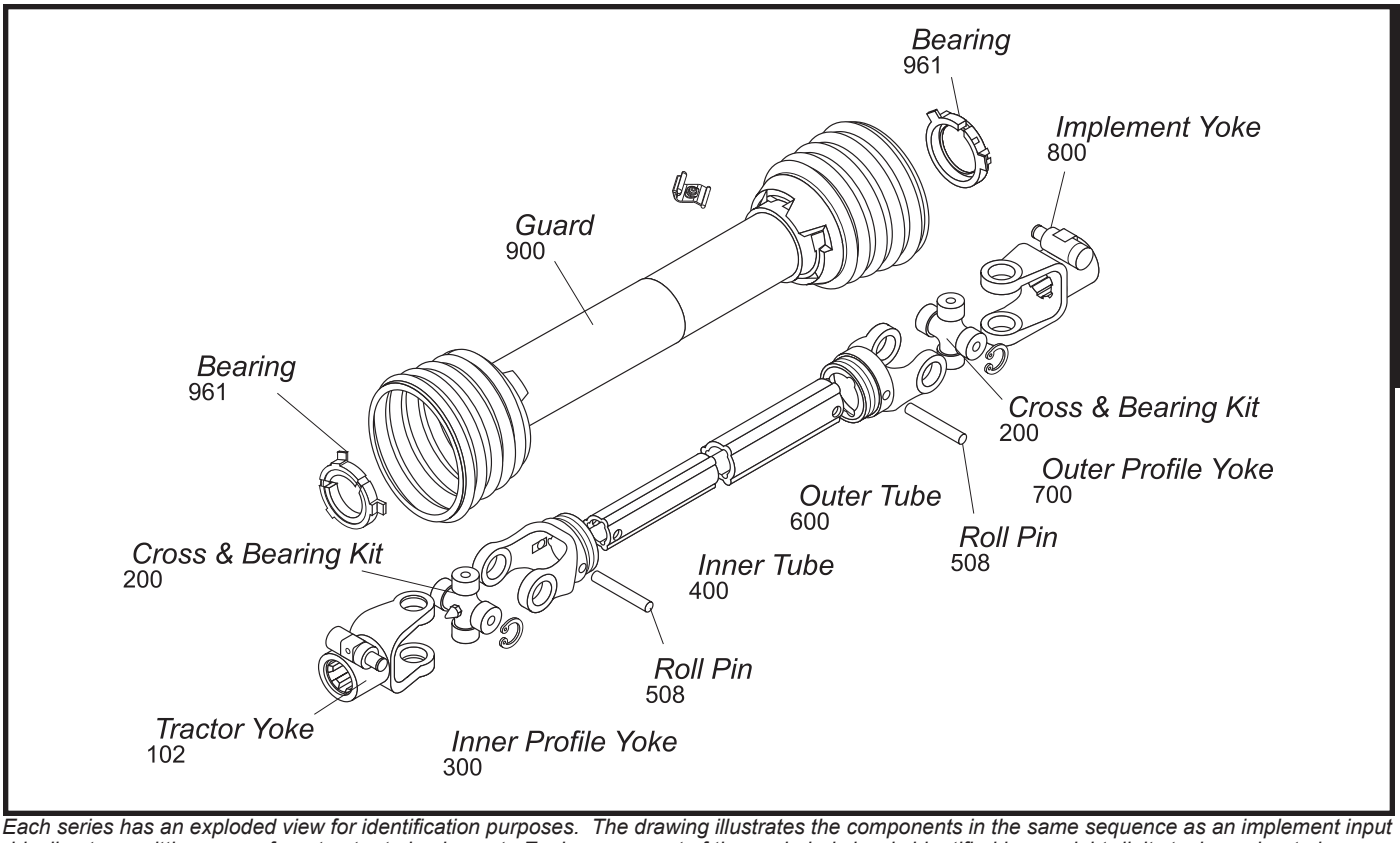

Each series has an exploded view for identification purposes. The drawing illustrates the components in the same sequence as an implement input driveline transmitting power from tractor to implement. Each component of the exploded view is identified by an eight-digit stock number to insure correct identification of each component.

Example: For metric components the 102 prefix denotes a Quick Disconnect Tractor Yoke on the exploded view.

When ordering any component in the exploded view (for any series), be sure the stock number begins with the appropriate three-digit prefix.

The digit immediately following the dash (-) will be a 6, 7 or 8.
A 6 indicates the item is interchangeable with Bondioli & Pavesi ONLY.
A 7 indicates the item is interchangeable with Walterscheid ONLY.
An 8 indicates the item is interchangeable with BOTH Bondioli & Pavesi AND Walterscheid.
This interchangeability designation is used for all components EXCEPT roll pins, guards and guard bearings.
The following chart lists the approximate size replacement for Metric Driveline. These are not an exact interchange, and should be used as a general replacement guide only.

CROSS & BEARING KIT CROSS REFERENCE CHART FOR METRIC COMPONENTS

Cross & Bearing R=Kit Stock #	Cross & Bearing E-KIT Stock No	Interchanges with Bondioli & Pavesi Series	Interchanges with Walterscheid Series
200-6154	201-6154	1	N/A
200-6580	201-6580	5	N/A
200-6794	201-6794	7N	N/A
200-6806	201-6806	8	N/A
200-6908	201-6908	9	N/A
200-7004	201-7004	N/A	2600
200-7155	201-7155	N/A	2100
200-7676	201-7676	N/A	2400
200-7890	N/A	II	N/A
200-7989	201-7989	N/A	2500
200-8261	201-8261	2	2200
200-8370	201-8370	3	I
200-8474	201-8474	4	2300
200-8692	201-8692	6	220
200-8706	201-8706	7 (Old Series)	230
200-7276	201-7276	N/A	2280
200-7491	201-7491	N/A	2380
200-7694	201-7694	N/A	2480
200-7906	201-7906	N/A	2580

DRIVELINE REPLACEMENT CHART

Weasler Series	Replacement for:	Weasler Series	Replacement for:
6	Bondioli & Pavesi 1 & 2 Series Walterscheid 2100 & 2200 Series	35	Bondioli & Pavesi 5 Series Walterscheid 220 & 2400 Series
12	Bondioli & Pavesi 3 Series Walterscheid I Series	44	Bondioli & Pavesi 6 & 7 Series Walterscheid II Series
14	Bondioli & Pavesi 4 Series Walterscheid 2300 Series	55	Bondioli & Pavesi 8 & 9 Series Walterscheid 2500 & 2600 Series

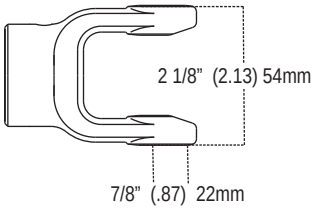

1 Series

AB1

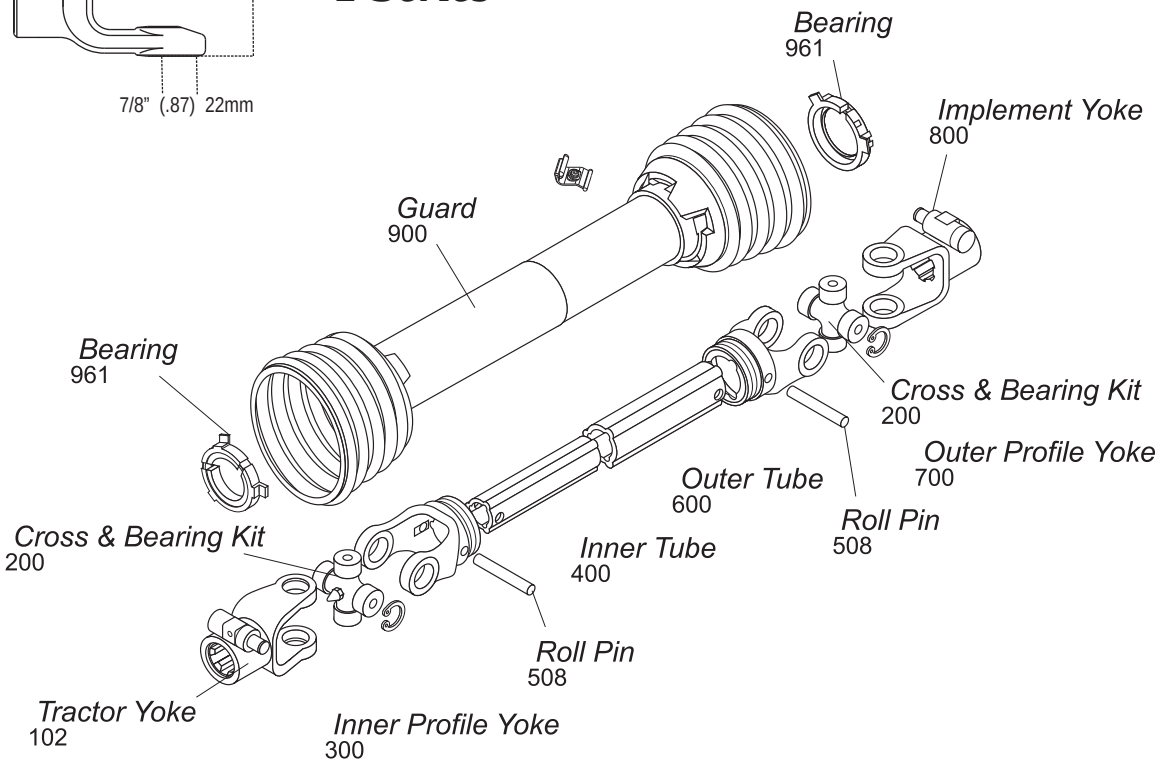

Tractor Yoke

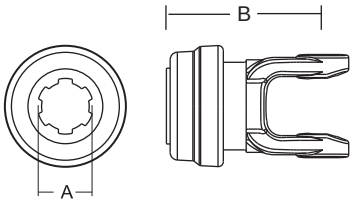

Safety Slide Lock

*Repair Kit — *19-15094*

Stock Number	*Dim. "A"*	*Dim. "B" mm*	*in.*
101-6106*	1 3/8" x 6 Spl.	98.0	3.86"
101-6121*	1 3/8" x 21 Spl.	98.0	3.86"

Cross & Bearing Kit
(R-Kit)

(Recommended 8 hour grease interval)

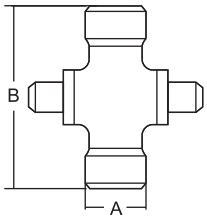

Snap Ring Located In Yoke

Stock Number	*Dim. "A" mm*	*in*	*Dim. "B" mm*	*in.*
200-6154	22.0	.87"	54.0	2.13"

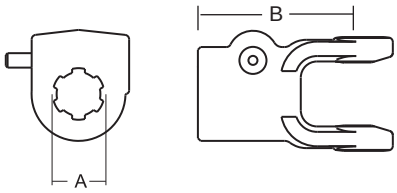

Quick Disconnect

*Repair Kit — *13007138*

Stock Number	*Dim."A" Bore*	*Dim. "B" mm*	*in.*
102-6118*	1 1/8" x 6 Spl.	92.0	3.62"
102-6106*	1 3/8" x 6 Spl.	90.0	3.54"
102-6121*	1 3/8" x 21 Spl.	90.0	3.54"

Extended Lubrication Cross & Bearing Kit
(E-Kit)

(Recommended 50 hour grease interval)

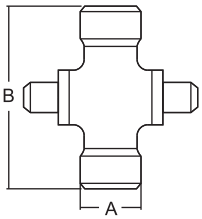

Snap Ring Located In Yoke

Stock Number	*Dim. "A" mm*	*in.*	*Dim. "B" mm*	*in.*
200-6154	22.0	.87"	54.0	2.13"

Inner Profile Yoke

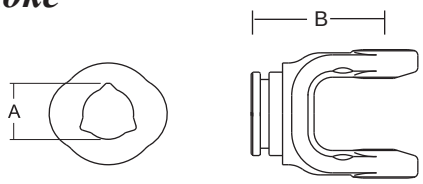

With Bearing Groove
(Guard must rotate freely on yoke)

Stock Number	Dim. "A" mm	Dim. "A" in.	Dim. "B" mm	Dim. "B" in.
300-6126	27.5	1.08"	66.0	2.60"

Outer Profile Yoke

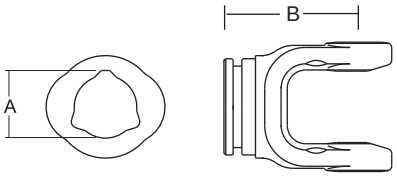

With Bearing Groove
(Guard must rotate freely on yoke)

Stock Number	Dim. "A" mm	Dim. "A" in.	Dim. "B" mm	Dim. "B" in.
700-6133	33.0	1.30"	66.0	2.60"

Inner Tube

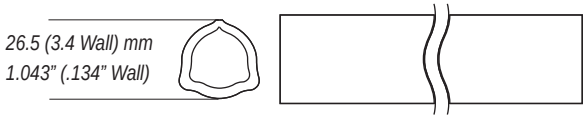

Stock Number	Length m	Length in.
400-6126	1.5	59.06"
404-6126	1.0	39.37"

Implement Yoke

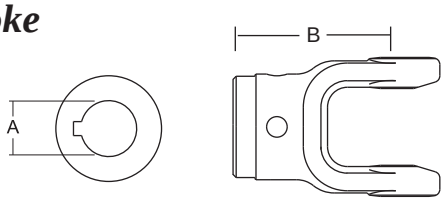

Round Bore
With Keyway & Set Screw

Stock Number	Dim. "A" mm	Dim. "A" in.	Dim. "B" mm	Dim. "B" in.	Standard Keyway mm	Standard Keyway in.
800-6108	25.4	1.0"	78.0	3.07"	6.35	.25"
800-6110	31.75	1.25"	78.0	3.07"	6.35	.25"
800-6130	30.0	1.18"	78.0	3.07"	10.0	.39"

Roll Pin

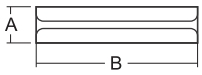

Stock Number	Dim. "A" mm	Dim. "A" in.	Dim. "B" mm	Dim. "B" in.
508-0850	8.0	.31"	50.0	1.97"

Outer Tube

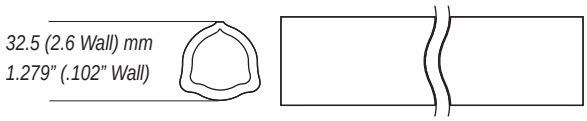

Stock Number	Length m	Length in.
600-6133	1.5	59.06"
604-6133	1.0	39.37"

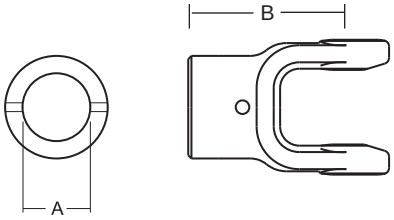

Shear Pin
With Pin Hole

Stock Number	Dim. "A" mm	Dim. "A" in.	Dim. "B" mm	Dim. "B" in.	Pinhole mm	Pinhole in.
802-6110	31.75	1.25"	78.0	3.07"	6.35	.25"

1 Series (cont'd.)

Guard

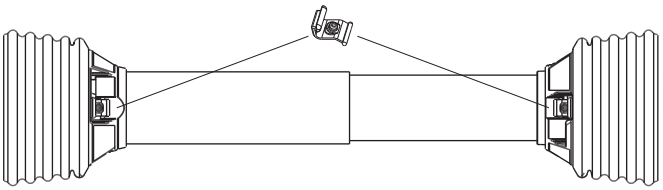

Order Bearings As Required

Stock Number	*Fits Overall Driveline Length*	*Bearing Kit (2-per kit)*
900-2548	48"	961-5029
900-2560	60"	961-5029

Assembly instructions included with guard bearing kit
NOTE: Guards must rotate freely on yokes

Easy Lock™ Replacement Kit

Part Number: 13005000 (4-per Kit)

Guard Chain Kit

Insert the "S" hook through the guard loop and crimp shut

Part Number: 13006500 (2-per Kit)

Driveline

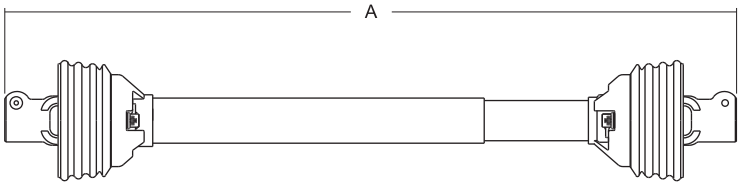

Stock Number	*Overall Comp. Length Dim. "A"*	*Max Running Length*	*Tractor Yoke*	*Implement Yoke*
14006127	27"	37"	1 3/8" x 6 Spl. QD	1 3/8" x 6 Spl. QD
14006135	35"	50"	1 3/8" x 6 Spl. QD	1 3/8" x 6 Spl. QD
14006137	37"	53"	1 3/8" x 6 Spl. QD	1 3/8" x 6 Spl. QD
14046148	48"	70"	1 3/8" x 6 Spl. QD	*

* *Drivelines are furnished without Cross & Bearing Kit and Implement Yoke. Select kit and yoke as required.*

2 Series

AB2

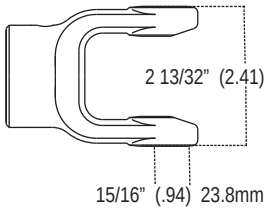

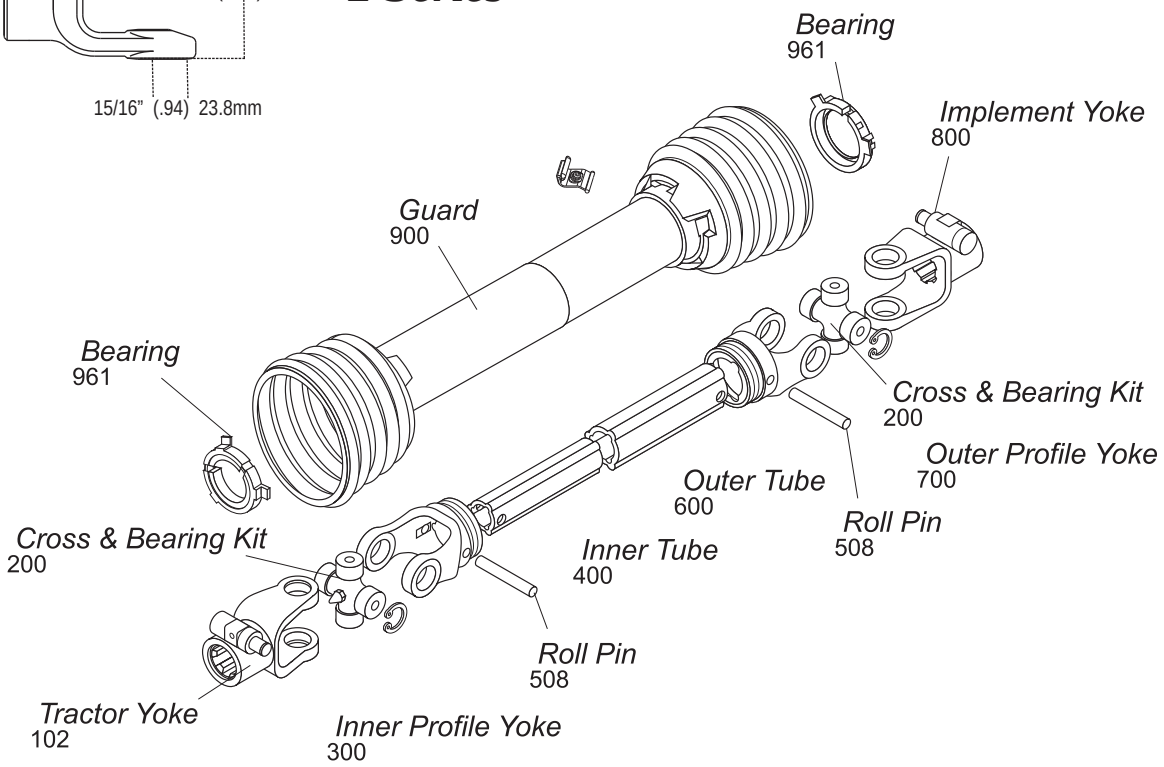

Cross & Bearing Kit and Outboard Yokes interchange with Walterscheid 2200 Series

Tractor Yoke

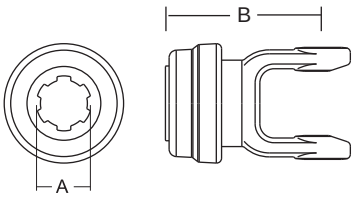

Safety Slide Lock

*Repair Kit — *19-15094*

Stock Number	Dim. "A"	Dim. "B" mm	Dim. "B" in.
101-8206*	1 3/8" x 6 Spl.	106.0	4.17"
101-8221*	1 3/8" x 21 Spl.	106.0	4.17"

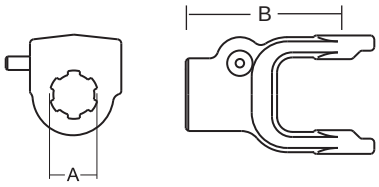

Quick Disconnect

*Repair Kit — *13007138*

Stock Number	Dim. "A"	Dim. "B" mm	Dim. "B" in.
102-8218*	1 1/8" x 6 Spl.	94.0	3.70"
102-8206*	1 3/8" x 6 Spl.	98.0	3.86"
102-8221*	1 3/8" x 21 Spl.	98.0	3.86"

Cross & Bearing Kit
(R-Kit)

(Recommended 8 hour grease interval)

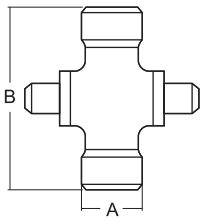

Snap Ring Located In Yoke

Stock Number	Dim. "A" mm	Dim. "A" in.	Dim. "B" mm	Dim. "B" in.
200-8261	23.8	.94"	61.2	2.41"

Extended Lubrication Cross & Bearing Kit
(E-Kit)

(Recommended 50 hour grease interval)

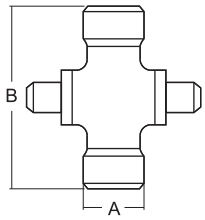

Snap Ring Located In Yoke

Stock Number	Dim. "A" mm	Dim. "A" in.	Dim. "B" mm	Dim. "B" in.
201-8261	23.8	.94"	61.2	2.41"

2 Series (cont'd.)

Inner Profile Yoke

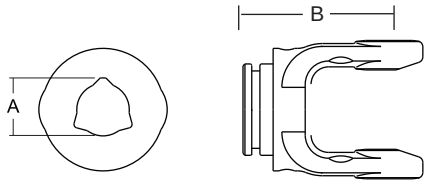

With Bearing Groove
(Guard must rotate freely on yoke)

Stock Number	Dim. "A" mm	Dim. "A" in.	Dim. "B" mm	Dim. "B" in.
300-6229	29.8	1.17"	75.0	2.95"

Outer Profile Yoke

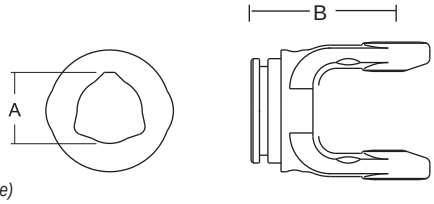

With Bearing Groove
(Guard must rotate freely on yoke)

Stock Number	Dim. "A" mm	Dim. "A" in.	Dim. "B" mm	Dim. "B" in.
700-6236	36.8	1.45"	75.0	2.95"

Inner Tube

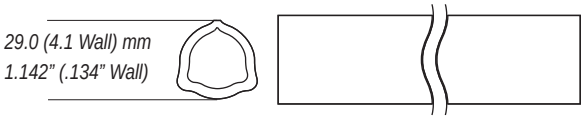

Stock Number	Length m	Length in.
400-6229	1.5	59.06"
404-6229	1.0	39.37"

Implement Yoke

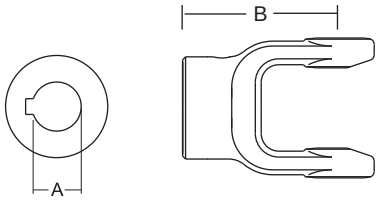

Round Bore
With Keyway & Set Screw

Stock Number	Dim. "A" mm	Dim. "A" in.	Dim. "B" mm	Dim. "B" in.	Standard Keyway mm	Standard Keyway in.
800-8225	25.0	.98"	80.0	3.15"	8.0	.31"
800-8208	25.0	1.0"	80.0	3.15"	6.35	.25"
800-8218	28.6	1.13"	80.0	3.15"	6.35	.25"
800-8230	30.0	1.18"	80.0	3.15"	8.0	.31"
800-8210	31.8	1.25"	80.0	3.15"	6.35	.25"
800-8220	31.8	1.25"	80.0	3.15"	8.0	.31"
800-8211	34.9	1.38"	80.0	3.15"	8.0	.31"

Roll Pin

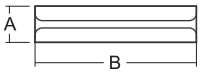

Stock Number	Dim. "A" mm	Dim. "A" in.	Dim. "B" mm	Dim. "B" in.
508-0860	8.0	.31"	60.00	2.36"

Outer Tube

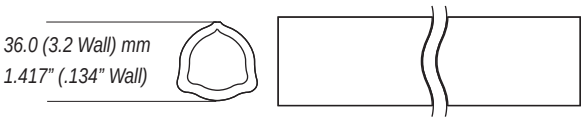

Stock Number	Length m	Length in.
600-6236	1.5	59.06"
604-6236	1.0	39.37"

Shear Pin Yoke

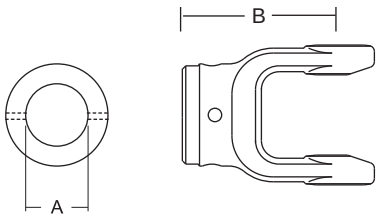

With Pinhole

Stock Number	Dim. "A" mm	Dim. "A" in.	Dim. "B" mm	Dim. "B" in.	Pinhole mm	Pinhole in.
802-8220	31.8	1.25"	80.0	3.15"	6.35	.25"
802-8222	34.9	1.38"	92.0	3.62"	12.9	.50"

Guard

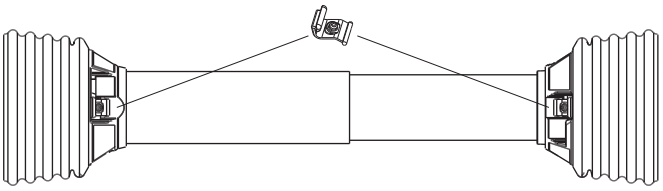

Order Bearings As Required

Stock Number	*Fits Overall Driveline Length*	*Bearing Kit (2-per kit)*
900-2548	48"	961-2502
900-2560	60"	961-2502

Assembly instructions included with guard bearing kit

NOTE: Guards must rotate freely on yokes

Easy Lock™ Replacement Kit

Part Number: 13005000 (4-per Kit)

Guard Chain Kit

Insert the "S" hook through the guard loop and crimp shut

Part Number: 13006500 (2-per Kit)

Driveline

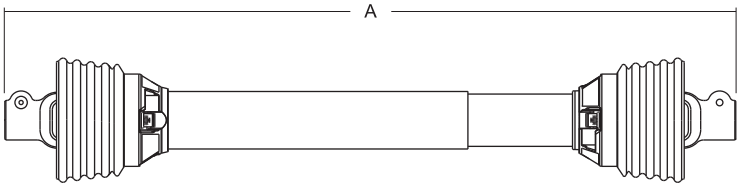

Stock Number	*Overall Comp. Length Dim. "A"*	*Max. Running Length*	*Tractor Yoke*	*Implement Yoke*
14006247	47"	70"	1 3/8" x 6 Spl. QD	1 3/8" x 6 Spl. QD
14006251	51"	76"	1 3/8" x 6 Spl. QD	1 3/8" Rd w/Pinhole
14006252	52"	79"	1 3/8" x 6 Spl. QD	1 1/4" Rd w/Pinhole
14046248	48"	70"	1 3/8" x 6 Spl. QD	*
14046260	60"	89"	1 3/8" x 6 Spl. QD	*
14106233	33"	58"	1 3/8" x 6 Spl. QD	1 3/8" x 6 Spl. w/Friction Clutch
14206252	52"	77"	1 3/8" x 6 Spl. QD	1 3/8" x 6 Spl. w/Radial Pin Clutch
14406231	31"	41"	1 3/8" x 6 Spl. Safety Side Lock	1" Rd. w/1/4" Key Ball Shear

**Drivelines are furnished without Cross & Bearing Kit and Implement Yoke. Select kit and yoke as required.*

3 Series

AB3

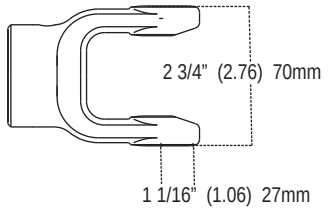

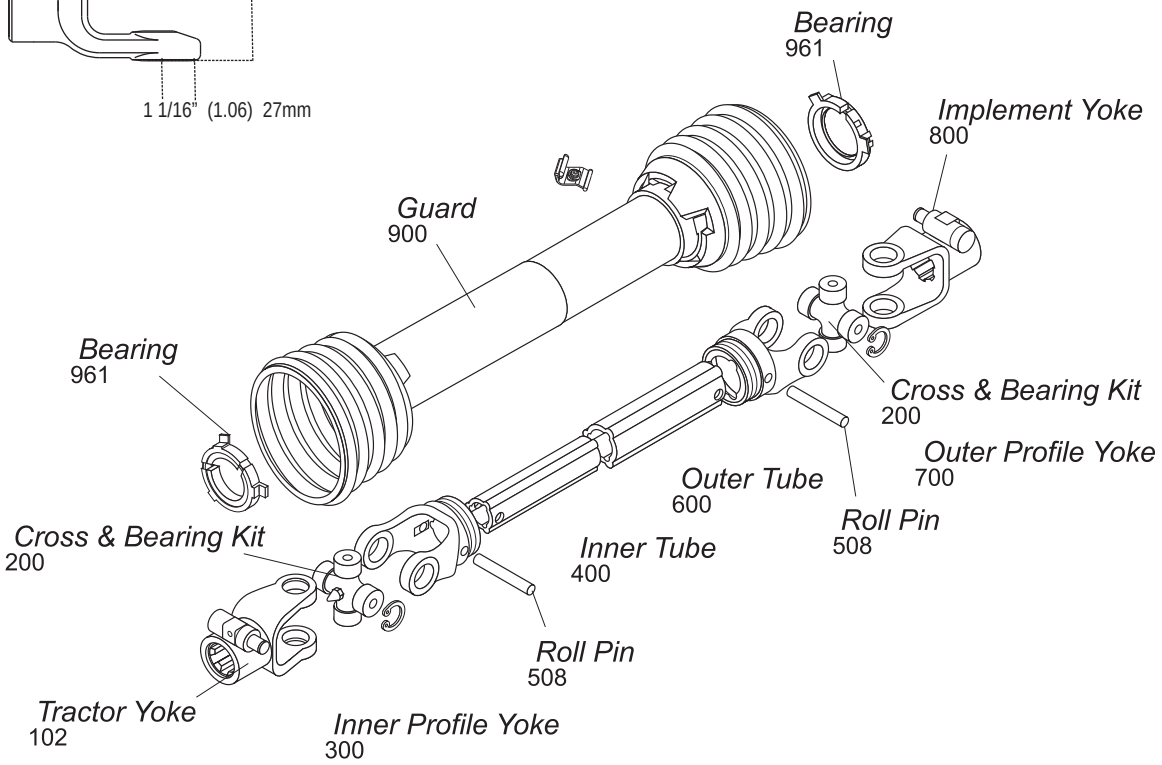

Cross & Bearing Kit and Outboard Yokes interchange with Walterscheid **I** Series.

Tractor Yoke

Safety Slide Lock
*Repair Kit — *19-15094*

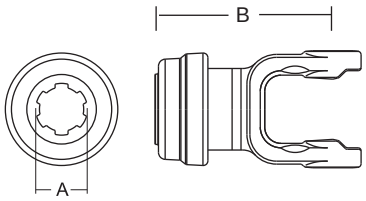

Stock Number	Dim. "A"	Dim. "B" mm	Dim. "B" in.
101-8306*	1 3/8" x 6 Spl.	120.0	4.72"
101-8321*	1 3/8" x 21 Spl.	120.0	4.72"

Cross & Bearing Kit
(R-Kit)
(Recommended 8 hour grease interval)

Snap Ring Located In Yoke

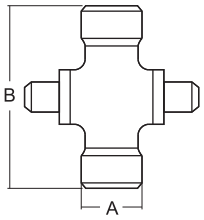

Stock Number	Dim. "A" mm	Dim. "A" in.	Dim. "B" mm	Dim. "B" in.
200-8370	27.0	1.06"	70.0	2.76"

Quick Disconnect
*Repair Kit — *13007138*

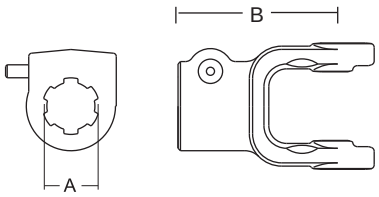

Stock Number	Dim. "A"	Dim. "B" mm	Dim. "B" in.
102-8306*	1 3/8" x 6 Spl.	102.0	4.02"
102-8321*	1 3/8" x 21 Spl.	102.0	4.02"

Extended Lubrication Cross & Bearing Kit
(E-Kit)
(Recommended 50 hour grease interval)

Snap Ring Located In Yoke

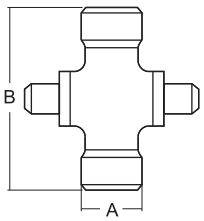

Stock Number	Dim. "A" mm	Dim. "A" in.	Dim. "B" mm	Dim. "B" in.
201-8370	27.0	1.06"	70.0	2.76"

Inner Profile Yoke

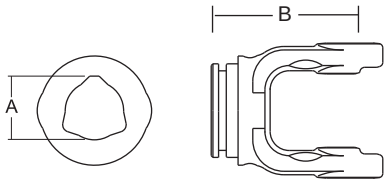

With Bearing Groove

(Guard must rotate freely on yoke)

Stock Number	Dim. "A" mm	Dim. "A" in.	Dim. "B" mm	Dim. "B" in.
300-6336	36.8	1.45"	80.0	3.15"

Outer Profile Yoke

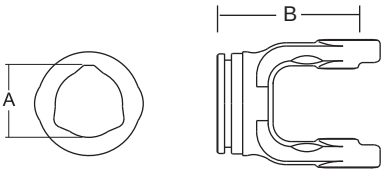

With Bearing Groove

(Guard must rotate freely on yoke)

Stock Number	Dim. "A" mm	Dim. "A" in.	Dim. "B" mm	Dim. "B" in.
700-6343	44.0	1.73"	80.0	3.15"

Inner Tube

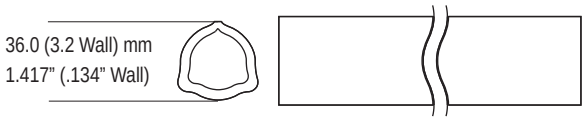

Stock Number	Length m	Length in.
600-6236	1.5	59.06"
604-6236	1.0	39.37"

Implement Yoke

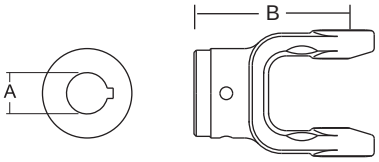

Round Bore

With Keyway & Set Screw

Stock Number	Dim. "A" mm	Dim. "A" in.	Dim. "B" mm	Dim. "B" in.	Standard Keyway mm	Standard Keyway in.
800-8310	31.8	1.25"	92.0	3.62"	6.4	.25"
800-8311	34.9	1.38"	92.0	3.62"	8.0	.31"
800-8325	25.0	.98"	92.0	3.62"	8.0	.31"
800-8330	30.0	1.18"	92.0	3.62"	8.0	.31"

Roll Pin

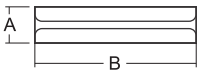

Stock Number	Dim. "A" mm	Dim. "A" in	Dim. "B" mm	Dim. "B" in.
508-0860	8.0	.31"	60.0	2.36"

Outer Tube

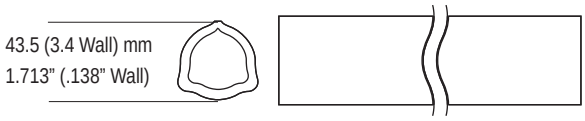

Stock Number	Length m	Length in.
600-6343	1.5	59.06"
604-6343	1.0	39.37"

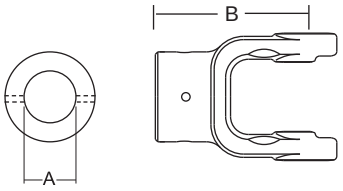

Shear Pin

With Pin Hole

Stock Number	Dim. "A" mm	Dim. "A" in.	Dim. "B" mm	Dim. "B" in.	Pinhole mm	Pinhole in.
802-8310	31.8	1.25"	92.0	3.62"	6.35	.25"
802-8325	25.0	.98"	92.0	3.62"	8.00	.315"
802-8330	30.0	1.18"	92.0	3.62"	10.00	.394"
802-8335	34.9	1.38"	92.0	3.62"	12.90	.50"

3 Series (cont'd.)

Guard

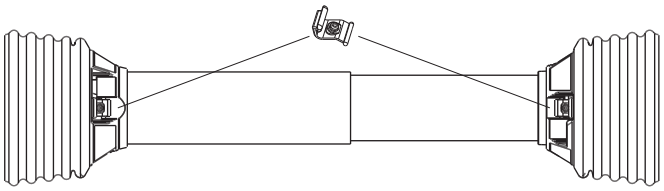

Order Bearings As Required

Stock Number	*Fits Overall Driveline Length*	*Bearing Kit (2-per kit)*
900-2548	48"	961-2534
900-2560	60"	961-2534

Assembly instructions included with guard bearing kit

NOTE: Guards must rotate freely on yokes

Easy Lock™ Replacement Kit

Part Number: 13005000 (4-per Kit)

Guard Chain Kit

Insert the "S" hook through the guard loop and crimp shut

Part Number: 13006500 (2-per Kit)

Driveline

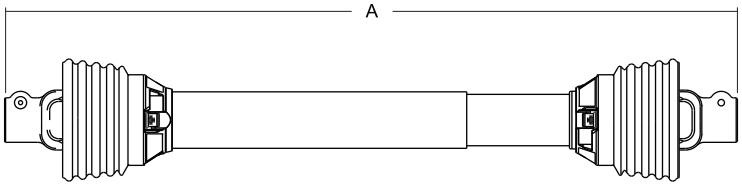

Stock Number	*Overall Comp. Length Dim. "A"*	*Max. Running Length*	*Tractor Yoke*	*Implement Yoke*
14006340	40"	57"	1 3/8" x 6 Spl. QD	1 3/8" x 6 Spl. QD
14046348	48"	70"	1 3/8" x 6 Spl. QD	*
14046360	60"	90"	1 3/8" x 6 Spl. QD	*

**Drivelines are furnished without Cross & Bearing Kit and Implement Yoke. Select kit and yoke as required.*

4 Series

AB4

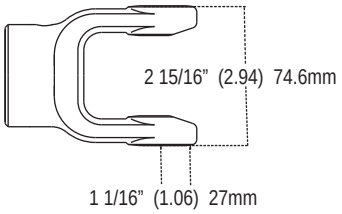

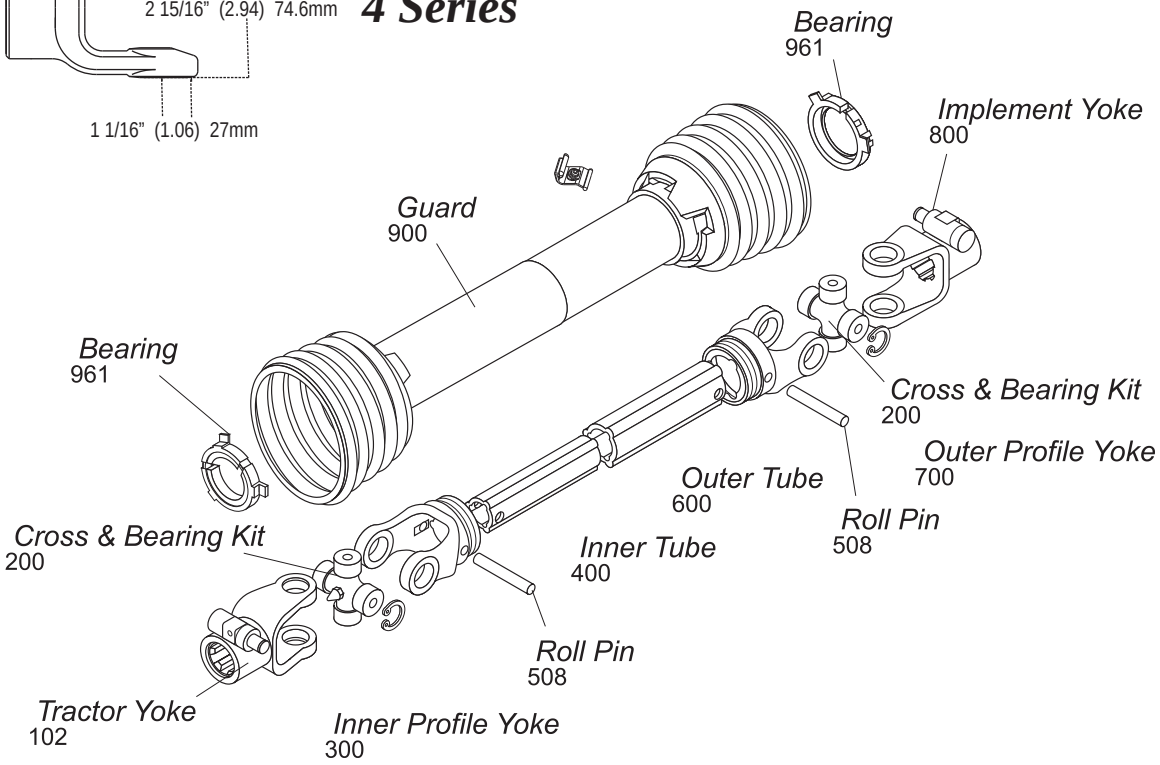

Cross & Bearing Kit and Outboard Yokes interchange with Walterscheid 2300 Series

Tractor Yoke

Safety Slide Lock

*Repair Kit — *19-15094*

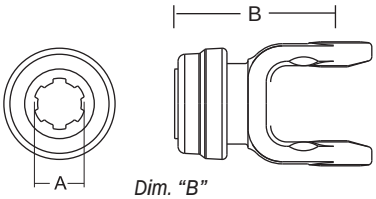

Stock Number	Dim. "A"	Dim. "B" mm	Dim. "B" in.
101-8406*	1 3/8" x 6 Spl.	113.0	4.45"
101-8421*	1 3/8" x 21 Spl.	113.0	4.45"

Quick Disconnect

*Repair Kit — *13007138*

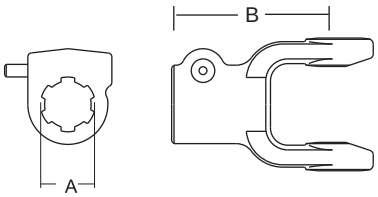

Stock Number	Dim. "A"	Dim. "B" mm	Dim. "B" in.
102-8406*	1 3/8" x 6 Spl.	107.0	4.21"
102-8418*	1 1/8" x Hex	107.0	4.21"
102-8421*	1 3/8" x 21 Spl.	107.0	4.21"

Ball Shear

Repair Kit —
**13004000*
***13004020*

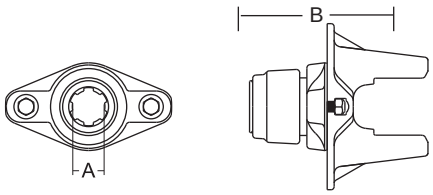

Stock Number	Dim."A" Bore	Dim. "B" mm	Dim. "B" in.	Shear Bolt
104-8406*	1 3/8" x 6 Spl.	141.0	5.54"	3/8" - 16 Gr. 5
104-8420**	1 3/4" x 20 Spl.	154.0	6.06"	3/8" - 16 Gr. 5
104-8421*	1 3/8" x 21 Spl.	141.0	5.54"	3/8" - 16 Gr. 5

Replacement Shear Bolt Part No. 11-10445

Cross & Bearing Kit
(R-Kit)

(Recommended 8 hour grease interval)

Snap Ring Located In Yoke

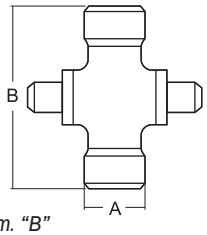

Stock Number	Dim. "A" mm	Dim. "A" in.	Dim. "B" mm	Dim. "B" in.
200-8474	27.0	1.06"	74.6	2.94"

Extended Lubrication Cross & Bearing Kit
(E-Kit)

(Recommended 50 hour grease interval)

Snap Ring Located In Yoke

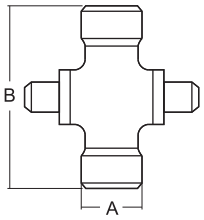

Stock Number	Dim. "A" mm	Dim. "A" in.	Dim. "B" mm	Dim. "B" in.
201-8474	27.0	1.06"	74.6	2.94"

4 Series (cont'd.)

Inner Profile Yoke

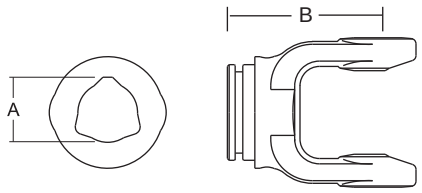

With Bearing Groove
(Guard must rotate freely on yoke)

Stock Number	Dim. "A" mm	Dim. "A" in.	Dim. "B" mm	Dim. "B" in.
300-6436	36.8	1.45"	85.0	3.35"

Inner Tube

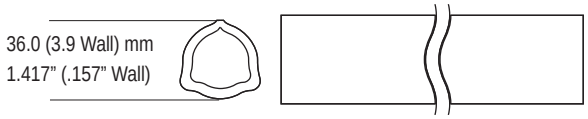

Stock Number	Length m	Length in.
400-6436	1.5	59.06"
404-6436	1.0	39.37"

Roll Pin

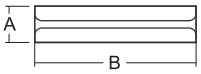

Stock Number	Dim. "A" mm	Dim. "A" in.	Dim. "B" mm	Dim. "B" in.
508-0860	8.0	.31"	60.0	2.36"

Outer Tube

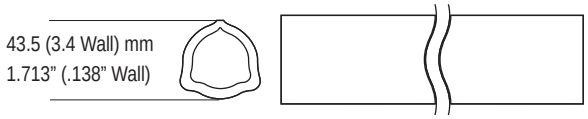

Stock Number	Length m	Length in.
600-6343	1.5	59.06"
604-6343	1.0	39.37"

Outer Profile Yoke

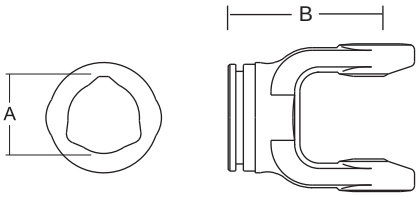

With Bearing Groove
(Guard must rotate freely on yoke)

Stock Number	Dim. "A" mm	Dim. "A" in.	Dim. "B" mm	Dim. "B" in.
700-6443	44.0	1.73"	85.0	3.35"

Implement Yoke

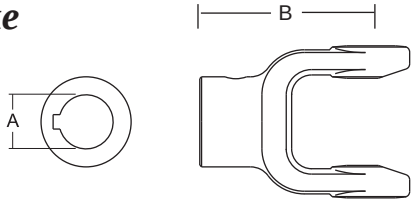

Round Bore
With Keyway & Set Screw

Stock Number	Dim. "A" mm	Dim. "A" in.	Dim. "B" mm	Dim. "B" in.	Standard Keyway mm	Standard Keyway in.
800-8430	30.0	1.18"	95.0	3.74"	8.0	.31"
800-8410	31.8	1.25"	95.0	3.74"	6.4	.25"
800-8411	34.9	1.38"	95.0	3.74"	8.0	.31"
800-8424	38.1	1.50"	95.0	3.74"	9.5	.38"
800-8435	35.0	1.38"	95.0	3.74"	10.0	.39"

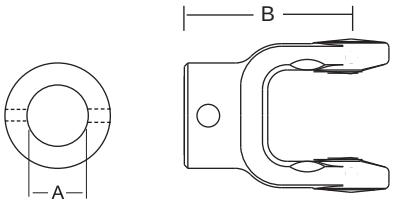

Shear Pin
With Pin Hole

Stock Number	Dim. "A" mm	Dim. "A" in	Dim. "B" mm	Dim. "B" in.	Pinhole mm	Pinhole in.
802-8410	31.8	1.25"	95.0	3.74"	6.35	.25"
802-8435	35.0	1.38"	95.0	3.74"	12.9	.50"

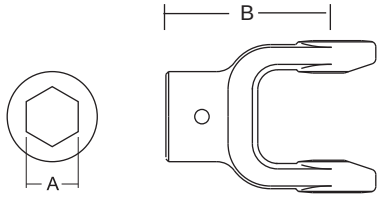

Hex Bore

Stock Number	Dim. "A" mm	Dim. "A" in.	Dim. "B" mm	Dim. "B" in.
805-8418	28.9	1.14"	95.0	3.74"

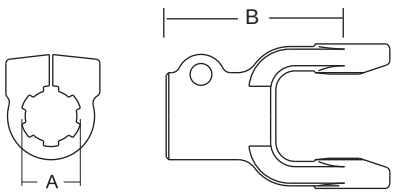

Clamp Yoke

Stock Number	Dim. "A"	Dim. "B" mm	Dim. "B" in.
807-8406	1 3/8" x 6 Spl.	107.0	4.21"
807-8420	1 1/4" Rd.	107.0	4.21"

Guard

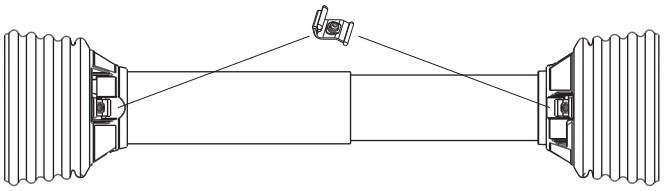

Order Bearings As Required

Stock Number	*Fits Overall Driveline Length*	*Bearing Kit (2-per kit)*
900-2548	48"	961-2534
900-2560	60"	961-2534

Assembly instructions included with guard bearing kit

NOTE: Guards must rotate freely on yokes

Easy Lock™ Replacement Kit

Part Number: 13005000 (4-per Kit)

Guard Chain Kit



Part Number: 13006500 (2-per Kit)

Driveline

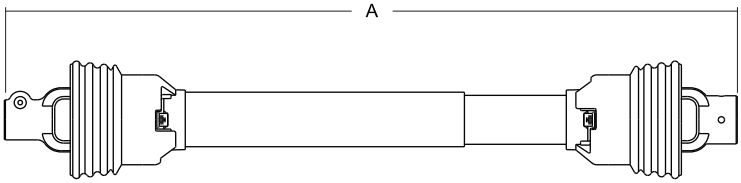

Stock Number	*Overall Comp. Length Dim. "A"*	*Max. Running Length*	*Tractor Yoke*	*Implement Yoke*
14006424	48"	70"	1 3/8" x 6 Spl. QD	1 1/2" Rd. w/3/8" Keyway
14006430	30"	40"	1 3/8" x 6 Spl. QD	1 3/8" Rd. w/Pinhole
14006432	32"	43"	1 3/8" x 6 Spl. QD	1 3/8" Rd. w/Pinhole
14006436	36"	50"	1 3/8" x 6 Spl. QD	1 3/8" Rd. w/Pinhole
14006437	37"	50"	1 3/8" x 6 Spl. QD	1 3/8" Rd. w/Pinhole
14006438	38"	53"	1 3/8" x 6 Spl. QD	1 3/8" x 6 Spl. QD
14006442	42"	60"	1 3/8" x 6 Spl. QD	1 3/8" Rd. w/Pinhole
14006446	46"	67"	1 3/8" x 6 Spl. QD	1 3/8" x 6 Spl. QD
14006448	48"	70"	1 3/8" x 6 Spl. QD	1 3/8" x 6 Spl. QD
14006451	51"	76"	1 3/8" x 6 Spl. QD	1 3/8" Rd. w/Pinhole
14006453	53"	79"	1 3/8" x 6 Spl. QD	1 1/4" Rd. w/Pinhole
14006455	55"	83"	1 3/8" x 6 Spl. QD	1 3/8" x 6 Spl. QD
14046448	48"	70"	1 3/8" x 6 Spl. QD	*
14046460	60"	89"	1 3/8" x 6 Spl. QD	*
14106436	36"	48"	1 3/8" x 6 Spl. QD	1 3/8" x 6 Spl. w/Friction Clutch
14106438	38"	52"	1 3/8" x 6 Spl. QD	1 3/8" x 6 Spl. w/Friction Clutch
14206454	54"	79"	1 3/8" x 6 Spl. QD	1 3/8" x 6 Spl. w/Radial Pin Clutch
14406428	28"	35"	1 3/8" x 6 Spl. Safety Slide Lock	1 1/4" Rd. w/1/4" Keyway Ball Shear

**Drivelines are furnished without Cross & Bearing Kit and Implement Yoke. Select kit and yoke as required.*

5 Series

AB5

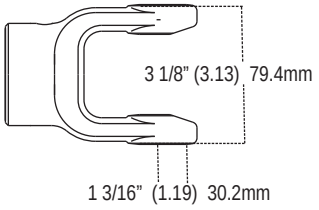

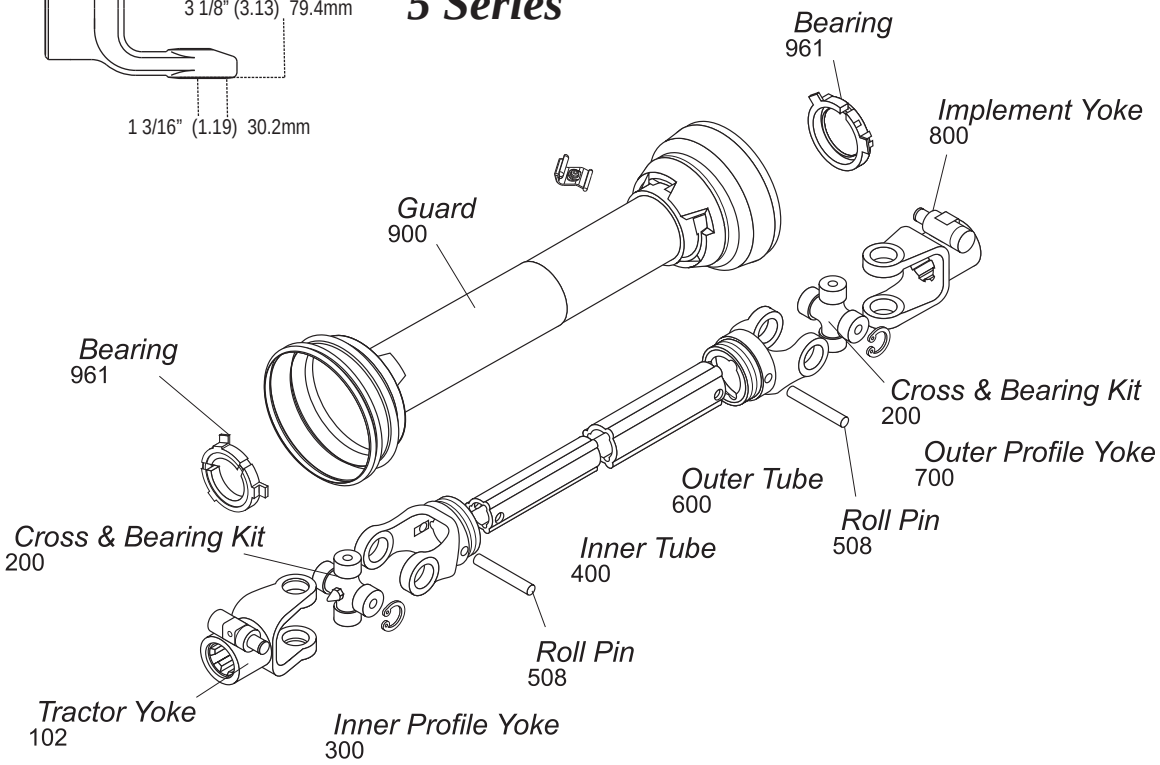

Tractor Yoke

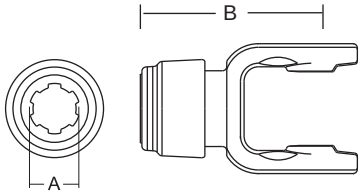

Safety Slide Lock

*Repair Kit — *13004000*

Stock Number	Dim. "A"	Dim. "B" mm	Dim. "B" in.
101-6506*	1 3/8" x 6 Spl.	126.0	4.96"
101-6521*	1 3/8" x 21 Spl.	126.0	4.96"

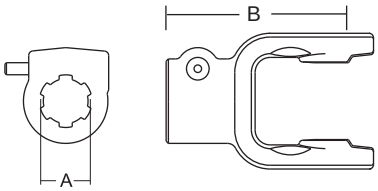

Quick Disconnect

Repair Kit —
*13007138
**13007120

Stock Number	Dim."A" Bore	Dim. "B" mm	Dim. "B" in.
102-6506*	1 3/8" x 6 Spl.	113.0	4.45"
102-6520**	1 3/4" x 20 Spl.	116.0	4.57"
102-6521*	1 3/8" x 21 Spl.	113.0	4.45"

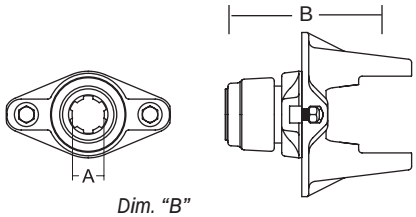

Ball Shear

Repair Kit —
*13004000
**13004020

Stock Number	Dim."A" Bore	Dim. "B" mm	Dim. "B" in.	Shear Bolt
104-6506*	1 3/8" x 6 Spl.	141.0	5.54"	3/8" - 16 Gr. 5
104-6520**	1 3/4" x 20 Spl.	154.0	6.06"	3/8" - 16 Gr. 5
104-6521*	1 3/8" x 21 Spl.	141.0	5.54"	3/8" - 16 Gr. 5

Replacement Shear Bolt Part No. 11-10445

Cross & Bearing Kit
(R-Kit)

(Recommended 8 hour grease interval)

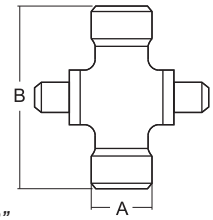

Snap Ring Located In Yoke

Stock Number	Dim. "A" mm	Dim. "A" in.	Dim. "B" mm	Dim. "B" in.
200-6580	30.2	1.19"	79.4	3.13"

Extended Lubrication Cross & Bearing Kit
(E-Kit)

(Recommended 50 hour grease interval)

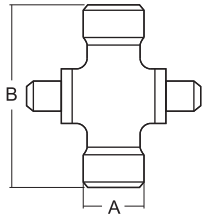

Snap Ring Located In Yoke

Stock Number	Dim. "A" mm	Dim. "A" in.	Dim. "B" mm	Dim. "B" in.
201-6580	30.2	1.19"	79.4	3.13"

Inner Profile Yoke

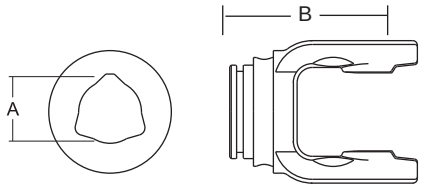

With Bearing Groove

(Guard must rotate freely on yoke)

Stock Number	Dim. "A" mm	Dim. "A" in.	Dim. "B" mm	Dim. "B" in.
300-6545	45.2	1.78"	98.0	3.86"

Outer Profile Yoke

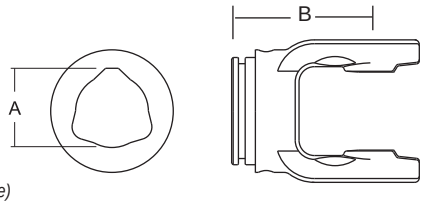

With Bearing Groove

(Guard must rotate freely on yoke)

Stock Number	Dim. "A" mm	Dim. "A" in.	Dim. "B" mm	Dim. "B" in.
700-6552	51.7	2.04"	98.0	3.86"

Inner Tube

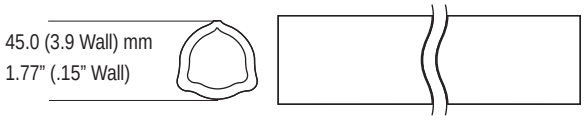

Stock Number	Length m	Length in.
400-6545	1.5	59.06"
404-6545	1.0	39.37"

Implement Yoke

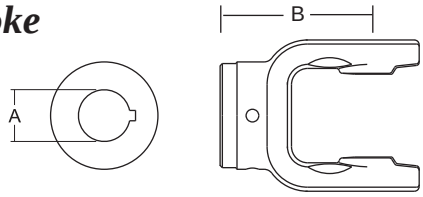

Round Bore

With Keyway & Set Screw

Stock Number	Dim. "A" mm	Dim. "A" in.	Dim. "B" mm	Dim. "B" in.	Standard Keyway mm	Standard Keyway in.
800-6510	31.8	1.25"	98.0	3.86"	6.4	.25"
800-6511	34.9	1.38"	98.0	3.86"	8.0	.31"
800-6524	38.1	1.50"	98.0	3.86"	9.5	.38"
800-6535	35.0	1.378"	98.0	3.86"	10.0	.39"

Roll Pin

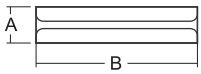

Stock Number	Dim. "A" mm	Dim. "A" in.	Dim. "B" mm	Dim. "B" in.
508-1075	10.0	.394"	75.0	2.95"

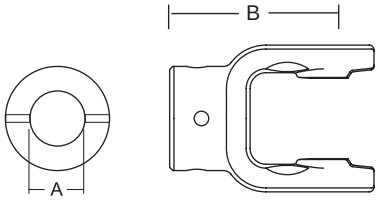

Shear Pin

With Pin Hole

Stock Number	Dim. "A" mm	Dim. "A" in.	Dim. "B" mm	Dim. "B" in.	Pinhole mm	Pinhole in.
802-6535	34.9	1.38"	105.0	4.13"	12.9	.50"

Outer Tube

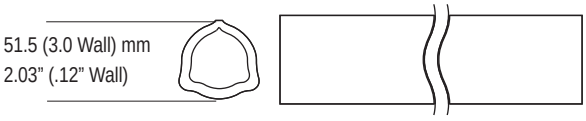

Stock Number	Length m	Length in.
600-6552	1.5	59.06"
604-6552	1.0	39.37"

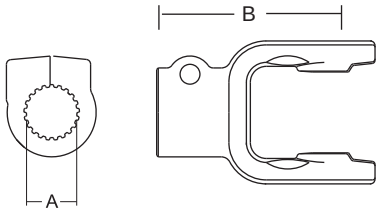

Clamp Yoke

Stock Number	Dim. "A" mm	Dim. "A" in.	Dim. "B" mm	Dim. "B" in.
807-6521	35.0	1.38" x 21 Spl.	113.0	4.45"

5 Series (cont'd.)

Guard

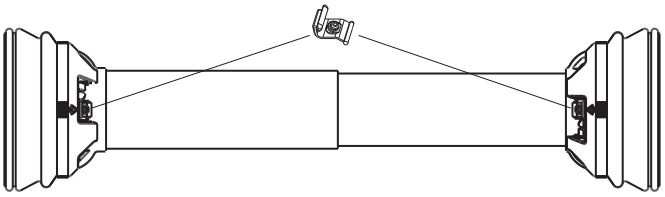

Order Bearings As Required

Stock Number	*Fits Overall Driveline Length*	*Bearing Kit (2-per kit)*
902-3548	48"	961-3505
902-3560	60"	961-3505

Assembly instructions included with guard bearing kit
NOTE: Guards must rotate freely on yokes

Easy Lock™ Replacement Kit

Part Number: 13005000 (4-per Kit)

Guard Chain Kit

Part Number: 13006500 (2-per Kit)

Driveline

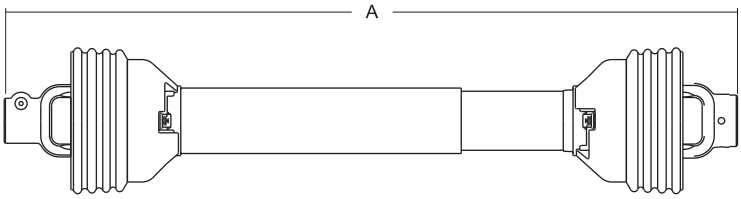

Stock Number	*Overall Comp. Length Dim. "A"*	*Max. Running Length*	*Tractor Yoke*	*Implement Yoke*
14006524	48"	70"	1 3/8" x 6 Spl. QD	1 1/2" Rd. w/3/8" Keyway
14006542	42"	60"	1 3/8" x 6 Spl. QD	1 3/8" Rd. w/Pinhole
14006543	43"	60"	1 3/8" x 6 Spl. QD	1 3/8" x 6 Spl. QD
14006546	46"	67"	1 3/8" x 6 Spl. QD	1 3/8" x 6 Spl. QD
14006551	51"	76"	1 3/8" x 6 Spl. QD	1 3/8" Rd. w/Pinhole
14006555	55"	83"	1 3/8" x 6 Spl. QD	1 3/8" x 6 Spl. QD
14016524	48"	70"	1 3/8" x 21 Spl. QD	1 1/2" Rd. w/3/8" Keyway
14016536	36"	50"	1 3/8" x 6 Spl. QD	1 3/8" x 6 Spl. QD
14016542	42"	60"	1 3/8" x 6 Spl. QD	1 3/8" x 6 Spl. QD
14046548	48"	70"	1 3/8" x 6 Spl. QD	*
14046560	60"	89"	1 3/8" x 6 Spl. QD	*
14106546	46"	65"	1 3/8" x 6 Spl. QD	1 3/8" X 6 Spl. w/Friction Clutch
14306538	38"	55"	1 3/8" x 6 Spl. QD	1 3/8" x 6 Spl. w/Overrunning Clutch

**Drivelines are furnished without Cross & Bearing Kit and Implement Yoke. Select kit and yoke as required.*

6 Series

AB6

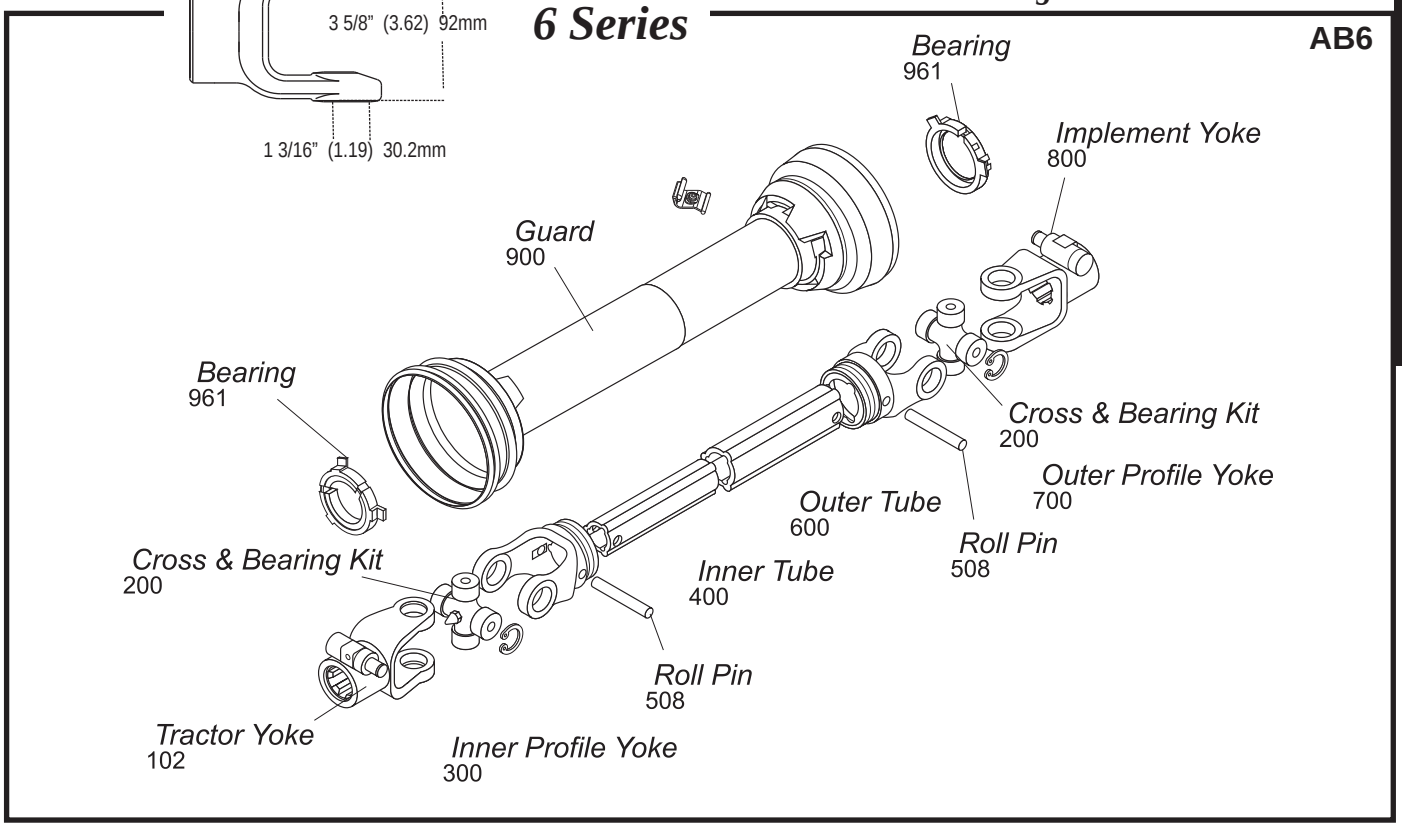

Cross & Bearing Kit and Outboard Yokes interchange with Walterscheid 220 Series

Tractor Yoke

Safety Slide Lock

Repair Kit —
*13004000
**13004020

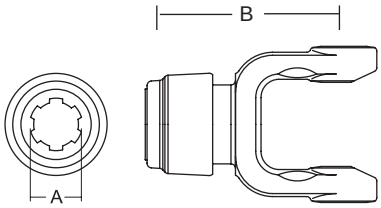

Stock Number	Dim."A" Bore	Dim. "B" mm	in.
101-8606*	1 3/8" x 6 Spl.	132.0	5.20"
101-8620**	1 3/4" x 20 Spl.	135.0	5.32"
101-8621*	1 3/8" x 21 Spl.	132.0	5.20"

Ball Shear

Repair Kit —
*13004000
**13004020

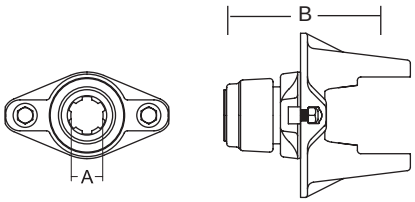

Stock Number	Dim."A" Bore	Dim. "B" mm	in.	Shear Bolt
104-8606*	1 3/8" x 6 Spl.	149.0	5.85"	3/8" - 16 Gr. 5
104-8620**	1 3/4" x 20 Spl.	162.0	6.37"	3/8" - 16 Gr. 5
104-8621*	1 3/8" x 21 Spl.	149.0	5.85"	3/8" - 16 Gr. 5

Replacement Shear Bolt Part No. 11-10445

Quick Disconnect

Repair Kit —
*13007138
**13007120

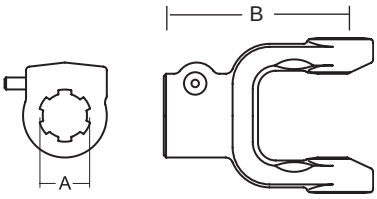

Stock Number	Dim."A" Bore	Dim. "B" mm	in.
102-8606*	1 3/8" x 6 Spl.	118.0	4.65"
102-8618*	1 3/8" Hex	117.0	4.61"
102-8620**	1 3/4" x 20 Spl.	120.0	4.72"
102-8621*	1 3/8" x 21 Spl.	118.0	4.65"

6 Series (cont'd.)

Cross & Bearing Kit
(R-Kit)
(Recommended 8 hour grease interval)

Snap Ring Located In Yoke

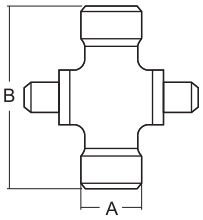

Stock Number	Dim. "A" mm	Dim. "A" in.	Dim. "B" mm	Dim. "B" in.
200-8692	30.2	1.19"	92.0	3.62"

Extended Lubrication Cross & Bearing Kit
(E-Kit)
(Recommended 50 hour grease interval)

Snap Ring Located In Yoke

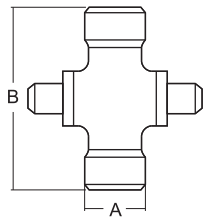

Stock Number	Dim. "A" mm	Dim. "A" in.	Dim. "B" mm	Dim. "B" in.
201-8692	30.2	1.19"	92.0	3.62"

Inner Profile Yoke

With Bearing Groove
(Guard must rotate freely on yoke)

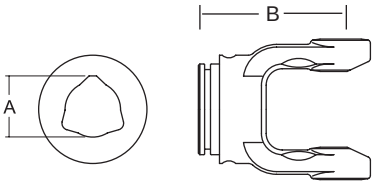

Stock Number	Dim. "A" mm	Dim. "A" in.	Dim. "B" mm	Dim. "B" in.
300-6645	45.2	1.78"	105.0	4.13"

Inner Tube

45.0 (3.9 Wall) mm
1.77" (.154" Wall)

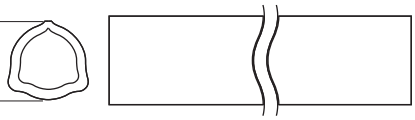

Stock Number	Length m	Length in.
400-6545	1.5	59 1/16" (59.06)
404-6545	1.0	39 3/8" (39.37)

Roll Pin

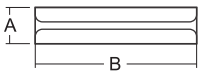

Stock Number	Dim. "A" mm	Dim. "A" in.	Dim. "B" mm	Dim. "B" in.
508-1080	10.0	.39"	80.0	3.15"

Outer Tube

54.0 (4.5 Wall) mm
2.13" (.18" Wall)

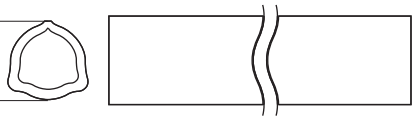

Stock Number	Length m	Length in.
600-6654	1.5	59 1/16" (59.06)
604-6654	1.0	39 3/8" (39.37)

Outer Profile Yoke

With Bearing Groove
(Guard must rotate freely on yoke)

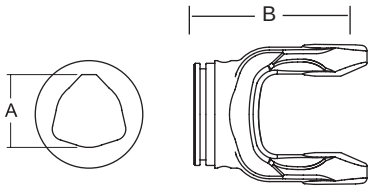

Stock Number	Dim. "A" mm	Dim. "A" in.	Dim. "B" mm	Dim. "B" in.
700-6654	54.2	2.13"	105.0	4.13"

Implement Yoke

Round Bore
With Keyway & Set Screw

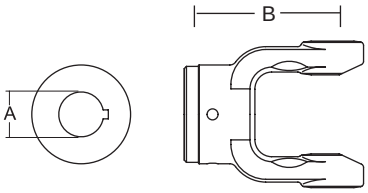

Stock Number	Dim. "A" mm	Dim. "A" in.	Dim. "B" mm	Dim. "B" in.	Standard Keyway mm	Standard Keyway in.
800-8610	31.8	1.25"	105.0	4.13"	6.4	.25"
800-8611	35.0	1.38"	105.0	4.13"	13.0	.31"
800-8624	38.1	1.50"	105.0	4.13"	9.5	.38"
800-8628	44.5	1.75"	108.0	4.25"	9.5	.38"
800-8635	35.0	1.38"	108.0	4.25"	10.0	.39"
800-8640	40.0	1.57"	108.0	4.25"	12.0	.47"

Shear Pin
With Pin Hole

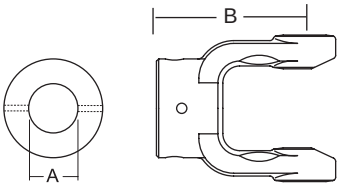

Stock Number	Dim. "A" mm	Dim. "A" in.	Dim. "B" mm	Dim. "B" in.	Pinhole mm	Pinhole in.
802-8611	34.9	1.38"	105.0	4.13"	12.9	.50"
802-8620	31.8	1.25"	105.0	4.13"	6.5	.25"

Implement Yoke - continued

Hex Bore

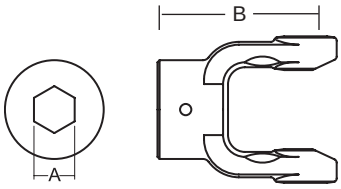

Stock Number	Dim. "A" mm	Dim. "A" in.	Dim. "B" mm	Dim. "B" in.
805-8618	28.9	1.14" Hex	105.0	4.13"

Clamp Yoke

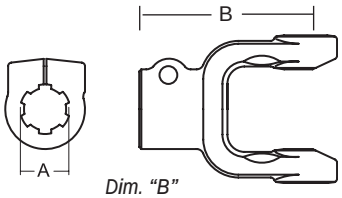

Stock Number	Dim. "A"	Dim. "B" mm	Dim. "B" in.
807-8606	1 3/8" x 6 Spl.	117.0	4.61"
807-8620	1 3/4" x 20 Spl.	120.0	4.72"
807-8621	1 3/8" x 21 Spl.	117.0	4.61"

Guard

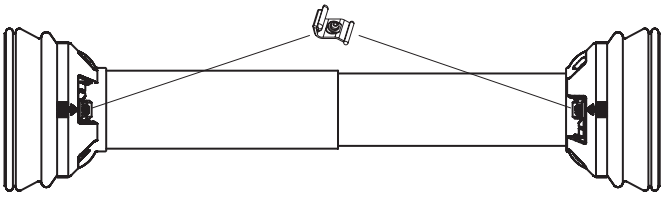

Order Bearings As Required

Stock Number	Fits Overall Driveline Length	Bearing Kit (2-per kit)
902-3548	48"	961-3567
902-3560	60"	961-3567

Assembly instructions included with guard bearing kit
Note: Guards must rotate freely on yokes

Guard Chain Kit

Part Number: 13006500 (2-per Kit)

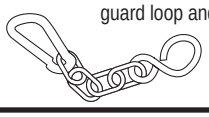

Insert the "S" hook through the guard loop and crimp shut

Easy Lock™ Replacement Kit

Part Number: 13005000 (4-per Kit)

Driveline

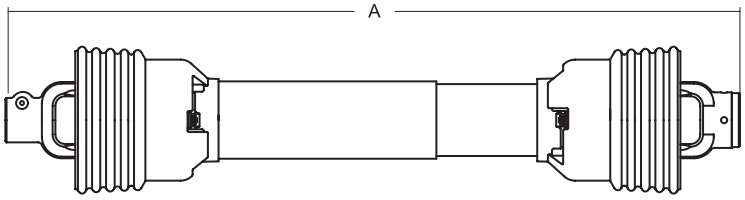

Stock Number	Overall Comp. Length Dim. "A"	Max. Running Length	Tractor Yoke	Implement Yoke
14006624	48"	70"	1 3/8" x 6 Spl. QD	1 1/2" Rd. w/3/8" Keyway
14006628	57"	83"	1 3/8" x 6 Spl. QD	1 3/4" Rd. w/3/8" Keyway
14006637	37"	50"	1 3/8" x 6 Spl. QD	1 3/8" x 6 Spl. QD
14006642	42"	57"	1 3/8" x 6 Spl. QD	1 3/8" x 6 Spl. QD
14006644	44"	60"	1 3/8" x 6 Spl. QD	1 3/8" x 6 Spl. QD
14006652	52"	76"	1 3/8" x 6 Spl. QD	1 3/8" Rd. w/Pinhole
14006655	55"	76"	1 3/8" x 6 Spl. QD	1 3/8" x 6 Spl. QD
14006657	57"	83"	1 3/8" x 6 Spl. QD	1 3/8" x 6 Spl. QD
14016624	48"	70"	1 3/8" x 21 Spl. QD	1 1/2" Rd. w/3/8" Keyway
14016666	66"	99"	1 3/8" x 21 Spl. QD	1 3/8" Rd. w/5/16" Keyway
14046648	48"	70"	1 3/8" x 6 Spl. QD	*
14046660	60"	89"	1 3/8" x 6 Spl. QD	*
14066644	44"	60"	1 3/8" x 21 Spl. QD	1 3/8" x 21 Spl. QD
14106654	54"	78"	1 3/8" x 6 Spl. QD	1 3/8" x 6 Spl. Clamp w/Friction Clutch
14106656	56"	80"	1 3/4" x 20 Spl. Clamp	1 3/4" x 20 Spl.Clamp w/Friction Clutch
14106660	60"	89"	1 3/8" x 6 Spl. QD	1 3/4" x 20 Spl.Clamp w/Friction Clutch
14106661	61"	92"	1 3/4" x 20 Spl. QD	1 3/4" x 20 Spl. Clamp w/Friction Clutch
14106664	64"	94"	1 3/4" x 20 Spl. Clamp	1 3/4" x 20 Spl. Clamp w/Friction Clutch
14116664	64"	94"	1 3/8" x 21 Spl. Clamp	1 3/8" x 21 Spl. Clamp w/Friction Clutch
14126654	57"	82"	1 3/8" x 6 Spl. QD	1 3/4"x 20 Spl. Clamp w/Friction Clutch
14126664	64"	94"	1 3/4" x 20 Spl. Clamp	1 3/8" x 6 Spl. Clamp w/Friction Clutch
14306639	39"	52"	1 3/8" x 6 Spl. QD	1 3/8" x 6 Spl. w/Overrunning Clutch
14406632	32"	41"	1 3/8" x 6 Spl. Safety Slide Lock	1 1/2" Rd. w/3/8" Keyway Ball Shear
14406639	39"	52"	1 3/8" x 6 Spl. Safety Slide Lock	1 3/8" x 6 Spl. Clamp Ball Shear

*Drivelines are furnished without Cross & Bearing Kit and Implement Yoke. Select kit and yoke as required.

7N Series

AB7N

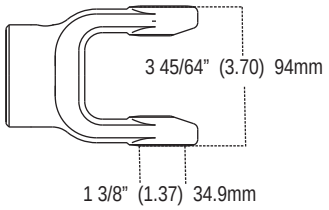

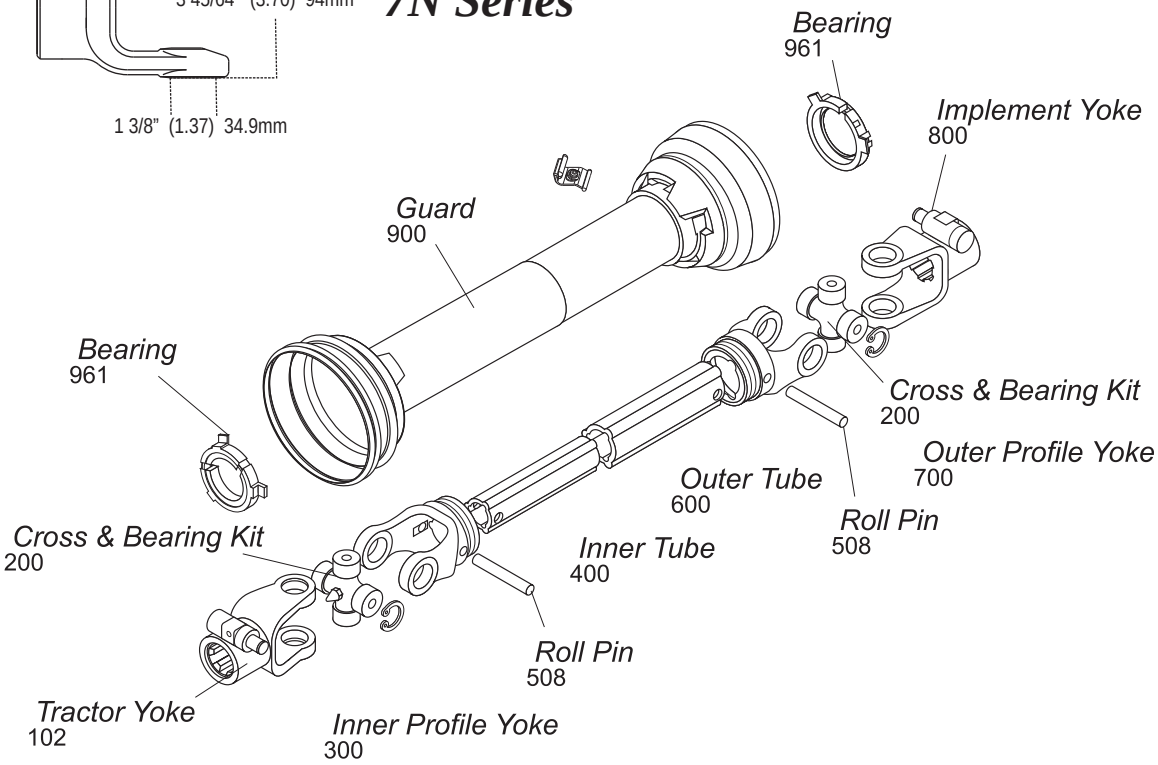

Tractor Yoke

Safety Slide Lock

Repair Kit —
**13004000*
***13004020*

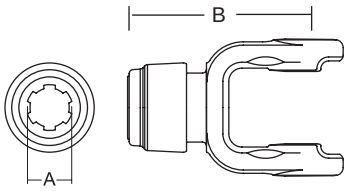

Stock Number	*Dim."A" Bore*	*Dim. "B" mm*	*in.*
101-6706*	1 3/8" x 6 Spl.	138.0	5.43"
101-6720**	1 3/4" x 20 Spl.	141.0	5.55"
101-6721*	1 3/8" x 21 Spl.	138.0	5.43"

Quick Disconnect

Repair Kit —
**13007138*
***13007120*

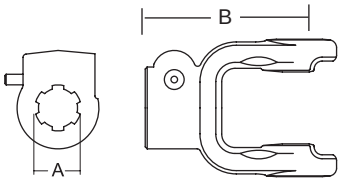

Stock Number	*Dim."A" Bore*	*Dim. "B" mm*	*in.*
102-6706*	1 3/8" x 6 Spl.	119.0	4.69"
102-6720**	1 3/4" x 20 Spl.	121.0	4.76"
102-6721*	1 3/8" x 21 Spl.	119.0	4.69"
102-6728**	1 3/4" x 6 Spl.	121.0	4.76"

Ball Shear

Repair Kit —
**13004000*

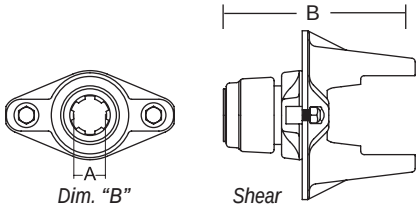

Stock Number	*Dim. "A"*	*Dim. "B" mm*	*in.*	*Shear Bolt*
104-6706*	1 3/8" x 6 Spl.	149.0	5.85"	3/8" - 16 Gr. 5
104-6721*	1 3/8" x 21 Spl.	149.0	5.85"	3/8" - 16 Gr. 5

Replacement Shear Bolt Part No. 11-10445

Cross & Bearing Kit

(R-Kit)

(Recommended 8 hour grease interval)

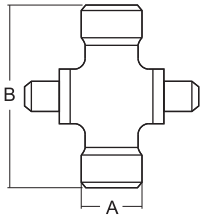

Snap Ring Located In Yoke

Stock Number	*Dim. "A" mm*	*in.*	*Dim. "B" mm*	*in.*
200-6794	34.9	1.37"	94.0	3.70"

Extended Lubrication Cross & Bearing Kit

(E-Kit)

(Recommended 50 hour grease interval)

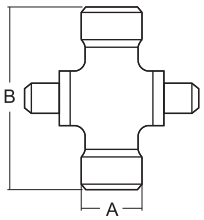

Snap Ring Located In Yoke

Stock Number	*Dim. "A" mm*	*in.*	*Dim. "B" mm*	*in.*
201-6794	34.9	1.37"	94.0	3.70"

AB7*

Stock Number	*Dim. "A" mm*	*in.*	*Dim. "B" mm*	*in.*
200-8706	30.2	1.19"	106.5	4.19"
201-8706	30.2	1.19"	106.5	4.19"

**Old Bondioli & Pavesi 7 Series is interchangeable with Walterscheid 230 Series.*
Original part identification begins with 23.

Inner Profile Yoke

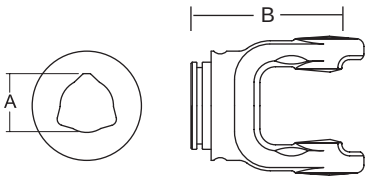

With Bearing Groove
(Guard must rotate freely on yoke)

Stock Number	Dim. "A" mm	Dim. "A" in.	Dim. "B" mm	Dim. "B" in.
300-6745	45.2	1.78"	107.0	4.21"

Outer Tube

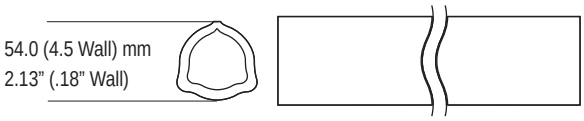

Stock Number	Length m	Length in.
600-6654	1.5	59.06"
604-6654	1.0	39.37"

Inner Tube

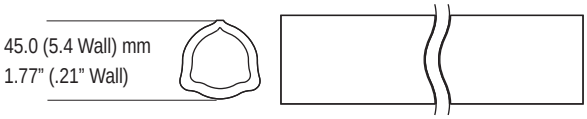

Stock Number	Length m	Length in.
400-6745	1.5	59.06"
404-6745	1.0	39.37"

Outer Profile Yoke

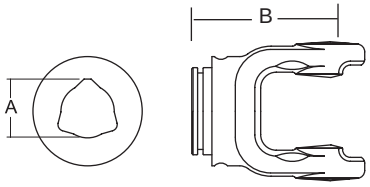

With Bearing Groove
(Guard must rotate freely on yoke)

Stock Number	Dim. "A" mm	Dim. "A" in.	Dim. "B" mm	Dim. "B" in.
700-6754	54.2	2.13"	107.0	4.21"

Roll Pin

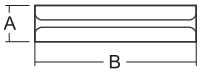

Stock Number	Dim. "A" mm	Dim. "A" in.	Dim. "B" mm	Dim. "B" in.
508-1080	10.0	.39"	80.0	3.15"

Implement Yoke

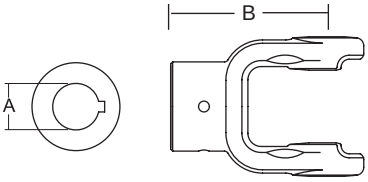

Round Bore
With Keyway & Set Screw

Stock Number	Dim. "A" mm	Dim. "A" in.	Dim. "B" mm	Dim. "B" in.	Standard keyway mm	Standard keyway in.
800-6722	35.0	1.38"	119.0	4.69"	8.0	.31"
800-6728	44.5	1.75"	119.0	4.69"	9.5	.38"
800-6740	40.0	1.57"	119.0	4.69"	12.7	.50"

7N Series (cont'd.)

Guard

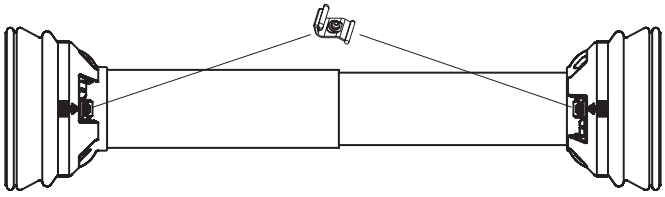

Order Bearings As Required

Stock Number	*Fits Overall Driveline Length*	*Bearing Kit (2-per kit)*
902-3548	48"	961-3567
902-3560	60"	961-3567

Assembly instructions included with guard bearing kit
NOTE: Guards must rotate freely on yokes

Easy Lock™ Replacement Kit

Part Number: 13005000 (4-per Kit)

Guard Chain Kit

Part Number: 13006500 (2-per Kit)

Driveline

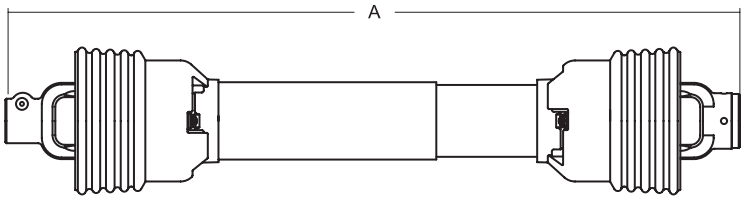

Stock Number	*Overall Comp. Length Dim. "A"*	*Max. Running Length*	*Tractor Yoke*	*Implement Yoke*
14006748	48"	70"	1 3/8" x 6 Spl. QD	1 3/4" Rd. w/3/8" Keyway
14046748	48"	70"	1 3/8" x 6 Spl. QD	*
14046760	60"	83"	1 3/8" x 6 Spl. QD	*

**Drivelines are furnished without Cross & Bearing Kit and Implement Yoke. Select kit and yoke as required.*

8 Series

AB8

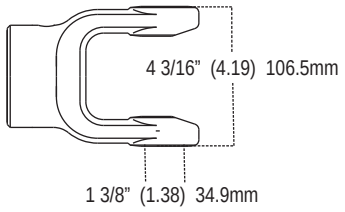

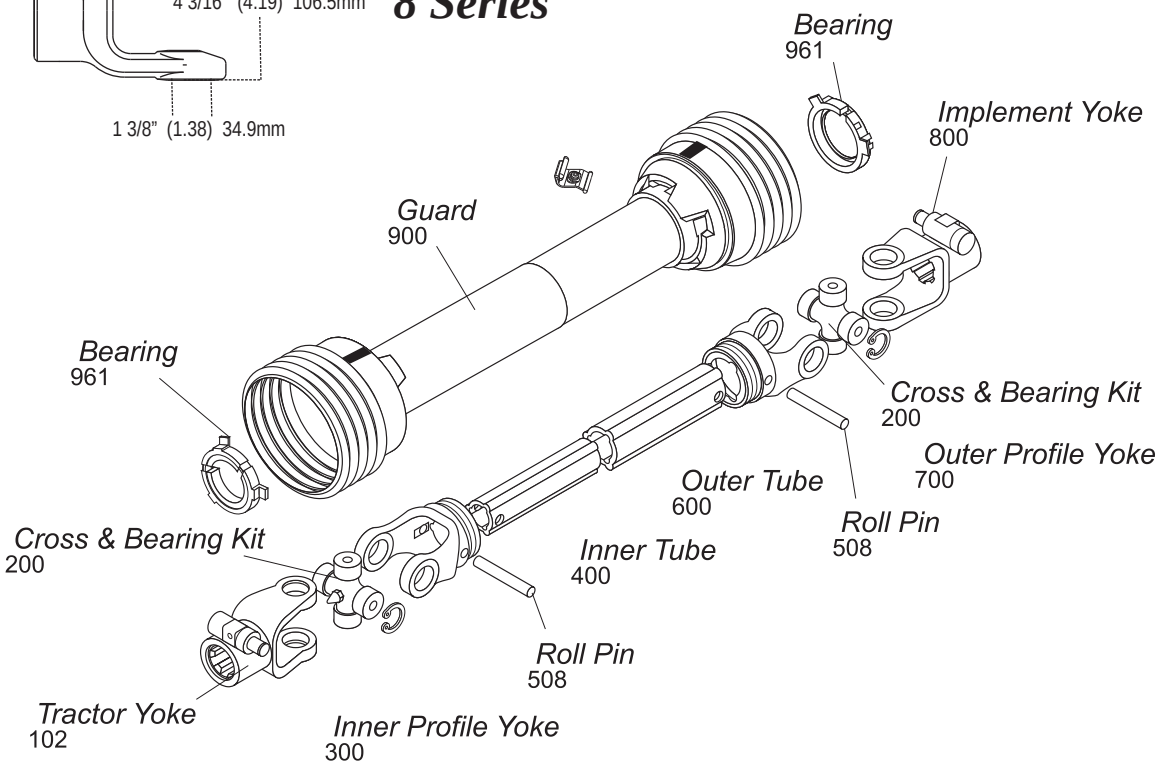

Tractor Yoke

Safety Slide Lock

Repair Kit —
*13004000
**13004020

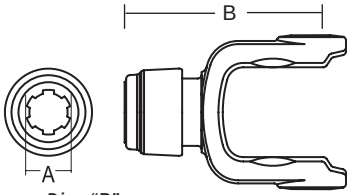

Stock Number	Dim."A" Bore	Dim. "B" mm	in.
101-6806*	1 3/8" x 6 Spl.	145.0	5.71"
101-6820**	1 3/4" x 20 Spl.	149.0	5.87"
101-6821*	1 3/8" x 21 Spl.	145.0	5.71"

Quick Disconnect

Repair Kit —
*13007138
**13007120

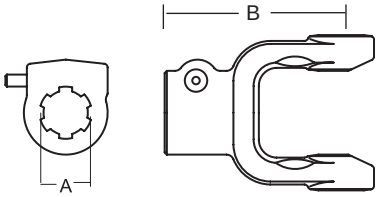

Stock Number	Dim."A" Bore	Dim. "B" mm	in.
102-6806*	1 3/8" x 6 Spl.	126.0	4.96"
102-6820**	1 3/4" x 20 Spl.	129.0	5.08"
102-6821*	1 3/8" x 21 Spl.	126.0	4.96"
102-6828**	1 3/4" x 6 Spl.	129.0	5.08"

Ball Shear

Repair Kit —
*13004000
**13004020

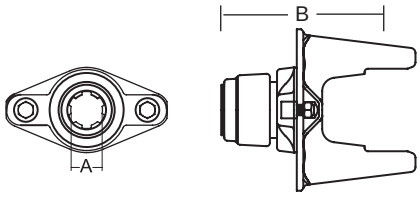

Stock Number	Dim."A" Bore	Dim. "B" mm	in.	Shear Bolt
104-6806*	1 3/8" x 6 Spl.	155.0	6.12"	3/8" - 16 Gr. 5
104-6820**	1 3/4" x 20 Spl.	169.0	6.64"	3/8" - 16 Gr. 5
104-6821*	1 3/8" x 21 Spl.	155.0	6.12"	3/8" - 16 Gr. 5

Replacement Shear Bolt Part No. 11-10445

Auto-Lok

Repair Kit —
*13004000

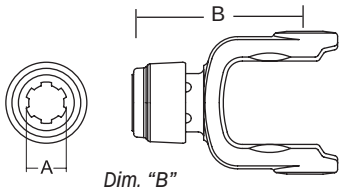

Stock Number	Dim. "A"	Dim. "B" mm	in.
110-6806*	1 3/8" x 6 Spl.	145.0	5.71"

Cross & Bearing Kit
(R-Kit)

(Recommended 8 hour grease interval)

Snap Ring Located In Yoke

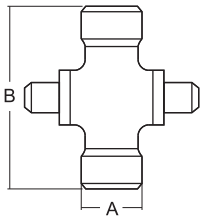

Stock Number	Dim. "A" mm	in.	Dim. "B" mm	in.
200-6806	34.9	1.38"	106.5	4.19"

Extended Lubrication Cross & Bearing Kit
(E-Kit)

(Recommended 50 hour grease interval)

Snap Ring Located In Yoke

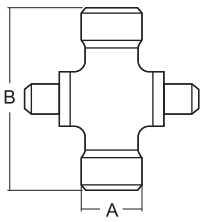

Stock Number	Dim. "A" mm	in.	Dim. "B" mm	in.
201-6806	34.9	1.38"	106.5	4.19"

8 Series (cont'd.)

Inner Profile Yoke

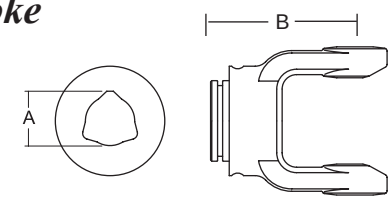

With Bearing Groove
(Guard must rotate freely on yoke)

Stock Number	Dim. "A" mm	Dim. "A" in.	Dim. "B" mm	Dim. "B" in.
300-6845*	45.2	1.78"	120.0	4.72"
300-6854	54.2	2.13"	120.0	4.72"

*Old Series 8

Outer Profile Yoke

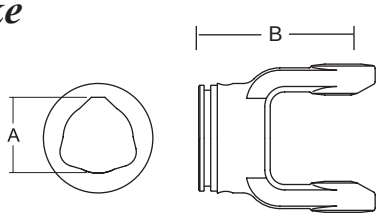

With Bearing Groove
(Guard must rotate freely on yoke)

Stock Number	Dim. "A" mm	Dim. "A" in.	Dim. "B" mm	Dim. "B" in.
700-6863	63.0	2.48"	120.0	4.72"

Inner Tube

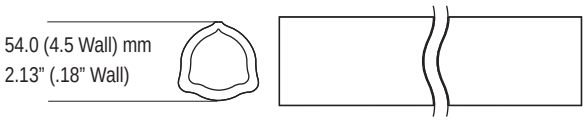

Stock Number	Length m	Length in.
600-6654	1.5	59.06"
604-6654	1.0	39.37"

Implement Yoke

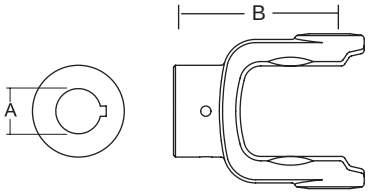

Round Bore
With Keyway & Set Screw

Stock Number	Dim. "A" mm	Dim. "A" in.	Dim. "B" mm	Dim. "B" in.	Standard keyway mm	Standard keyway in.
800-6822	35.0	1.38"	117.0	4.61"	8.0	.31"
800-6824	38.1	1.50"	120.0	4.72"	9.5	.37"
800-6828	44.5	1.75"	120.0	4.72"	9.5	.37"
800-6832	50.8	2.00"	120.0	4.72"	12.7	.5"

Roll Pin

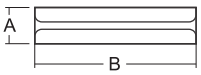

Stock Number	Dim. "A" mm	Dim. "A" in.	Dim. "B" mm	Dim. "B" in.
508-0880	8.0	.31"	80.0	3.15"
508-1280	12.0	.47"	80.0	3.15"

Spline Bore

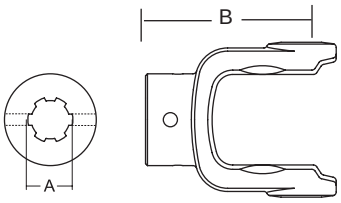

With Pinhole

Stock Number	Dim. "A"	Dim. "B" mm	Dim. "B" in.	Pinhole mm	Pinhole in.
801-6806	1 3/8" x 6 Spl.	117.0	4.61"	7.93	.312"

Outer Tube

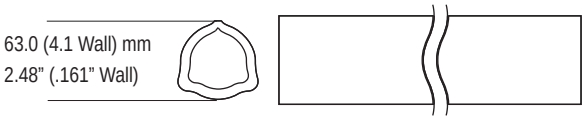

Stock Number	Length m	Length in.
600-6863	1.5	59.06"
604-6863	1.0	39.37"

Clamp Yoke

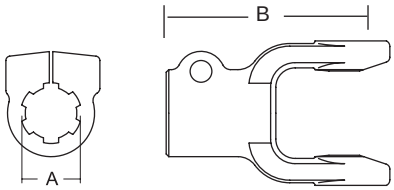

Stock Number	Dim. "A"	Dim. "B" mm	Dim. "B" in.
807-6806	1 3/8" x 6 Spl.	124.0	4.88"
807-6820	1 3/4" x 20 Spl.	129.0	5.08"
807-6821	1 3/8" x 21 Spl.	124.0	4.88"

Guard

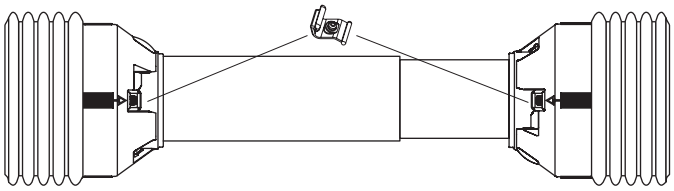

Order Bearings As Required

Stock Number	Fits Overall Driveline Length	Bearing Kit (2-per kit)
900-4548	48"	961-4589
900-4560	60"	961-4589

Assembly instructions included with guard bearing kit
Note: Guards must rotate freely on yokes

Easy Lock™ Replacement Kit

Part Number: 13005000 (4-per Kit)

Guard Chain Kit

Part Number: 13006500 (2-per Kit)

Driveline

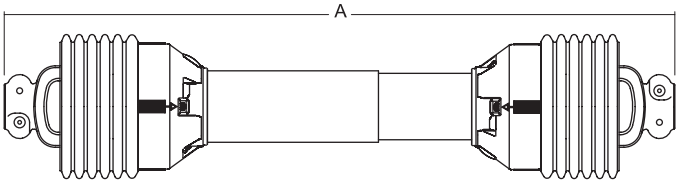

Stock Number	Overall Comp. Length Dim. "A"	Max. Running Length	Tractor Yoke	Implement Yoke
14006828	57"	83"	1 3/8" x 6 Spl. QD	1 3/4" Rd. w/3/8" Keyway
14006846	46"	63"	1 3/8" x 6 Spl. QD	1 3/8" x 6 Spl. QD
14006857	57"	65"	1 3/8" x 6 Spl. QD	1 3/8" x 6 Spl. QD
14046848	48"	70"	1 3/8" x 6 Spl. QD	*
14046860	60"	86"	1 3/8" x 6 Spl. QD	*
14066846	46"	63"	1 3/8" x 21 Spl. QD	1 3/8" x 21 Spl. QD
14406832	32"	40"	1 3/8" x 6 Spl. Safety Slide Lock	1 1/2" Rd. w/3/8" Keyway Shear Bolt Yoke

Drivelines are furnished without Cross & Bearing Kit and Implement Yoke. Select kit and yoke as required.

9 Series

AB9

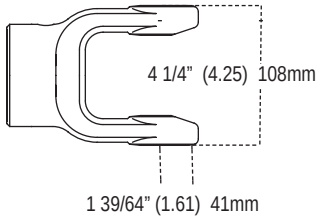

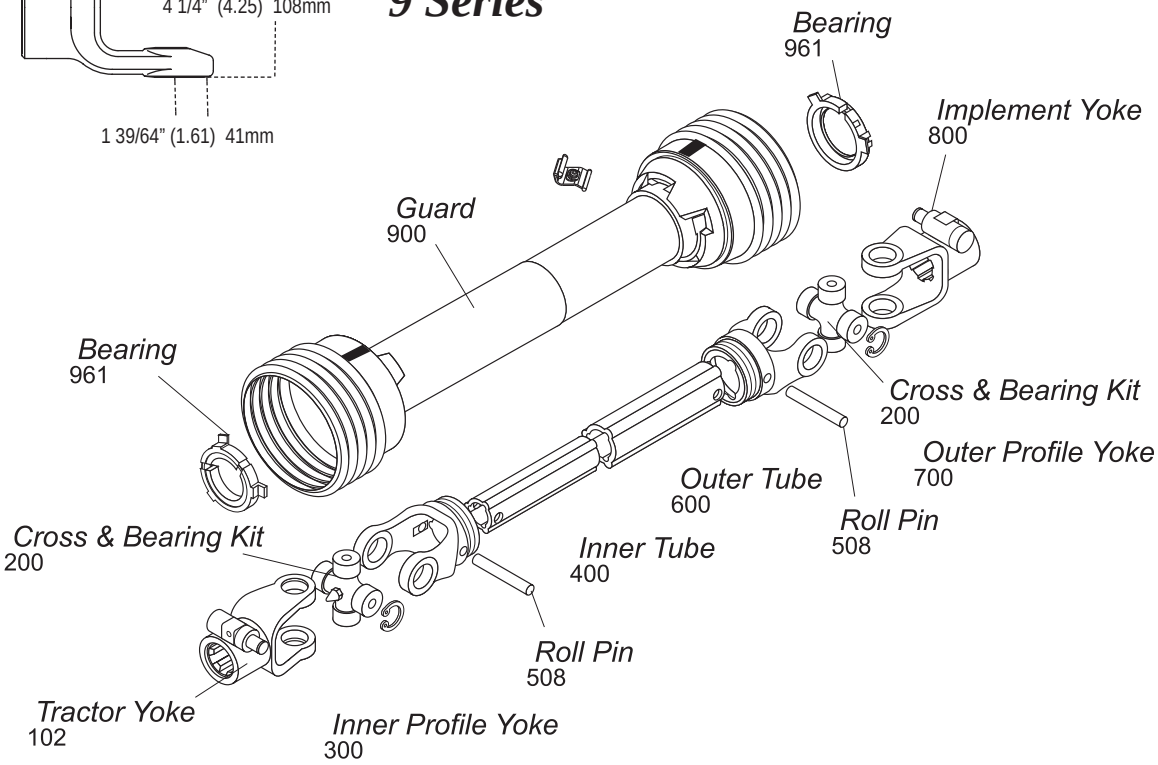

Tractor Yoke

Safety Slide Lock

Repair Kit —
*13004000
**13004020

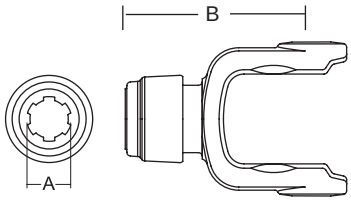

Stock Number	Dim."A" Bore	Dim. "B" mm	in.
101-6906*	1 3/8" x 6 Spl.	150.0	5.91"
101-6920**	1 3/4" x 20 Spl.	150.0	5.91"
101-6921*	1 3/8" x 21 Spl.	150.0	5.91"

Cross & Bearing Kit

(R-Kit)

(Recommended 8 hour grease interval)

Snap Ring Located In Yoke

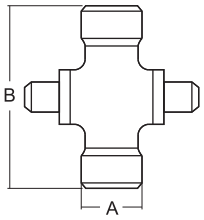

Stock Number	Dim. "A" mm	in.	Dim. "B" mm	in.
200-6908	41.0	1.61"	108	4.25"

Quick Disconnect

Repair Kit —
*13007138
**13007120

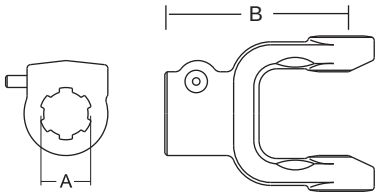

Stock Number	Dim."A" Bore	Dim. "B" mm	in.
102-6906*	1 3/8" x 6 Spl.	128.0	5.04"
102-6920**	1 3/4" x 20 Spl.	131.0	5.16"
102-6921*	1 3/8" x 21 Spl.	128.0	5.04"

Extended Lubrication Cross & Bearing Kit

(E-Kit)

(Recommended 50 hour grease interval)

Snap Ring Located In Yoke

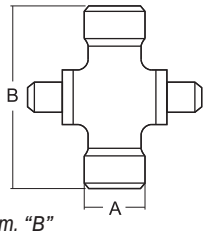

Stock Number	Dim. "A" mm	in.	Dim. "B" mm	in.
201-6908	41.0	1.61"	108	4.25"

Inner Profile Yoke

With Bearing Groove
(Guard must rotate freely on yoke)

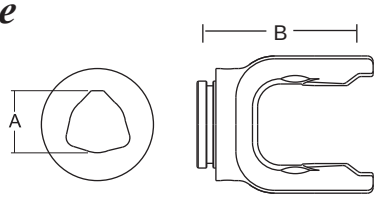

Stock Number	Dim. "A" mm	Dim. "A" in.	Dim. "B" mm	Dim. "B" in.
300-6954	54.2	2.13"	123.0	4.84"

Outer Tube

63.0 (4.1 Wall) mm
2.48" (.16" Wall)

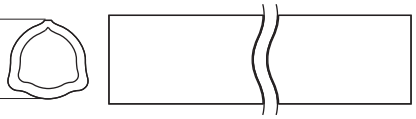

Stock Number	Length m	Length in.
600-6863	1.5	59.06"
604-6863	1.0	39.37"

Inner Profile Tube

54.0 (4.9 Wall) mm
2.13" (.19" Wall)

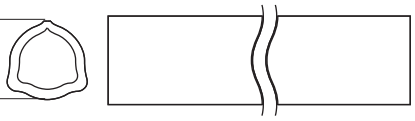

Stock Number	Length m	Length in.
400-6954	1.5	59.06"
404-6954	1.0	39.37"

Outer Profile Yoke

With Bearing Groove
(Guard must rotate freely on yoke)

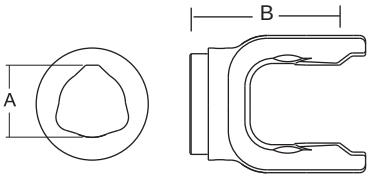

Stock Number	Dim. "A" mm	Dim. "A" in.	Dim. "B" mm	Dim. "B" in.
700-6963	63.0	2.48"	123.0	4.84"

Roll Pin

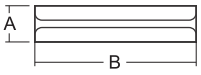

Stock Number	Dim. "A" mm	Dim. "A" in.	Dim. "B" mm	Dim. "B" in.
508-1080	10.0	.39"	80.0	3.15"
508-1280	12.0	.47"	80.0	3.15"

Implement Yoke

Round Bore
With Keyway & Set Screw

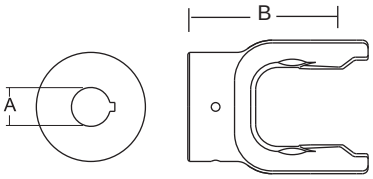

Stock Number	Dim. "A" mm	Dim. "A" in.	Dim. "B" mm	Dim. "B" in.	Standard keyway mm	Standard keyway in.
800-6922	35.0	1.38"	131.0	5.16"	8.0	.31"
800-6924	38.1	1.50"	131.0	5.16"	9.5	.38"

9 Series (cont'd.)

Guard

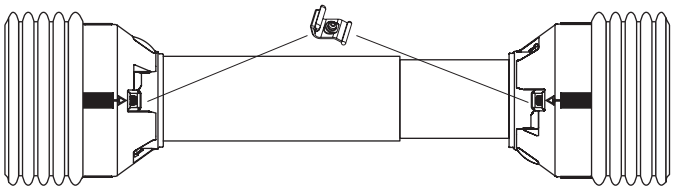

Order Bearings As Required

Stock Number	*Fits Overall Driveline Length*	*Bearing Kit (2-per kit)*
900-4548	48"	961-4589
900-4560	60"	961-4589

Assembly instructions included with guard bearing kit
Note: Guards must rotate freely on yokes

Easy Lock™ Replacement Kit

Part Number: 13005000 (4-per Kit)

Guard Chain Kit



Part Number: 13006500 (2-per Kit)

Driveline

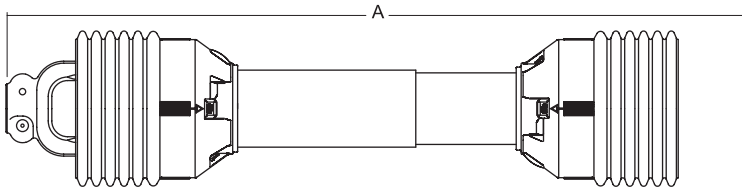

Stock Number	*Overall Comp. Length Dim. "A"*	*Max. Running Length*	*Tractor Yoke*	*Implement Yoke*
14046948	48"	70"	1 3/8" x 6 Spl. QD	*
14046960	60"	86"	1 3/8" x 6 Spl. QD	*

**Drivelines are furnished without Cross & Bearing Kit and Implement Yoke. Select kit and yoke as required.*

2100/100Series

AW10

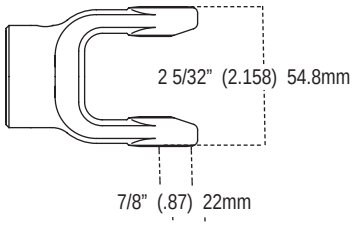

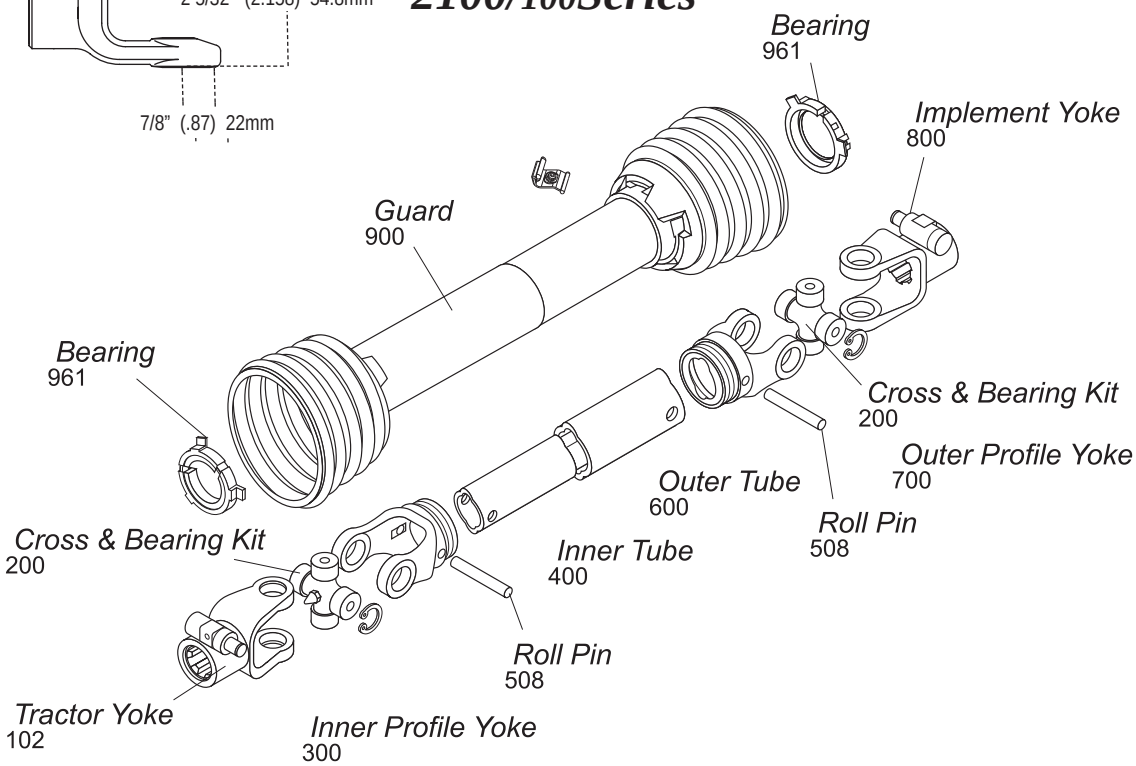

Tractor Yoke

Safety Slide Lock

Repair Kit —
*19-15094

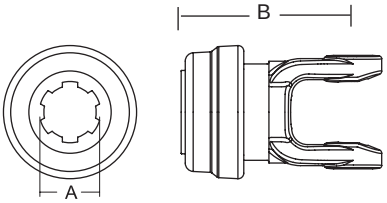

Stock Number	Dim. "A"	Dim. "B" mm	Dim. "B" in.
101-7106*	1 3/8" x 6 Spl.	98.0	3.86"
101-7121*	1 3/8" x 21 Spl.	98.0	3.86"

Cross & Bearing Kit
(R-Kit)

(Recommended 8 hour grease interval)

Snap Ring Located In Yoke

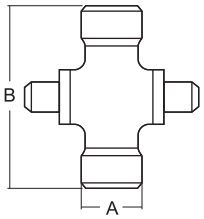

Stock Number	Dim. "A" mm	Dim. "A" in.	Dim. "B" mm	Dim. "B" in.
200-7155	22.0	.87"	54.8	2.158"

Quick Disconnect

Repair Kit —
*13007138

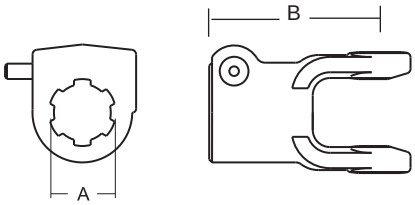

Stock Number	Dim. "A"	Dim. "B" mm	Dim. "B" in.
102-7106*	1 3/8" x 6 Spl.	89.0	3.5"
102-7121*	1 3/8" x 21 Spl.	89.0	3.5"

Extended Lubrication Cross & Bearing Kit
(E-Kit)

(Recommended 50 hour grease interval)

Snap Ring Located In Yoke

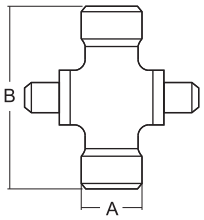

Stock Number	Dim. "A" mm	Dim. "A" in.	Dim. "B" mm	Dim. "B" in.
201-7155	22.0	.87"	54.8	2.158"

Inner Profile Yoke

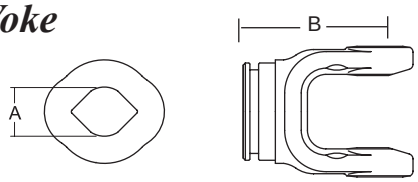

With Bearing Groove

(Guard must rotate freely on yoke)

Stock Number	Dim. "A" mm	Dim. "A" in.	Dim. "B" mm	Dim. "B" in.
300-7123	23.8	.94"	66.0	2.6"

Outer Profile Yoke

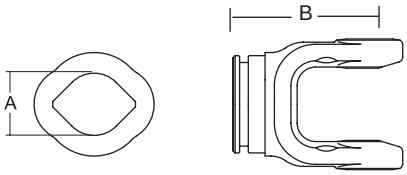

With Bearing Groove

(Guard must rotate freely on yoke)

Stock Number	Dim. "A" mm	Dim. "A" in.	Dim. "B" mm	Dim. "B" in.
700-7130	30	1.18"	66.0	2.6"

Inner Tube

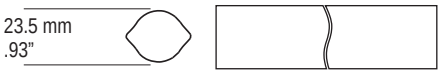

Stock Number	Length m	Length in.
400-7123	1.5	59.06"
404-7123	1.0	39.37"

Implement Yoke

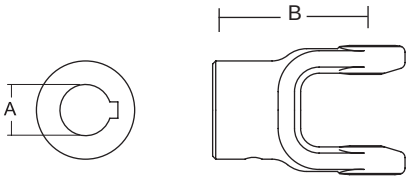

Round Bore

With Keyway & Set Screw

Stock Number	Dim. "A" mm	Dim. "A" in.	Dim. "B" mm	Dim. "B" in.	Standard keyway mm	Standard keyway in.
800-7125	25.0	.98"	78.0	3.07"	8.0	.31"
800-7130	30.0	1.18"	78.0	3.07	8.0	.31"

Roll Pin

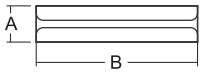

Stock Number	Dim. "A" mm	Dim. "A" in	Dim. "B" mm	Dim. "B" in.
508-0850	8.0	.31"	50.0	1.97"

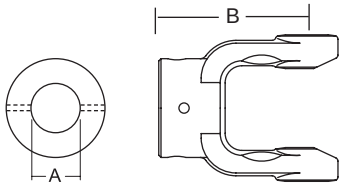

Shear Pin

With Pin Hole

Stock Number	Dim. "A" mm	Dim. "A" in.	Dim. "B" mm	Dim. "B" in.	Pinhole mm	Pinhole in.
802-7110	31.8	1.25"	78.0	3.07"	6.35	.25"
802-7125	25.0	.98"	78.0	3.07"	8.00	.315"
802-7130	30.0	1.18"	78.0	3.07"	10.00	.394

Outer Tube

Stock Number	Length m	Length in.
600-7130	1.5	59.06"
604-7130	1.0	39.37"

Guard

Order Bearings As Required

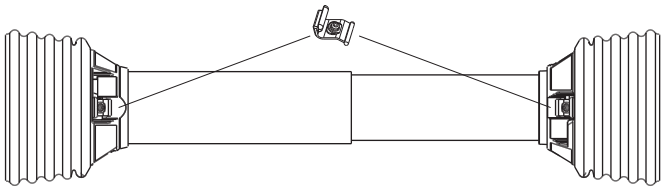

Stock Number	Fits Overall Driveline Length	Bearing Kit (2-per kit)
900-2548	48"	961-5005
900-2560	60"	961-5005

Assembly instructions included with guard bearing kit
Note: Guards must rotate freely on yokes

Easy Lock™ Replacement Kit

Part Number: 13005000 (4-per Kit)



Guard Chain Kit

Part Number: 13006500 (2-per Kit)

Insert the "S" hook through the guard loop and crimp shut

2200/200Series

AW20

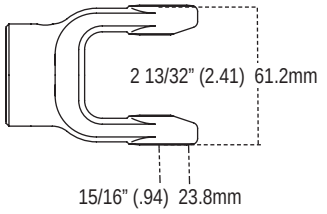

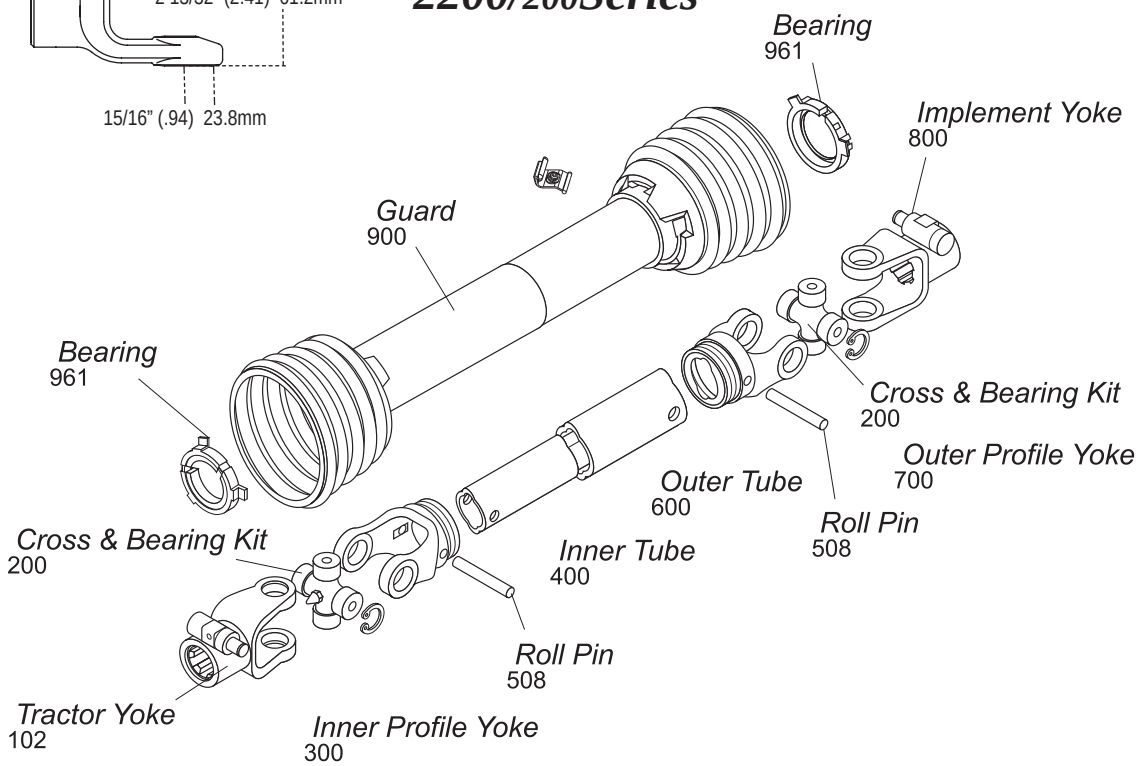

Cross & Bearing Kit and Outboard Yokes interchange with Bondioli 2 Series

Tractor Yoke

Safety Slide Lock

Repair Kit —
*19-15094

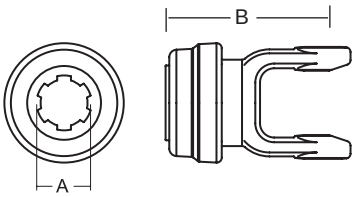

Stock Number	Dim. "A"	Dim. "B" mm	Dim. "B" in.
101-8206*	1 3/8" x 6 Spl.	106.0	4.17"
101-8221*	1 3/8" x 21 Spl	105.0	4.13".

Cross & Bearing Kit
(R-Kit)

(Recommended 8 hour grease interval)

Snap Ring Located In Yoke

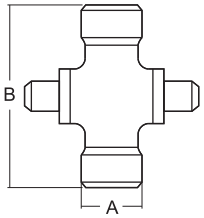

Stock Number	Dim. "A" mm	Dim. "A" in.	Dim. "B" mm	Dim. "B" in.
200-8261	23.8	.94"	61.2	2.41"

Quick Disconnect

Repair Kit —
*13007138

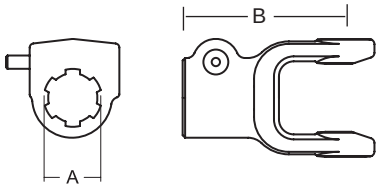

Stock Number	Dim. "A"	Dim. "B" mm	Dim. "B" in.
102-8206*	1 3/8" x 6 Spl	98.0	3.86".
102-8218*	1 1/8" x 6 Spl.	94.0	3.70"
102-8221*	1 3/8" x 21 Spl.	98.0	3.86"

Extended Lubrication Cross & Bearing Kit
(E-Kit)

(Recommended 50 hour grease interval)

Snap Ring Located In Yoke

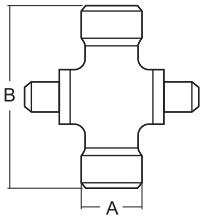

Stock Number	Dim. "A" mm	Dim. "A" in.	Dim. "B" mm	Dim. "B" in.
201-8261	23.8	.94	61.2	2.41"

Inner Profile Yoke

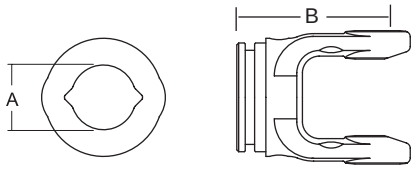

With Bearing Groove
(Guard must rotate freely on yoke)

Stock Number	Dim. "A" mm	Dim. "A" in.	Dim. "B" mm	Dim. "B" in.
300-7234	34.5	1.36"	75.0	2.95"

Outer Profile Yoke

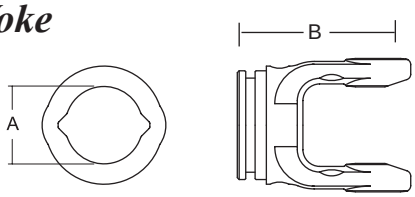

With Bearing Groove
(Guard must rotate freely on yoke)

Stock Number	Dim. "A" mm	Dim. "A" in.	Dim. "B" mm	Dim. "B" in.
700-7241	41.3	1.63	75.0	2.95"

Inner Tube

Stock Number	Length m	Length in.
400-7234	1.5	59.06"
404-7234	1.0	39.37"

Implement Yoke

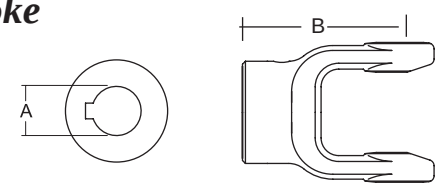

Round Bore
With Keyway & Set Screw

Stock Number	Dim. "A" mm	Dim. "A" in.	Dim. "B" mm	Dim. "B" in.	Standard keyway mm	Standard keyway in.
800-8225	25.0	.98"	80.0	3.15"	8.0	.31"
800-8208	25.4	1.0"	80.0	3.15"	6.4	.25"
800-8230	30.0	1.18"	80.0	3.15"	8.0	.31"
800-8210	31.8	1.25"	80.0	3.15"	6.4	.25"
800-8211	34.9	1.38"	80.0	3.15"	8.0	.31"
800-8218	28.6	1.13"	80.0	3.15"	6.4	.25"
800-8220	31.8	1.25"	80.0	3.15"	8.0	.31"

Roll Pin

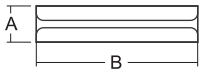

Stock Number	Dim. "A" mm	Dim. "A" in	Dim. "B" mm	Dim. "B" in.
508-1060	10.0	.39"	60.0	2.36"

Outer Tube

Stock Number	Length m	Length in.
600-7241	1.5	59.06"
604-7241	1.0	39.37"

Shear Pin

With Pin Hole

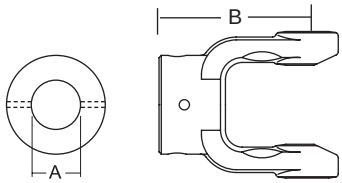

Stock Number	Dim. "A" mm	Dim. "A" in.	Dim. "B" mm	Dim. "B" in.	Pinhole mm	Pinhole in.
802-8220	31.8	1.25"	80.0	3.15"	6.35	.25"
802-8222	35.0	1.38"	92.0	3.62"	12.9	.50"
802-8225	25.0	.98"	80.0	3.15"	8.0	.315"
802-8230	30.0	1.18"	80.0	3.15"	10.0	.394"

Guard

Order Bearings As Required

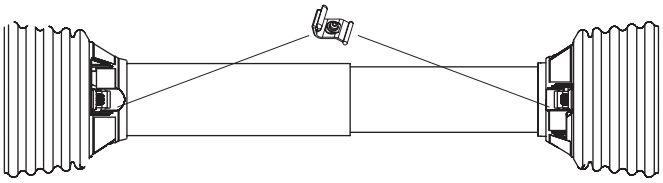

Stock Number	Fits Overall Driveline Length	Bearing Kit (2-per kit)
900-2548	48"	961-0251
900-2560	60"	961-0251

Assembly instructions included with guard bearing kit
Note: Guards must rotate freely on yokes

Easy Lock™ Replacement Kit

Part Number: 13005000 (4-per Kit)

Guard Chain Kit

Part Number: 13006500 (2-per Kit)

Insert the "S" hook through the guard loop and crimp shut

I Series

AW11

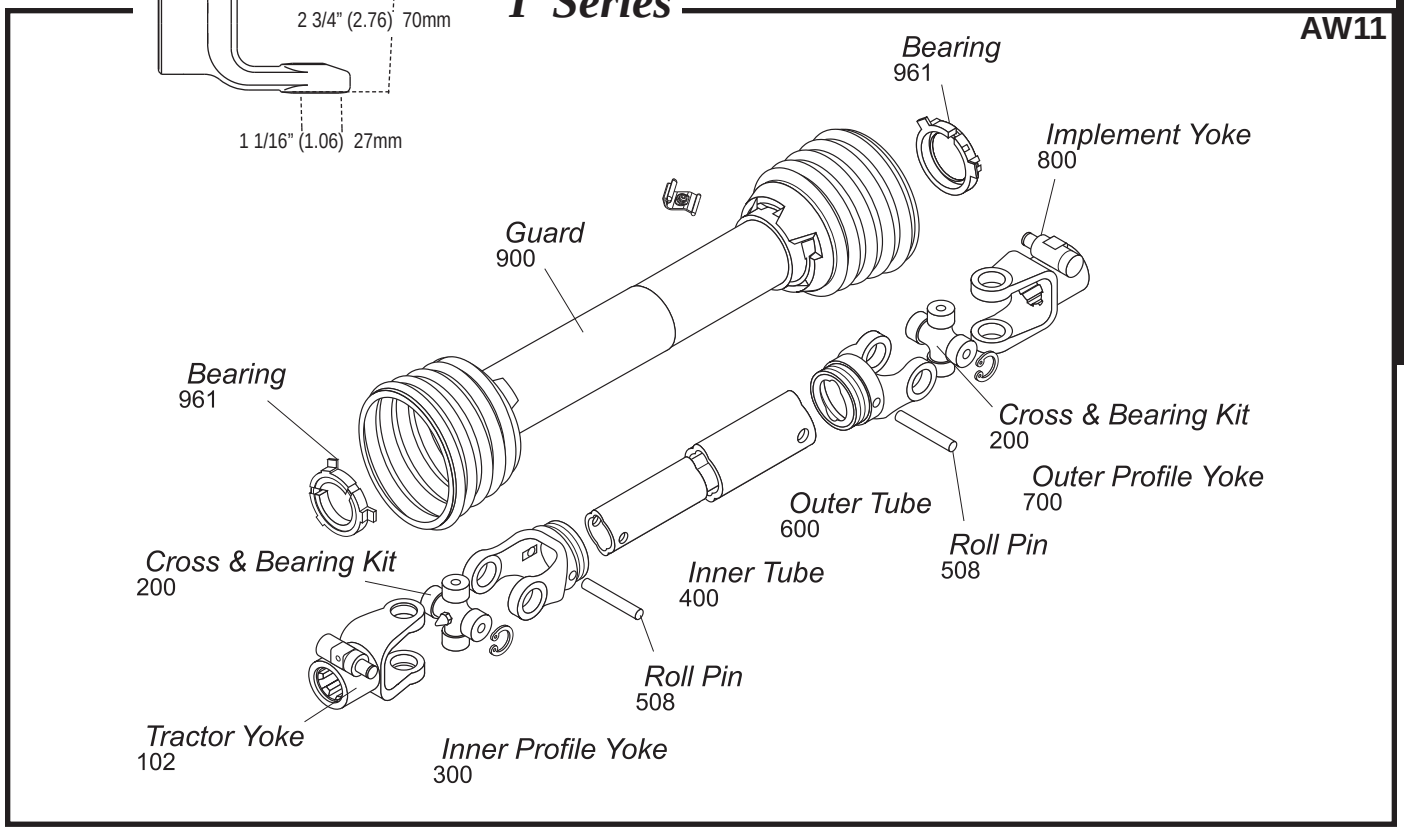

Cross & Bearing Kit and Outboard Yokes interchange with Bondioli 3 Series

Tractor Yoke

Safety Slide Lock
*Repair Kit — *19-15094*

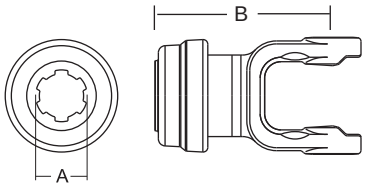

Stock Number	Dim. "A" Bore	Dim. "B" mm	in.
101-8306*	1 3/8" x 6 Spl.	120.0	4.72"
101-8321*	1 3/8" x 21 Spl.	120.0	4.72"

Cross & Bearing Kit

(R-Kit)
(Recommended 8 hr. grease interval)

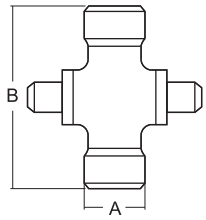

Snap Ring Located In Yoke

Stock Number	Dim. "A" mm	in.	Dim. "B" mm	in.
200-8370	27.0	1.06"	70.0	2.76"

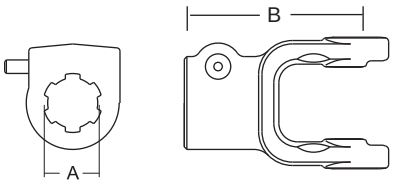

Quick Disconnect
*Repair Kit — *13007138*

Stock Number	Dim. "A" Bore	Dim. "B" mm	in.
102-8306*	1 3/8" x 6 Spl.	102.0	4.02"
102-8321*	1 3/8" x 21 Spl.	102.0	4.02"

Extended Lubrication Cross & Bearing Kit

(E-Kit)
(Recommended 50 hr. grease interval)

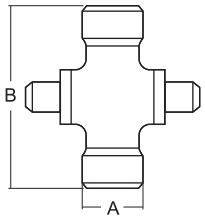

Snap Ring Located In Yoke

Stock Number	Dim. "A" mm	in.	Dim. "B" mm	in.
201-8370	27.0	1.06"	70.0	2.76"

I Series (cont'd.)

Inner Profile Yoke

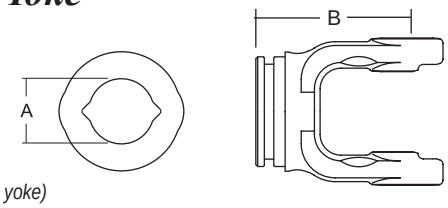

With Bearing Groove
(Guard must rotate freely on yoke)

Stock Number	Dim. "A" mm	Dim. "A" in.	Dim. "B" mm	Dim. "B" in.
300-7334	34.5	1.36"	80.0	3.15"

Inner Tube

Stock Number	Length m	Length in.
400-7234	1.5	59.06"
404-7234	1.0	39.37"

Roll Pin

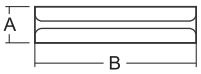

Stock Number	Dim. "A" mm	Dim. "A" in.	Dim. "B" mm	Dim. "B" in.
508-1065	10.0	.39"	65.0	2.56"

Outer Tube

Stock Number	Length m	Length in.
600-7241	1.5	59.06"
604-7241	1.0	39.37"

Easy Lock™ Replacement Kit

Part Number: 13005000 (4-per Kit)

Guard

Order Bearings As Required

Stock Number	Overall Driveline Length	Bearing Kit (2-per kit)
900-2548	48"	961-0251
900-2560	60"	961-0251

Assembly instructions included with guard bearing kit
NOTE: Guards must rotate freely on yokes

Outer Profile Yoke

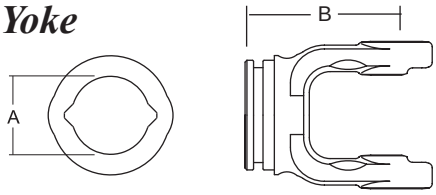

With Bearing Groove
(Guard must rotate freely on yoke)

Stock Number	Dim. "A" mm	Dim. "A" in.	Dim. "B" mm	Dim. "B" in.
700-7341	41.3	1.63"	80.0	3.15"

Implement Yoke

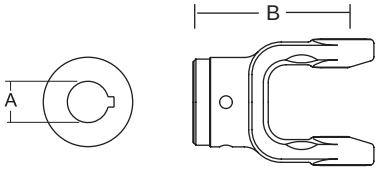

Round Bore
With Keyway & Set Screw

Stock Number	Dim. "A" Bore mm	Dim. "A" Bore in.	Dim. "B" mm	Dim. "B" in.	Standard Keyway mm	Standard Keyway in.
800-8325	25.0	0.98"	92.0	3.62"	8.0	.31"
800-8330	30.0	1.18"	92.0	3.62"	8.0	.31"
800-8310	31.8	1.25"	92.0	3.62"	6.4	.25"
800-8311	34.9	1.37"	92.0	3.62"	8.0	.31"

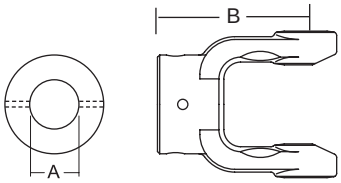

Shear Pin
With Pin Hole

Stock Number	Dim. "A" Bore mm	Dim. "A" Bore in.	Dim. "B" mm	Dim. "B" in.	Standard Keyway mm	Standard Keyway in.
802-8310	31.8	1.25"	92.0	3.62"	6.35	.25"
802-8325	31.8	0.98"	92.0	3.62"	8.00	.315"
802-8330	30.0	1.18"	92.0	3.62"	10.00	.394"
802-8335	35.0	1.38"	92.0	3.62"	12.90	.50"

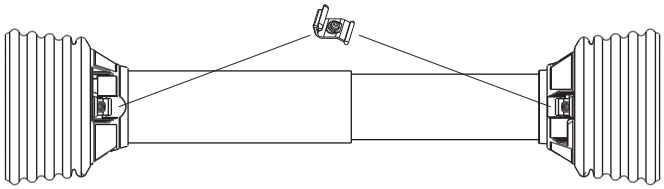

Guard Chain Kit

Part Number:13006500 (2-per Kit)

Insert the "S" hook through the guard loop and crimp shut

2300/210 Series

AW21

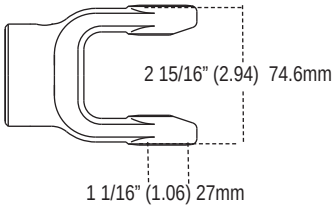

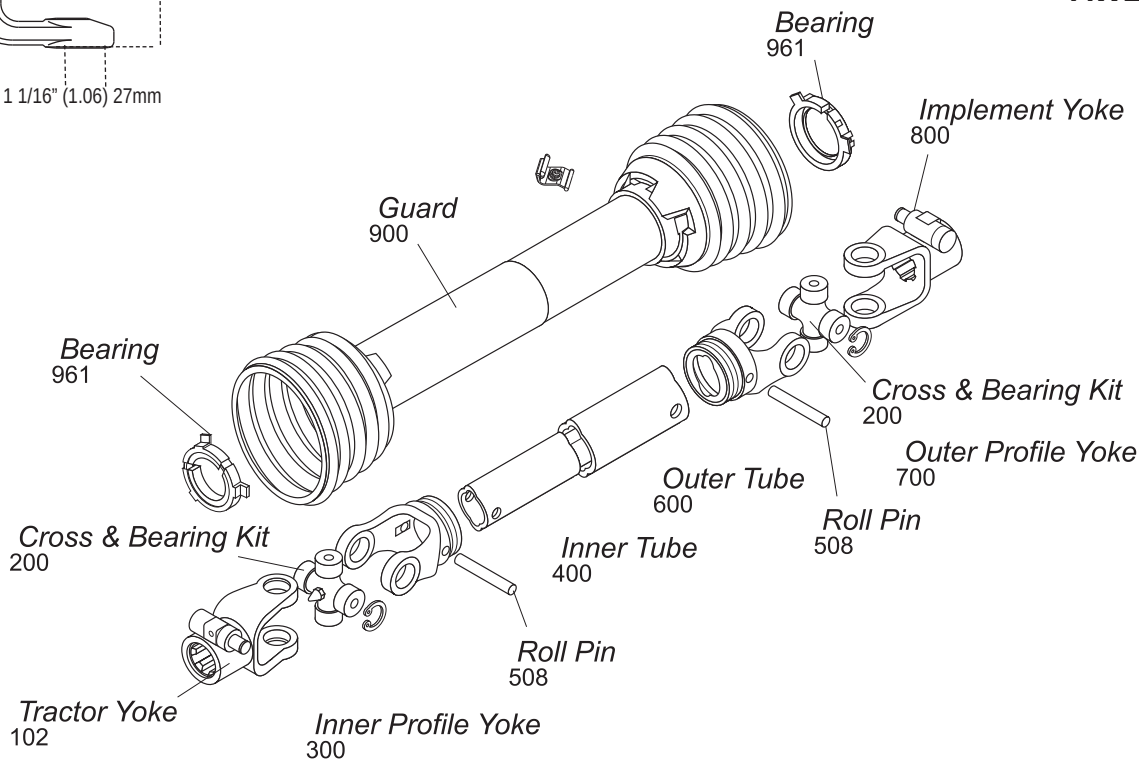

Cross & Bearing Kit and Outboard Yokes interchange with Bondioli 4 Series

Tractor Yoke

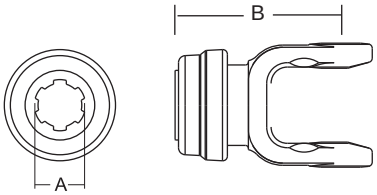

Safety Slide Lock

*Repair Kit — *19-15094*

Stock Number	Dim. "A" Bore	Dim. "B" mm	Dim. "B" in.
101-8406*	1 3/8" x 6 Spl.	113.0	4.45"
101-8421*	1 3/8" x 21 Spl.	113.0	4.45"

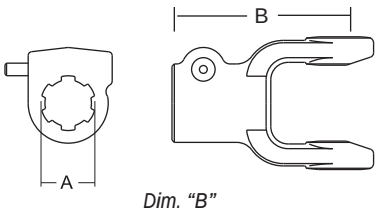

Quick Disconnect

*Repair Kit — *13007138*

Stock Number	Dim."A" Bore	Dim. "B" mm	Dim. "B" in.
102-8406*	1 3/8" x 6 Spl.	107.0	4.21"
102-8418*	1 1/8" Hex	107.0	4.21"
102-8421*	1 3/8" x 21 Spl.	107.0	4.21"

Ball Shear

Repair Kit —
**13004000*
***13004020*

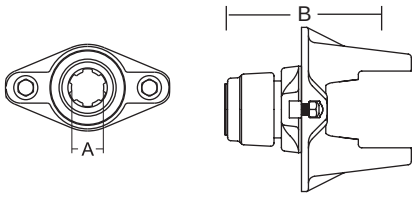

Stock Number	Dim. "A" Bore	Dim. "B" mm	Dim. "B" in.	Shearbolt
104-8406*	1 3/8" x 6 Spl.	141.0	5.54"	3/8" - 16 Gr. 5
104-8420**	1 3/4" x 20 Spl.	154.0	6.06"	3/8" - 16 Gr. 5
104-8421*	1 3/8" x 21 Spl.	141.0	5.54"	3/8" - 16 Gr. 5

Replacement Shear Bolt Part No. 11-10445

Cross & Bearing Kit

(R-Kit)

(Recommended 8 hr. grease interval)

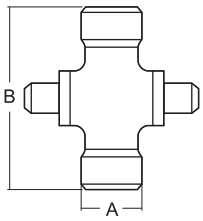

Snap Ring Located In Yoke

Stock Number	Dim. "A" mm	Dim. "A" in.	Dim. "B" mm	Dim. "B" in.
200-8474	27.0	1.06"	74.6	2.94"

Extended Lubrication Cross & Bearing Kit

(E-Kit)

(Recommended 50 hr. grease interval)

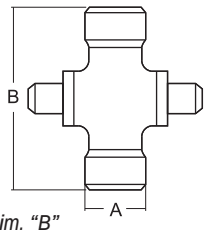

Snap Ring Located In Yoke

Stock Number	Dim. "A" mm	Dim. "A" in.	Dim. "B" mm	Dim. "B" in.
201-8474	27.0	1.06"	74.6	2.94"

2300/210 Series (cont'd.)

Inner Profile Yoke

With Bearing Groove
(Guard must rotate freely on yoke)

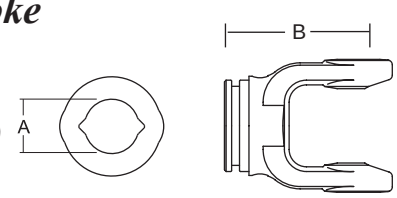

Stock Number	Dim."A" Bore mm	in.	Dim. "B" mm	in.
300-7434	34.5	1.36"	85.0	3.35"
300-7439*	34.5	1.56"	85.0	3.35"

**Uses 902-3548 Guard & 961-3525 Bearing Kit*

Outer Profile Yoke

With Bearing Groove
(Guard must rotate freely on yoke)

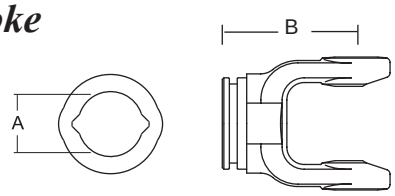

Stock Number	Dim."A" Bore mm	in.	Dim. "B" mm	in.
700-7441	41.3	1.63"	85.0	3.35"
701-7448*	48.0	1.89"	90.0	3.54"

**Uses 902-3548 Guard & 961-3525 Bearing Kit*

Inner Tube

34.5 (4.0 Wall) mm
1.36" (.16" Wall)

Stock Number	Length m	in.
400-7234	1.5	59.06"
404-7234	1.0	39.37"

Implement Yoke

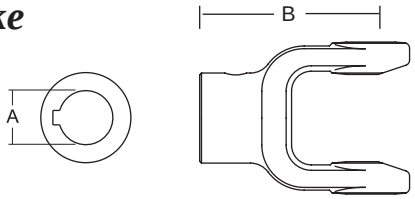

Round Bore
With Keyway & Set Screw

Stock Number	Dim. "A" Bore mm	in.	Dim. "B" mm	in.	Standard Keyway mm	in.
800-8430	30.0	1.18"	95.0	3.74"	8.0	.31"
800-8410	31.8	1.25"	95.0	3.74"	6.4	.25"
800-8411	34.9	1.38"	95.0	3.74"	8.0	.31"
800-8424	38.1	1.50"	95.0	3.74"	9.5	.38"
800-8435	35.0	1.38"	95.0	3.74"	10.0	.39"

Roll Pin

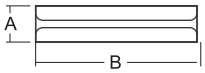

Stock Number	Dim. "A" mm	in.	Dim. "B" mm	in.
508-1065	10.0	.39"	65.0	2.56"

Outer Tube

41.0 (2.9 Wall) mm
1.61" (.114" Wall)

Stock Number	Length m	in.
600-7241	1.5	59.06"
604-7241	1.0	39.37"

Shear Pin

With Pin Hole

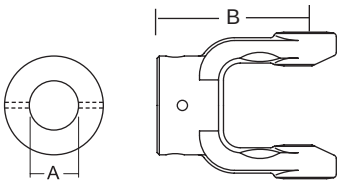

Stock Number	Dim. "A" Bore mm	in.	Dim. "B" mm	in.	Pinhole mm	in.
802-8420	31.8	1.25"	95.0	3.74"	6.35	.25"
802-8430	30.0	1.18"	95.0	3.74"	10.0	.39"
802-8435	35.0	1.38"	95.0	3.74"	12.90	.50"

Guard

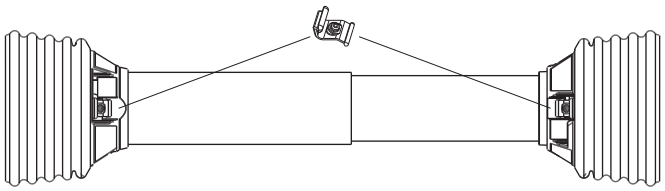

Order Bearings As Required

Stock Number	Overall Driveline Length	Bearing Kit (2-per kit)
900-2548	48"	961-0251
900-2560	60"	961-0251

Assembly instructions included with guard bearing kit
NOTE: Guards must rotate freely on yokes

Guard Chain Kit

Insert the "S" hook through the guard loop and crimp shut

Part Number:13006500 (2-per Kit)

Easy Lock™ Replacement Kit

Part Number: 13005000 (4-per Kit)

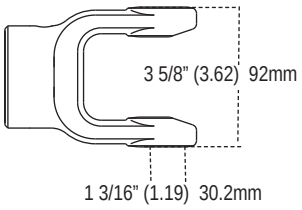

220/720 Series

Interchanges with Walterscheid

AW22

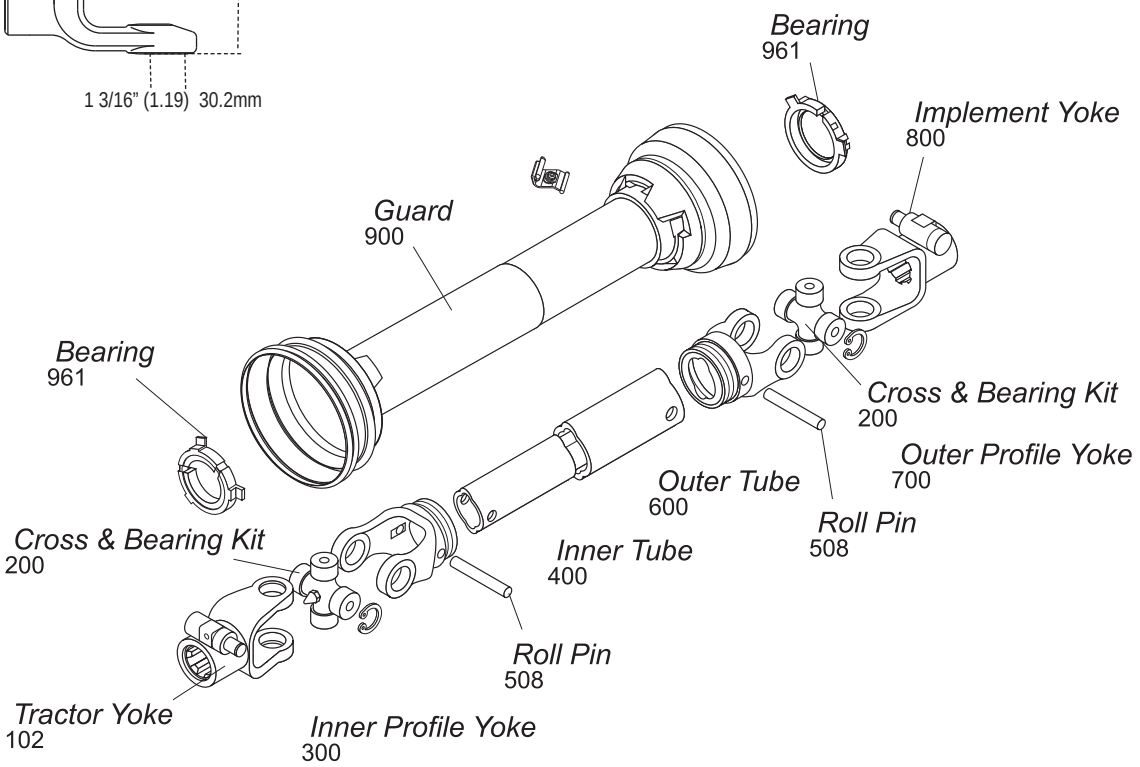

Cross & Bearing Kit and Outboard Yokes interchange with Bondioli 6 Series

Tractor Yoke

Safety Slide Lock

Repair Kit —
**13004000*
***13004020*

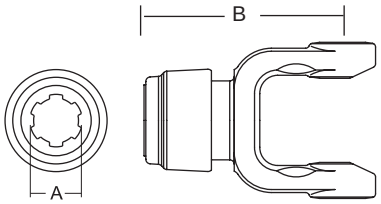

Stock Number	Dim."A" Bore	Dim. "B" mm	Dim. "B" in.
101-8606*	1 3/8" x 6 Spl.	132.0	5.20"
101-8620**	1 3/4" x 20 Spl.	135.0	5.32"
101-8621*	1 3/8" x 21 Spl.	132.0	5.20"

Quick Disconnect

Repair Kit —
**13007138*
***13007120*

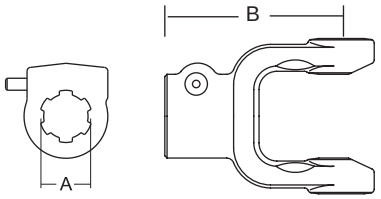

Stock Number	Dim."A" Bore	Dim. "B" mm	Dim. "B" in.
102-8606*	1 3/8" x 6 Spl.	118.0	4.65"
102-8618*	1 1/8" Hex	117.0	4.61"
102-8620**	1 3/4" x 20 Spl.	120.0	4.72"
102-8621*	1 3/8" x 21 Spl.	118.0	4.65"

Ball Shear

Repair Kit —
**13004000*
***13004020*

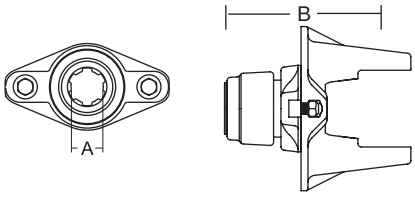

Stock Number	Dim. "A" Bore	Dim. "B" mm	Dim. "B" in.	Shear Bolt
104-8606*	1 3/8" x 6 Spl.	149.0	5.85"	3/8" - 16 Gr. 5
104-8620**	1 3/4" x 20 Spl.	162.0	6.37"	3/8" - 16 Gr. 5
104-8621*	1 3/8" x 21 Spl.	149.0	5.85"	3/8" - 16 Gr. 5

Replacement Shear Bolt Part No. 11-10445

Cross & Bearing Kit

(R-Kit)

(Recommended 8 hr. grease interval)

Snap Ring Located In Yoke

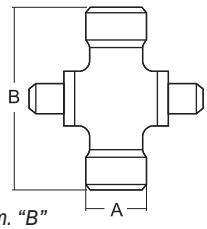

Stock Number	Dim. "A" mm	Dim. "A" in.	Dim. "B" mm	Dim. "B" in.
200-8692	30.2	1.19"	92.0	3.62"

Extended Lubrication Cross & Bearing Kit

(E-Kit)

(Recommended 50 hr. grease interval)

Snap Ring Located In Yoke

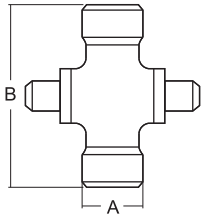

Stock Number	Dim. "A" mm	Dim. "A" in.	Dim. "B" mm	Dim. "B" in.
201-8692	30.2	1.19"	92.0	3.62"

Inner Profile Yoke

With Bearing Groove
(Guard must rotate freely on yoke)

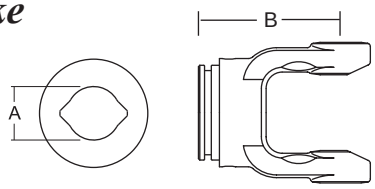

Stock Number	Dim. "A" Bore mm	in.	Dim. "B" mm	in.
300-7539	39.5	1.56"	105.0	4.13"

Outer Profile Yoke

With Bearing Groove
(Guard must rotate freely on yoke)

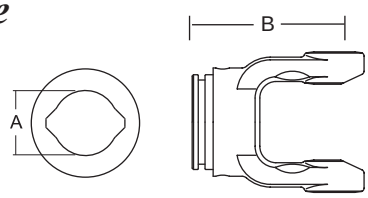

Stock Number	Dim. "A" Bore mm	in.	Dim. "B" mm	in.
700-7548	48.0	1.89"	105.0	4.13"

Inner Tube

39.5 (4.5 Wall) mm
1.56" (.18" Wall)

Stock Number	Length m	in.
400-7539	1.5	59.06"
404-7539	1.0	39.37"

Implement Yoke

Round Bore
With Keyway & Set Screw

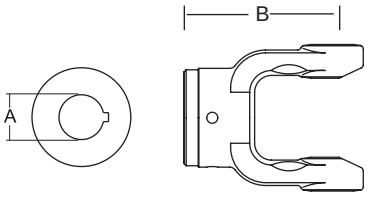

Stock Number	Dim. "A" Bore mm	in.	Dim. "B" mm	in.	Standard Keyway mm	in.
800-8610	31.8	1.25"	105.0	4.13"	6.4	.25"
800-8611	34.9	1.38"	105.0	4.13"	8.0	.31"
800-8624	38.1	1.50"	105.0	4.13"	9.5	.38"
800-8628	44.5	1.75"	108.0	4.25"	9.5	.38"
800-8635	35.0	1.38"	108.0	4.25"	10.0	.39"
800-8640	40.0	1.57"	108.0	4.25"	12.0	.47"

Roll Pin

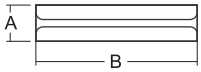

Stock Number	Dim. "A" mm	in.	Dim. "B" mm	in.
508-1080	10.0	.39"	80.0	3.10"

Shear Pin
With Pin Hole

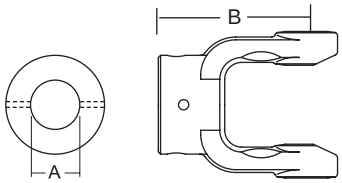

Stock Number	Dim. "A" Bore mm	in.	Dim. "B" mm	in.	Pinhole mm	in.
802-8611	35.0	1.38"	105.0	4.13"	12.90	.50"
802-8620	31.8	1.25"	105.0	4.13"	6.35	.25"

Outer Tube

48.0 (3.8 Wall) mm
1.89" (.15" Wall)

Stock Number	Length m	in.
600-7548	1.5	59.06"
604-7548	1.0	39.37"

Guard

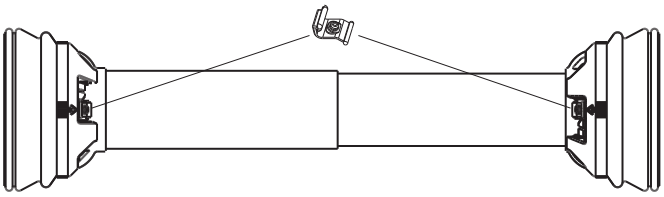

Order Bearings As Required

Stock Number	Overall Driveline Length	Bearing Kit (2-per kit)
902-3548	48"	961-3525
902-3560	60"	961-3525

Assembly instructions included with guard bearing kit
NOTE: Guards must rotate freely on yokes

Easy Lock™ Replacement Kit

Part Number: 13005000 (4-per Kit)



Guard Chain Kit

Part Number: 13006500 (2-per Kit)

Insert the "S" hook through the guard loop and crimp shut

2400 Series

Interchanges with Walterscheid

AW35

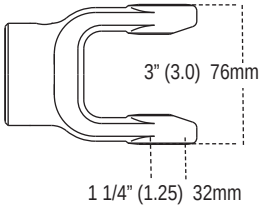

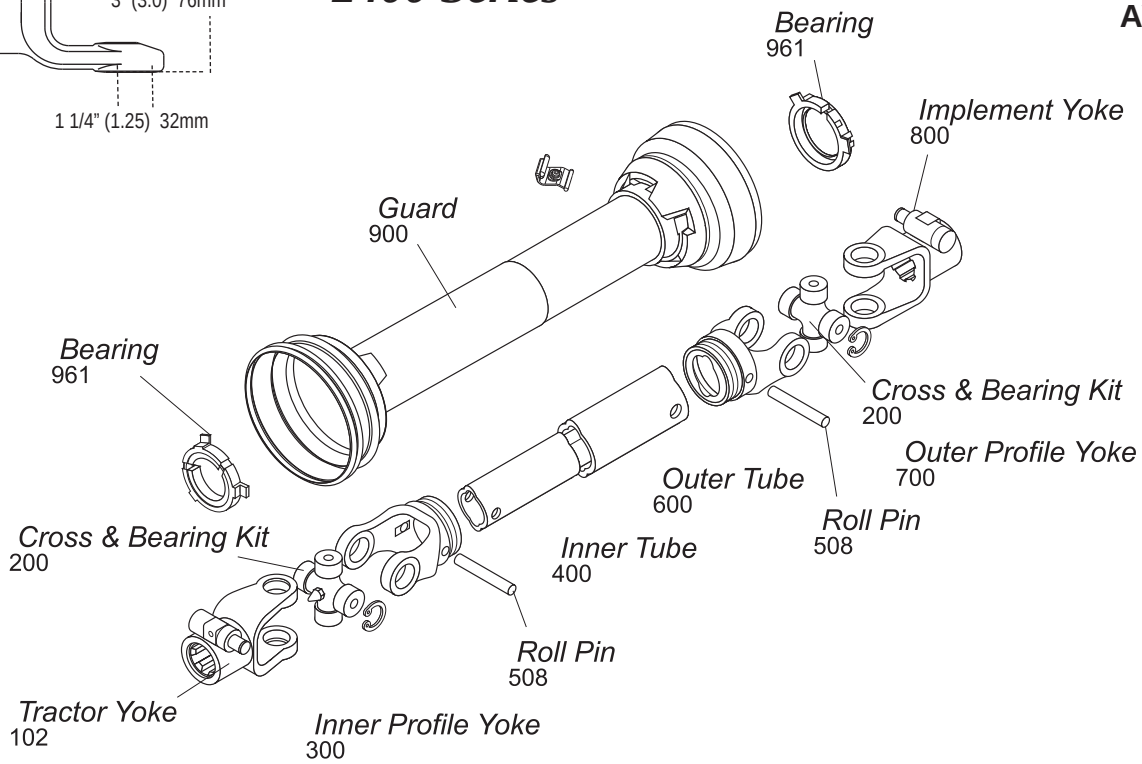

Tractor Yoke

Safety Slide Lock

Repair Kit —
**13004000*
***19-15094*
****13004020*

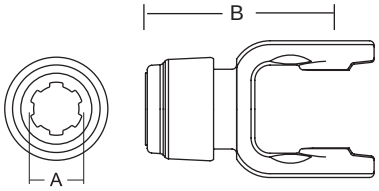

Stock Number	Dim."A" Bore	Dim. "B" mm	in.
101-7606*	1 3/8" x 6 Spl.	126.0	4.96"
101-7618**	1 1/8" Hex	116.0	4.57"
101-7620***	1 3/4" x 20 Spl.	128.5	5.06"
101-7621*	1 3/8" x 21 Spl.	126.0	4.96"

Quick Disconnect

Repair Kit —
**13007108*
***13007120*

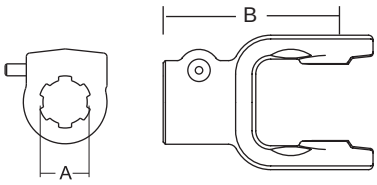

Stock Number	Dim."A" Bore	Dim. "B" mm	in.
102-7606*	1 3/8" x 6 Spl.	116.0	4.57"
102-7620**	1 3/4" x 20 Spl.	116.0	4.57"
102-7621*	1 3/8" x 21 Spl.	116.0	4.57"

Ball Shear

Repair Kit —
**13004000*
***13004020*

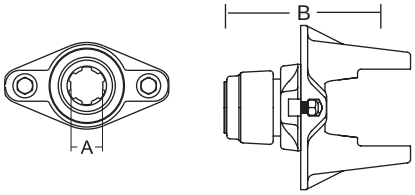

Stock Number	Dim."A" Bore	Dim. "B" mm	in.	Shear Bolt
104-7606*	1 3/8" x 6 Spl.	140.7	5.54"	3/8" - 16 Gr. 5
104-7620**	1 3/4" x 20 Spl.	153.9	6.06"	3/8" - 16 Gr. 5
104-7621*	1 3/8" x 21 Spl.	140.7	5.54"	3/8" - 16 Gr. 5

Replacement Shear Bolt Part No. 11-10445

Cross & Bearing Kit

(R-Kit)

(Recommended 8 hr. grease interval)

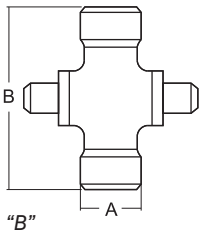

Snap Ring Located In Yoke

Stock Number	Dim. "A" mm	in.	Dim. "B" mm	in.
200-7676	32.0	1.26"	76.0	3.00"

Extended Lubrication Cross & Bearing Kit

(E-Kit)

(Recommended 50 hr. grease interval)

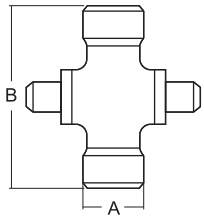

Snap Ring Located In Yoke

Stock Number	Dim. "A" mm	in.	Dim. "B" mm	in.
201-7676	32.0	1.26"	76.0	3.00"

Inner Profile Yoke

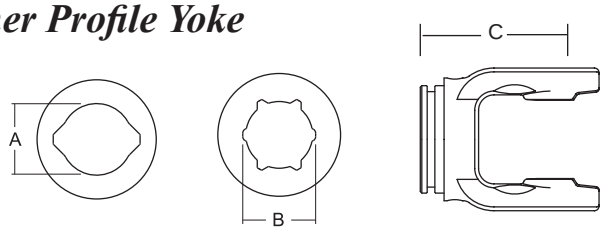

With Bearing Groove
(Guard must rotate freely on yoke)

Stock Number	Dim. "A" Profile mm	Dim. "A" Profile in.	Dim. "B" Profile mm	Dim. "B" Profile in.	Dim. "C" mm	Dim. "C" in.
300-7639 (lemon)	39.5	1.56"			92.0	3.62"
300-7651 (star)			51.4	2.02"	92.0	3.62"

Outer Profile Yoke

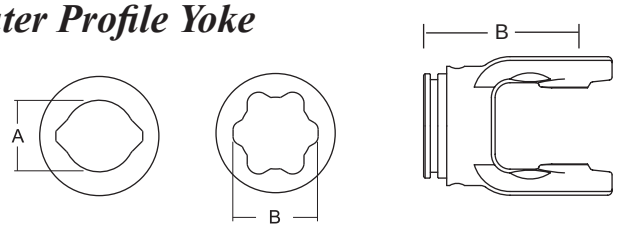

With Bearing Groove
(Guard must rotate freely on yoke)

Stock Number	Dim. "A" Profile mm	Dim. "A" Profile in.	Dim. "B" Profile mm	Dim. "B" Profile in.	Dim. "C" mm	Dim. "C" in.
700-7648	48.0	1.89"			102.0	4.02"
700-7661			61.0	2.40"	102.0	4.02"

Inner Tube

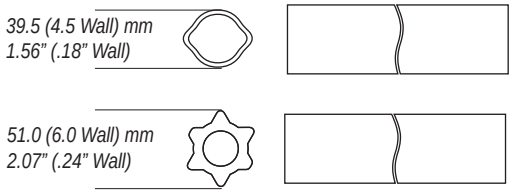

Stock Number	Length m	Length in.
400-7539 (Lemon)	1.5	59.06"
400-7651 (Star)	1.5	59.06"
404-7539 (Lemon)	1.0	39.37"
404-7651 (Star)	1.0	39.37"

Implement Yoke

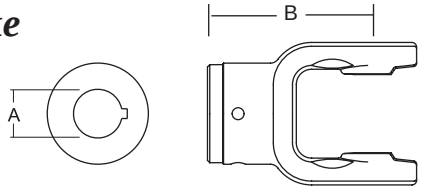

Round Bore
With Keyway & Set Screw

Stock Number	Dim. "A" Bore mm	Dim. "A" Bore in.	Dim. "B" mm	Dim. "B" in.	Standard Keyway mm	Standard Keyway in.
800-7610	31.8	1.25"	112.0	4.41"	6.4	.25"
800-7611	34.9	1.38"	112.0	4.41"	8.0	.31"
800-7635	35.0	1.38"	112.0	4.41"	10.0	.39"
800-7640	40.0	1.57"	112.0	4.41"	12.0	.47"

Roll Pin

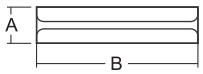

Stock Number	Dim. "A" mm	Dim. "A" in.	Dim. "B" mm	Dim. "B" in.
508-1075	10.0	.394"	75.0	2.95"

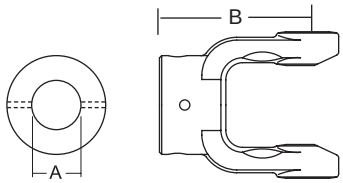

Shear Pin
With Pin Hole

Stock Number	Dim. "A" Bore mm	Dim. "A" Bore in.	Dim. "B" mm	Dim. "B" in .	Pinhole mm	Pinhole in.
802-7611	35.0	1.38"	105.0	4.13"	12.9	.50"
802-7630	30.0	1.18"	106.4	4.19"	10.0	.39"
802-7640	40.0	1.57"	106.4	4.19"	13.0	.512"

Outer Tube

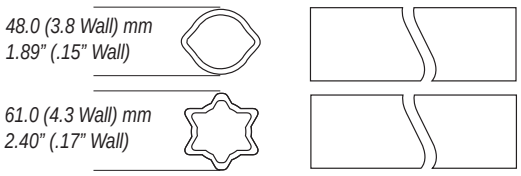

Stock Number	Length m	Length in.
600-7548 (Lemon)	1.5	59.06"
600-7961 (Star)	1.5	59.06"
604-7548 (Lemon)	1.0	39.37"
604-7961 (Star)	1.0	39.37"

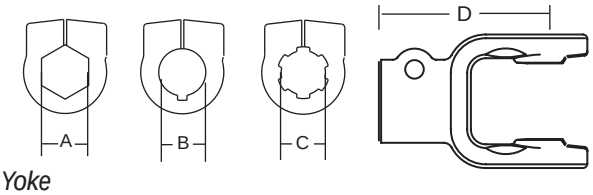

Clamp Yoke

Stock Number	Dim."A" Bore	Dim. "B" Bore	Dim. "C" Bore	Dim."D" mm	Dim."D" in.
807-7606			1 3/8" x 6 Spl.	116.0	4.57"
807-7618	1 1/8" Hex			116.0	4.57"
807-7620			1 3/4" x 20 Spl.	116.0	4.57"
807-7621			1 3/8" x 21 Spl.	116.0	4.57"
807-7622		*1 3/8" Rd. Bore		116.0	4.57"

**w/ Keyway 10mm (.39")*

2400 Series (cont'd.)

Guard

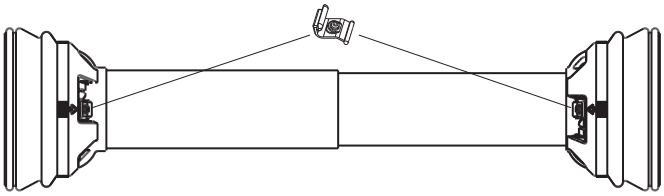

Order Bearings As Required

Stock Number	*Overall Driveline Length*	*Bearing Kit (2-per kit)*
902-3548	48"	961-3525
902-3560	60"	961-3525

Assembly instructions included with guard bearing kit
NOTE: Guards must rotate freely on yokes

Guard Chain Kit

Part Number:13006500 (2-per Kit)

Easy Lock™ Replacement Kit

Part Number: 13005000 (4-per Kit)

Drivelines

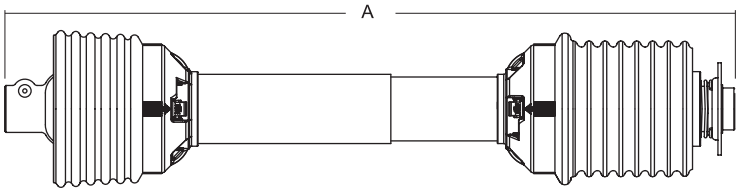

Stock Number	*Overall Comp. Length Dim."A"*	*Max. Running Length*	*Tractor Yoke*	*Implement Yoke*
14007631	31"	39"	1 3/8" x 21 Spl.Safety Slide Lock	1 1/8" Hex Clamp
14007633	33"	41"	1 1/8" Hex Safety Slide Lock	1 1/8" Hex Clamp
14007635	35"	45"	1 3/8" x 21 Spl. Safety Slide Lock	1 1/8" Hex Clamp
14007640	40"	50"	1 3/8" × 6 Spl. QD	1 3/8" × 6 Spl. QD
14307645	45"	58"	1 3/8" × 6 Spl. QD	1 3/8" × 6 Spl. w/Overrunning Clutch
14007657	57"	77"	1 3/8" × 6 Spl.	1 3/8" × 6 Spl

2500 Series

Interchanges with Walterscheid AW36

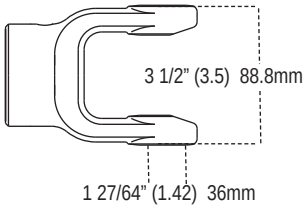

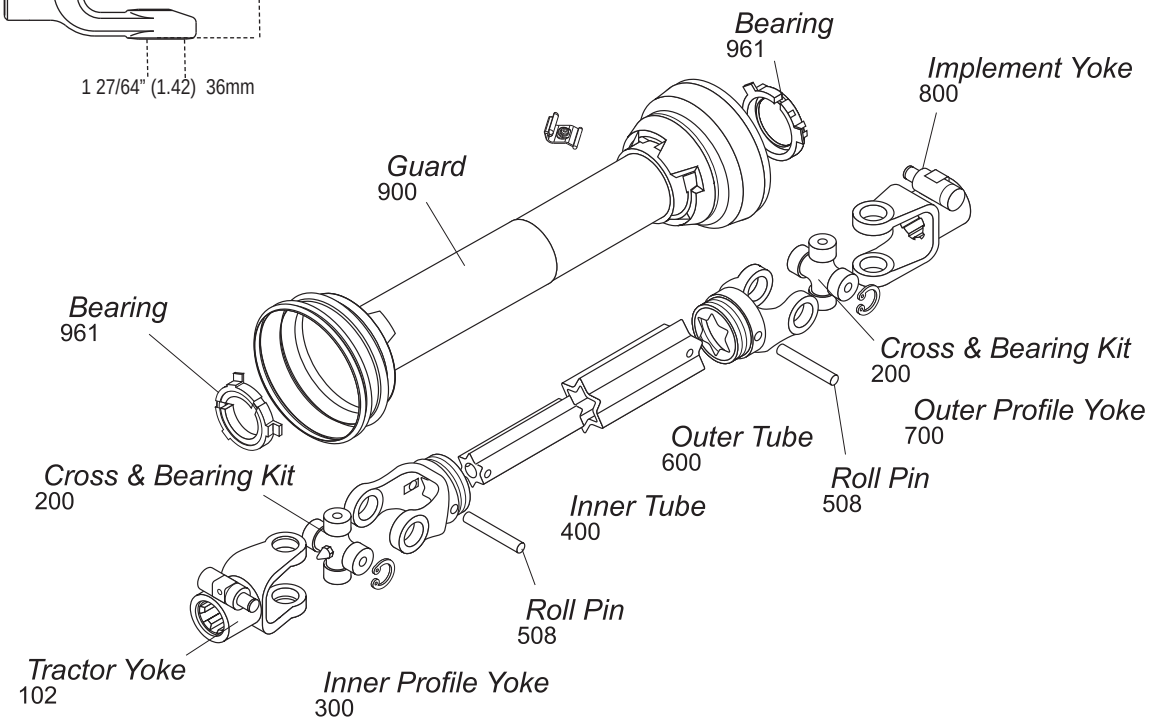

Tractor Yoke

Safety Slide Lock

Repair Kit —

**13004000*
***13004020*

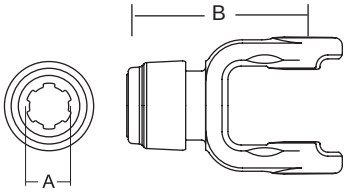

Stock Number	Dim."A" Bore	Dim. "B" mm	in.
101-7906*	1 3/8" x 6 Spl.	138.0	5.43"
101-7920**	1 3/4" x 20 Spl.	141.0	5.55"
101-7921*	1 3/8" x 21 Spl.	138.0	5.43"

Quick Disconnect

Repair Kit —

**13007138*
***13007120*

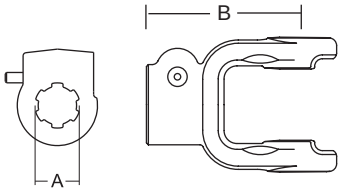

Stock Number	Dim."A" Bore	Dim. "B" mm	in.
102-7906*	1 3/8" x 6 Spl.	121.0	4.76"
102-7920**	1 3/4" x 20 Spl.	121.0	4.76"
102-7921*	1 3/8" x 21 Spl.	121.0	4.76"

Ball Shear

Repair Kit —

**10004000*
***13004020*

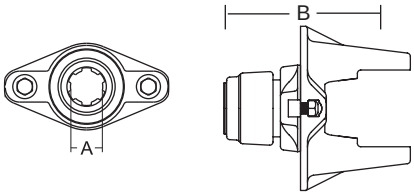

Stock Number	Dim."A" Bore	Dim. "B" mm	in.	Shear Bolt
104-7906*	1 3/8" x 6 Spl.	148.5	5.85"	3/8" - 16 Gr. 5
104-7920**	1 3/4" x 20 Spl.	161.8	6.37"	3/8" - 16 Gr. 5
104-7921*	1 3/8" x 21 Spl.	148.5	5.85"	3/8" - 16 Gr. 5

Replacement Shear Bolt Part No. 11-10445

Cross & Bearing Kit

(R-Kit)

(Recommended 8 hr. grease interval)

Snap Ring Located In Yoke

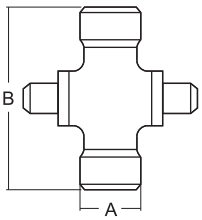

Stock Number	Dim. "A" mm	in.	Dim. "B" mm	in.
200-7989	36.0	1.42"	88.8	3.50"

Extended Lubrication Cross & Bearing Kit

(E-Kit)

(Recommended 50 hr. grease interval)

Snap Ring Located In Yoke

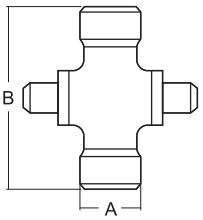

Stock Number	Dim. "A" mm	in.	Dim. "B" mm	in.
201-7989	36.0	1.42"	88.8	3.50"

2500 Series (cont'd.)

Inner Profile Yoke

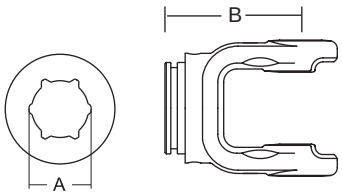

With Bearing Groove
(Guard must rotate freely on yoke)

Stock Number	Dim. "A" Bore mm	in.	Dim. "B" mm	in.
300-7951	51.4	2.02"	106.0	4.17"

Inner Tube

51.0 mm (6.0 Wall) mm
2.00" (.24" Wall)

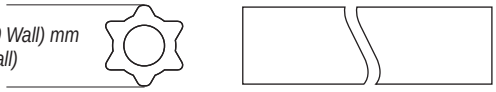

Stock Number	Length m	in.
400-7651	1.5	59.06"
404-7651	1.0	39.37"

Roll Pin

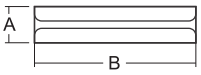

Stock Number	Dim. "A" mm	in.	Dim. "B" mm	in.
508-1090	10.0	.39"	90.0	3.54"

Outer Tube

61.0 mm (4.3 Wall) mm
2.40" (.17" Wall)

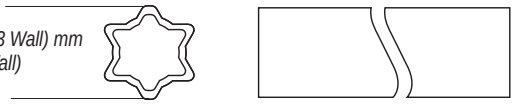

Stock Number	Length m	in.
600-7961	1.5	59.06"
604-7961	1.0	39.37"

Outer Profile Yoke

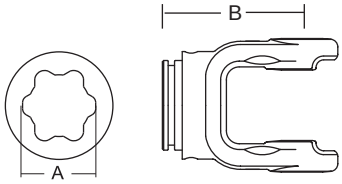

With Bearing Groove
(Guard must rotate freely on yoke)

Stock Number	Dim. "A" Bore mm	in.	Dim. "B" mm	in.
700-7961	61.0	2.40"	111.0	4.37"

Implement Yoke

Round Bore
With Keyway & Set Screw

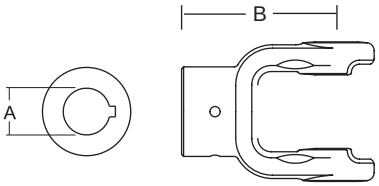

Stock Number	Dim. "A" Bore mm	in.	Dim. "B" mm	in.	Standard Keyway mm	in.
800-7922	35.0	1.38"	118.0	4.65"	8.0	.31"
800-7924	38.1	1.50"	118.0	4.65"	9.5	.38"
800-7928	44.4	1.75"	118.0	4.65"	10.0	.38"
800-7935	35.0	1.38"	118.0	4.65"	10.0	.39"

Spline Bore
With Pin Hole

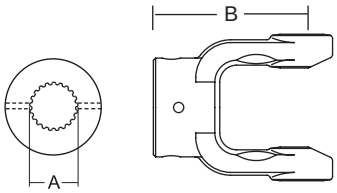

Stock Number	Dim. "A" Bore	Dim. "B" mm	in.
801-7921	1 3/8" x 21 Spl.	110.0	4.33"

Shear Pin
With Pin Hole

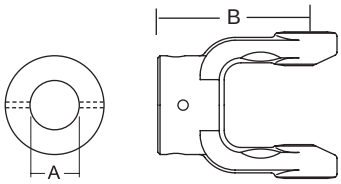

Stock Number	Dim. "A" Bore mm	in.	Dim. "B" mm	in.	Pinhole mm	in.
802-7922	35.0	1.38"	117.6	4.63"	12.9	.50"
802-7924	38.1	1.50"	118.0	4.65"	12.9	.50"

Clamp Yoke

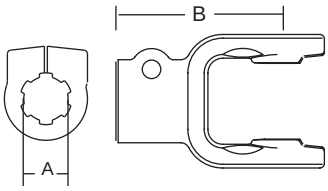

Stock Number	Dim. "A" Bore	Dim. "B" mm	in.
807-7906	1 3/8" x 6 Spl.	121.0	4.76"
807-7918	1 3/4" x 6 Spl.	121.0	4.76"
807-7920	1 3/4" x 20 Spl.	121.0	4.76"
807-7921	1 3/8" x 21 Spl.	121.0	4.76"

Guard

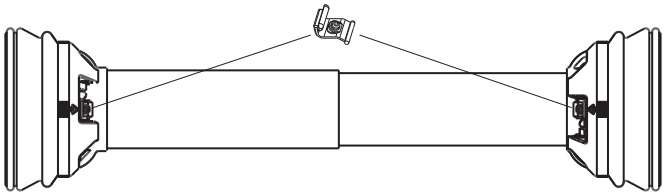

Order Bearings As Required

Stock Number	*Overall Driveline Length*	*Bearing Kit (2-per kit)*
902-3548	48"	961-3525
902-3560	60"	961-3525

Assembly instructions included with guard bearing kit
NOTE: Guards must rotate freely on yokes

Guard Chain Kit

Part Number:13006500 (2-per Kit)

Easy Lock™ Replacement Kit

Part Number: 13005000 (4-per Kit)

Drivelines

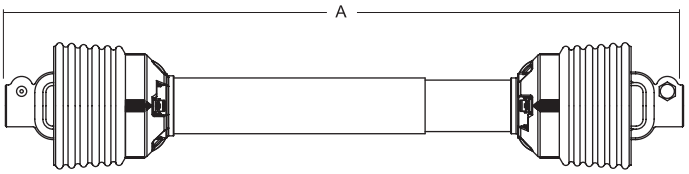

Stock Number	*Overall Comp. Length Dim."A"*	*Max. Running Length*	*Tractor Yoke*	*Implement Yoke*
14007936	36"	47"	1 3/8" x 6 Spl. QD	1 3/8" x 6 Spl. QD
14007940	40"	51"	1 3/8" x 6 Spl. QD	1 3/8" x 6 Spl. QD
14007955	55"	73"	1 3/4" × 20 Spl. QD	1 3/8" × 21 Spl. w/Pinhole
14007957	57"	76"	1 3/8" x 6 Spl. QD	1 3/8" x 6 Spl. QD

2600 Series

Interchanges with Walterscheid

AW26

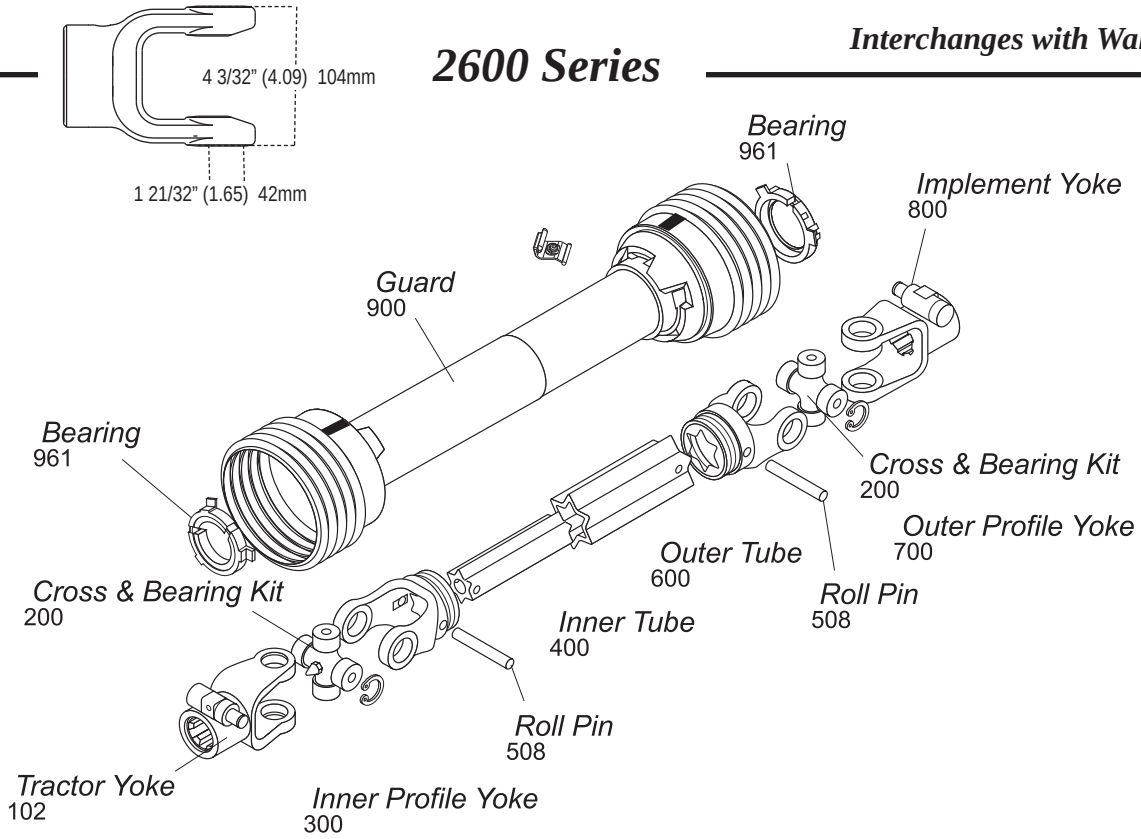

Tractor Yoke

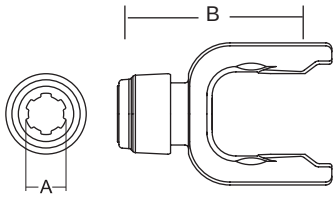

Safety Slide Lock
Repair Kit —

**13004000*
***13004020*

Stock Number	Dim."A" Bore	Dim. "B" mm	in.
101-7006*	1 3/8" x 6 Spl.	150.0	5.91"
101-7020**	1 3/4" x 20 Spl.	150.0	5.91"
101-7021*	1 3/8" x 21 Spl.	150.0	5.91"

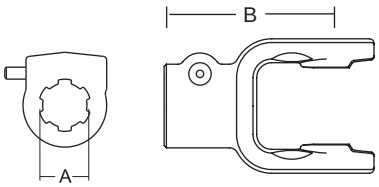

Quick Disconnect
Repair Kit —

**13007138*
***13007120*

Stock Number	Dim."A" Bore	Dim. "B" mm	in.
102-7006*	1 3/8" x 6 Spl.	131.0	5.15"
102-7020**	1 3/4" x 20 Spl.	131.0	5.15"
102-7021*	1 3/8" x 21 Spl.	131.0	5.15"

Cross & Bearing Kit

(R-Kit)
(Recommended 8 hr. grease interval)

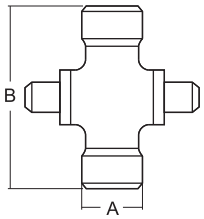

Snap Ring Located In Yoke

Stock Number	Dim. "A" mm	in.	Dim. "B" mm	in.
200-7004	42.0	1.65"	104.0	4.09"

Extended Lubrication Cross & Bearing Kit

(E-Kit)
(Recommended 50 hr. grease interval)

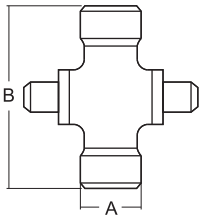

Snap Ring Located In Yoke

Stock Number	Dim. "A" mm	in.	Dim. "B" mm	in.
201-7004	42.0	1.65"	104.0	4.09"

Inner Profile Yoke

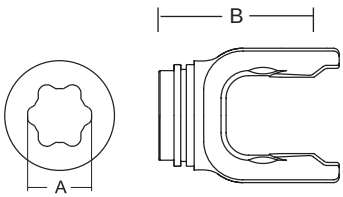

With Bearing Groove
(Guard must rotate freely on yoke)

Stock Number	Dim. "A" mm	Dim. "A" in.	Dim. "B" mm	Dim. "B" in.
300-7061	61.0	2.40"	130.0	5.12"

Outer Tube

71.5 (4.9 Wall) mm
2.81" (.19" Wall)

Stock Number	Length m	Length in.
600-7071	1.5	59.06"
604-7071	1.0	39.37"

Inner Tube

61.0 (4.3 Wall) mm
2.40" (.17" Wall)

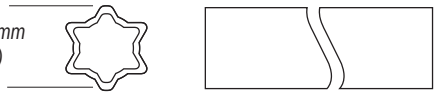

Stock Number	Length m	Length in.
600-7961	1.5	59.06"
604-7961	1.0	39.37"

Outer Profile Yoke

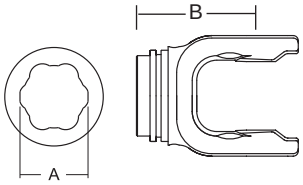

With Bearing Groove
(Guard must rotate freely on yoke)

Stock Number	Dim. "A" mm	Dim. "A" in.	Dim. "B" mm	Dim. "B" in.
700-7071	71.7	2.82"	130.0	5.12"

Roll Pin

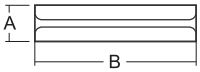

Stock Number	Dim. "A" mm	Dim. "A" in.	Dim. "B" mm	Dim. "B" in.
508-1310	13.0	.50"	100.0	3.69"

Implement Yoke

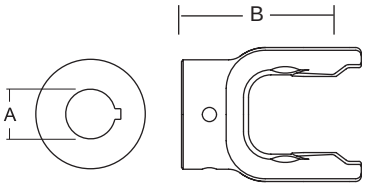

Round Bore
With Keyway & Set Screw

Stock Number	Dim. "A" Bore mm	Dim. "A" Bore in.	Dim. "B" mm	Dim. "B" in.	Standard Keyway mm	Standard Keyway in.
800-7024	38.1	1.50"	130.0	5.12"	9.5	.37"
800-7026	41.3	1.63"	130.0	5.12"	9.5	.37"
800-7028	44.5	1.75"	130.0	5.12"	9.5	.37"
800-7032	50.8	2.00"	130.0	5.12"	12.7	.50"

Easy Lock™ Replacement Kit

Part Number: 13005000 (4-per Kit)

Guard

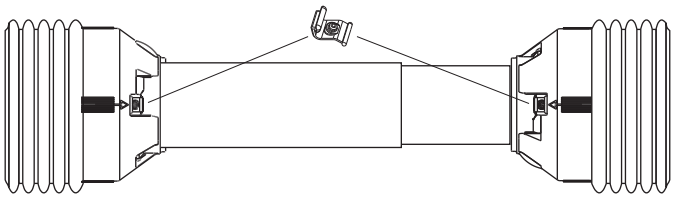

Order Bearings As Required

Stock Number	Overall Driveline Length	Bearing Kit (2-per kit)
900-4548	48"	961-4535
900-4560	60"	961-4535

Assembly instructions included with guard bearing kit
NOTE: Guards must rotate freely on yokes

Guard Chain Kit

Part Number: 13006500 (2-per Kit)

Insert the "S" hook through the guard loop and crimp shut

II Series

Interchanges with Walterscheid

AW12

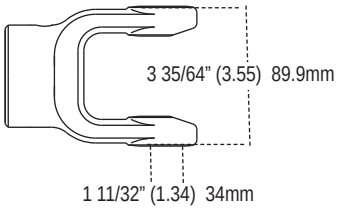

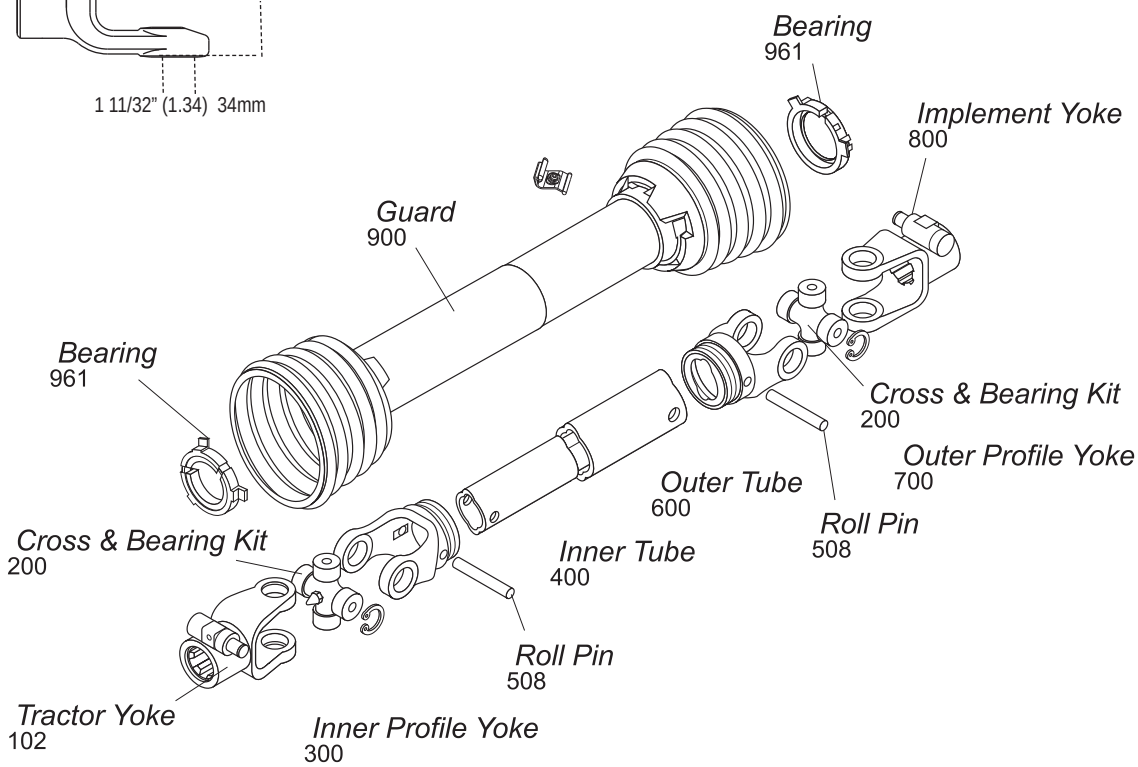

Tractor Yoke

Quick Disconnect
*Repair Kit — *13007138*

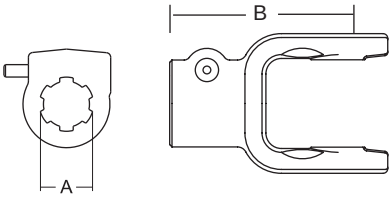

Stock Number	Dim. "A" Bore	Dim. "B" mm	in.
102-7806*	1 3/8" x 6 Spl.	116.0	4.57"
102-7821*	1 3/8" x 21 Spl.	116.0	4.57"

Inner Profile Yoke

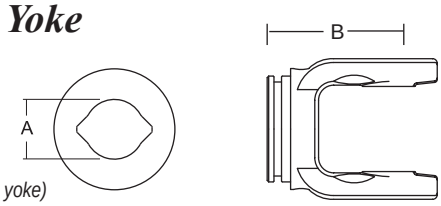

With Bearing Groove
(Guard must rotate freely on yoke)

Stock Number	Dim. "A" mm	in.	Dim. "B" mm	in.
300-7839	39.5	1.56"	88.0	3.47"

Cross & Bearing Kit

(R-Kit)
(Recommended 8 hr. grease interval)

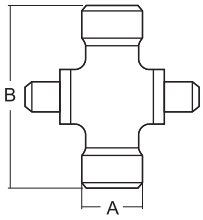

Snap Ring Located In Bushing

Stock Number	Dim. "A" mm	in.	Dim. "B" mm	in.
200-7890	34.0	1.34"	89.9	3.55"

Outer Profile Yoke

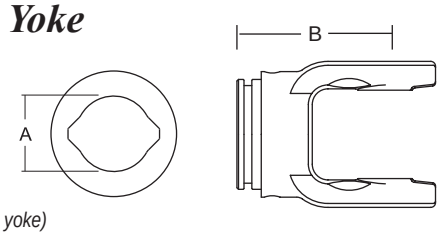

With Bearing Groove
(Guard must rotate freely on yoke)

Stock Number	Dim. "A" mm	in.	Dim. "B" mm	in.
700-7848	48.0	1.89"	102.0	4.02"

Profile Shafting and Tubing

GERMAN-STYLE SHAFTING & TUBING

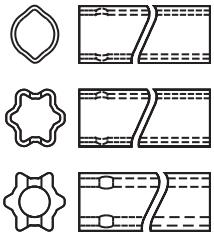

Lemon & Star Profile

ITALIAN-STYLE SHAFTING & TUBING

Tri-Lobe Profile

		LENGTH		OUTSIDE DIAMETER		WALL THICKNESS			
SERIES	STOCK NO.	M	IN.	M	IN.	MM	IN.	USE AS	PROFILE
ByPy 1	400-6126	1.5	59.06	26.5	1.024	3.4	.138	Inner	Tri-Lobe
ByPy 1	404-6126	1	39.37	26.5	1.024	3.4	.138	Inner	Tri-Lobe
ByPy 1	600-6133	1.5	59.06	32.5	1.299	2.6	.102	Outer	Tri-Lobe
ByPy 1	604-6133	1	39.37	32.5	1.299	2.6	.102	Outer	Tri-Lobe
ByPy 2	400-6229	1.5	59.06	29	1.142	4.1	.134	Inner	Tri-Lobe
ByPy 2	404-6229	1	39.37	29	1.142	4.1	.134	Inner	Tri-Lobe
ByPy 2	600-6236	1.5	59.06	36	1.417	3.2	.134	Outer	Tri-Lobe
ByPy 2	604-6236	1	39.37	36	1.417	3.2	.134	Outer	Tri-Lobe
ByPy 3	600-6236	1.5	59.06	36	1.417	3.2	.134	Inner	Tri-Lobe
ByPy 3	604-6236	1	39.37	36	1.417	3.2	.134	Inner	Tri-Lobe
ByPy 3 & 4	600-6343	1.5	59.06	43.5	1.713	3.4	.138	Outer	Tri-Lobe
ByPy 3 & 4	604-6343	1	39.37	43.5	1.713	3.4	.138	Outer	Tri-Lobe
ByPy 4	400-6436	1.5	59.06	36	1.417	3.9	.157	Inner	Tri-Lobe
ByPy 4	404-6436	1	39.37	36	1.417	3.9	.157	Inner	Tri-Lobe
ByPy 5 & 6	400-6545	1.5	59.06	45	1.77	3.9	.150	Inner	Tri-Lobe
ByPy 5 & 6	404-6545	1	39.37	45	1.77	3.9	.150	Inner	Tri-Lobe
ByPy 5	600-6552	1.5	59.06	51.5	2.03	3	.120	Outer	Tri-Lobe
ByPy 5	604-6552	1	39.37	51.5	2.03	3	.120	Outer	Tri-Lobe
ByPy 6 & 7N	600-6654	1.5	59.06	54	2.13	4.5	.180	Outer	Tri-Lobe
ByPy 6 & 7N	604-6654	1	39.37	54	2.13	4.5	.180	Outer	Tri-Lobe
ByPy 7N	400-6745	1.5	59.06	45	1.77	5.4	.210	Inner	Tri-Lobe
ByPy 7N	404-6745	1	39.37	45	1.77	5.4	.210	Inner	Tri-Lobe
ByPy 8	600-6654	1.5	59.06	54	2.13	4.5	.180	Inner	Tri-Lobe
ByPy 8	604-6654	1	39.37	54	2.13	4.5	.180	Inner	Tri-Lobe
ByPy 8 & 9	600-6863	1.5	59.06	63	2.48	4.1	.161	Outer	Tri-Lobe
ByPy 8 & 9	604-6863	1	39.37	63	2.48	4.1	.161	Outer	Tri-Lobe
ByPy 9	400-6954	1.5	59.06	54	2.13	4.9	.190	Inner	Tri-Lobe
ByPy 9	404-6954	1	39.37	54	2.13	4.9	.190	Inner	Tri-Lobe
W/S 2100	400-7123	1.5	59.06	23.5	0.93	SOLID		Inner	Lemon
W/S 2100	404-7123	1	39.37	23.5	0.93			Inner	Lemon
W/S 2100	600-7130	1.5	59.06	30	1.19	2.9	.114	Outer	Lemon
W/S 2100	604-7130	1	39.37	30	1.19	2.9	.114	Outer	Lemon
W/S I, 2200 & 2300	400-7234	1.5	59.06	34.5	1.36	4	.160	Inner	Lemon
W/S I, 2200 & 2300	404-7234	1	39.37	34.5	1.36	4	.160	Inner	Lemon
W/S I, 2200 & 2300	600-7241	1.5	59.06	41	1.61	2.9	.114	Outer	Lemon
W/S I, 2200 & 2300	604-7241	1	39.37	41	1.61	2.9	.110	Outer	Lemon
W/S 2400 & 220/720	400-7539	1.5	59.06	39.5	1.56	4.5	.180	Inner	Lemon
W/S 2400 & 220/720	404-7539	1	39.37	39.5	1.56	4.5	.180	Inner	Lemon
W/S 2400 & 220/720	600-7548	1.5	59.06	48	1.89	3.8	.150	Outer	Lemon
W/S 2400 & 220/720	604-7548	1	39.37	48	1.89	3.8	.150	Outer	Lemon
W/S 2400 & 2500	400-7651	1.5	59.06	51	2.07	6	.240	Inner	Star
W/S 2400 & 2500	404-7651	1	39.37	51	2.07	6	.240	Inner	Star
W/S 2400 & 2500	600-7961	1.5	59.06	61	2.4	4.3	.170	Outer	Star
W/S 2400 & 2500	604-7961	1	39.37	61	2.4	4.3	.170	Outer	Star
W/S 2600	600-7961	1.5	59.06	61	2.4	4.3	.170	Inner	Star
W/S 2600	604-7961	1	39.37	61	2.4	4.3	.170	Inner	Star
W/S 2600	600-7071	1.5	59.06	71.5	2.81	4.9	.190	Outer	Star
W/S 2600	604-7071	1	39.37	71.5	2.81	4.9	.190	Outer	Star

Metric Replacement Drivelines

Interchanges with Bondioli & Pavesi and Walterscheid

All Purpose Drivelines

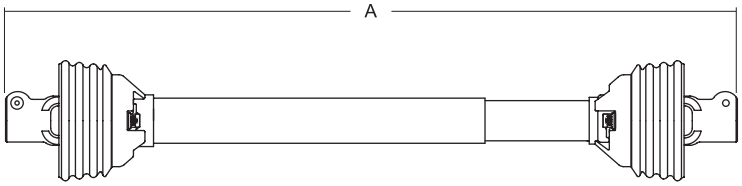

Stock Number	Series	Overall Comp. Length Dim. "A"	Max. Running Length	Tractor Yoke	Implement Yoke
14006137	BYPY 1	37"	53"	1 3/8" × 6 Spl. QD	1 3/8" × 6 Spl. QD
14006247	BYPY 2	47"	70"	1 3/8" × 6 Spl. QD	1 3/8" × 6 Spl. QD
14006438	BYPY 4	38"	54"	1 3/8" × 6 Spl. QD	1 3/8" × 6 Spl. QD
14006455	BYPY 4	55"	83"	1 3/8" × 6 Spl. QD	1 3/8" × 6 Spl. QD
14006448	BYPY 4	48"	70"	1 3/8" × 6 Spl. QD	1 3/8" × 6 Spl. QD
14006543	BYPY 5	43"	60"	1 3/8" × 6 Spl. QD	1 3/8" × 6 Spl. QD
14006555	BYPY 5	55"	83"	1 3/8" × 6 Spl. QD	1 3/8" × 6 Spl. QD
14006642	BYPY 6	42"	57"	1 3/8" × 6 Spl. QD	1 3/8" × 6 Spl. QD
14006644	BYPY 6	44"	60"	1 3/8" × 6 Spl. QD	1 3/8" × 6 Spl. QD
14006655	BYPY 6	55"	76"	1 3/8" × 6 Spl. QD	1 3/8" × 6 Spl. QD
14006657	BYPY 6	57"	83"	1 3/8" × 6 Spl. QD	1 3/8" × 6 Spl. QD
14006846	BYPY 8	46"	63"	1 3/8" × 6 Spl. QD	1 3/8" × 6 Spl. QD
14006857	BYPY 8	57"	77"	1 3/8" × 6 Spl. QD	1 3/8" × 6 Spl. QD
14016542	BYPY 5	42"	60"	1 3/8" × 6 Spl. QD	1 3/8" × 6 Spl. QD
14016666	BYPY 6	66"	99"	1 3/8 × 21 Spl. QD	1 1/2" Rd.
14046148	BYPY 1	48"	70"	1 3/8" × 6 Spl. QD	*
14046248	BYPY 2	48"	70"	1 3/8" × 6 Spl. QD	*
14046260	BYPY 2	60"	89"	1 3/8" × 6 Spl. QD	*
14046348	BYPY 3	48"	70"	1 3/8" × 6 Spl. QD	*
14046360	BYPY 3	60"	90"	1 3/8" × 6 Spl. QD	*
14046448	BYPY 4	48"	70"	1 3/8" × 6 Spl. QD	*
14046460	BYPY 4	60"	89"	1 3/8" × 6 Spl. QD	*
14046548	BYPY 5	48"	70"	1 3/8" × 6 Spl. QD	*
14046560	BYPY 5	60"	89"	1 3/8" × 6 Spl. QD	*
14046648	BYPY 6	48"	70"	1 3/8" × 6 Spl. QD	*
14046660	BYPY 6	60"	89"	1 3/8" × 6 Spl. QD	*
14046748	BYPY 7	48"	70"	1 3/8" × 6 Spl. QD	*
14046760	BYPY 7	60"	83"	1 3/8" × 6 Spl. QD	*
14046848	BYPY 8	48"	70"	1 3/8" × 6 Spl. QD	*
14046860	BYPY 8	60"	86"	1 3/8" × 6 Spl. QD	*
14046948	BYPY 9	48"	70"	1 3/8" × 6 Spl. QD	*
14046960	BYPY 9	60"	86"	1 3/8" × 6 Spl. QD	*
14066644	BYPY 6	44"	60"	1 3/8" × 21 Spl. QD	1 3/8" × 21 Spl. QD
14066846	BYPY 8	46"	63"	1 3/8" × 21 Spl. QD	1 3/8" × 21 Spl. QD

*Drivelines are furnished without Cross & Bearing Kit and Implement Yoke. Select kit and yoke as required.

Catfish Pond Driveline

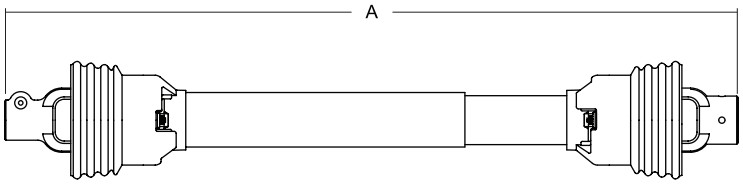

Stock Number	Series	Overall Comp. Length Dim. "A"	Max. Running Length	Tractor Yoke	Implement Yoke
14006424	BYPY 4	48"	70"	1 3/8" × 6 Spl. QD	1 1/2" Rd
14006524	BYPY 5	48"	70"	1 3/8" × 6 Spl. QD	1 1/2" Rd
14006624	BYPY 6	48"	70"	1 3/8" × 6 Spl. QD	1 1/2" Rd
14016524	BYPY 5	48"	70"	1 3/8" × 21 Spl. QD	1 1/2" Rd
14016624	BYPY 6	48"	70"	1 3/8" × 21 Spl. QD	1 1/2" Rd

Disc Mower

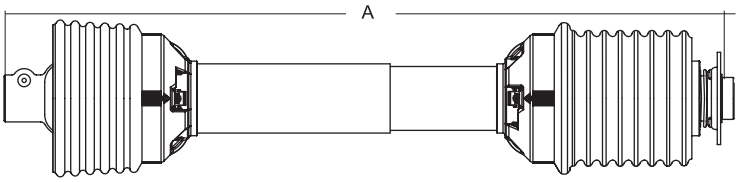

Stock Number	Series	Overall Comp. Length Dim. "A"	Max. Running Length	Tractor Yoke	Implement Yoke
14306538	BYPY 5	38"	55"	1 3/8" × 6 Spl. QD	1 3/8" × 6 Spl. QD w/Overrunning Clutch
14306639	BYPY 6	39"	52"	1 3/8" × 6 Spl. QD	1 3/8" × 6 Spl. QD w/Overrunning Clutch
14307645	W/S 2400	45"	58"	1 3/8" × 6 Spl. QD	1 3/8" × 6 Spl. QD w/Overrunning Clutch

Fertilizer Spreader

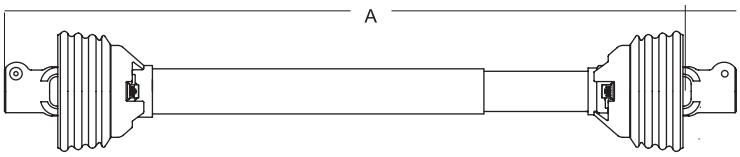

Stock Number	Series	Overall Comp. Length Dim. "A"	Max. Running Length	Tractor Yoke	Implement Yoke
14006127	BYPY 1	27"	37"	1 3/8" × 6 Spl. QD	1 3/8" × 6 Spl. QD
14006135	BYPY 1	35"	50"	1 3/8" × 6 Spl. QD	1 3/8" × 6 Spl. QD

Finishing Mower

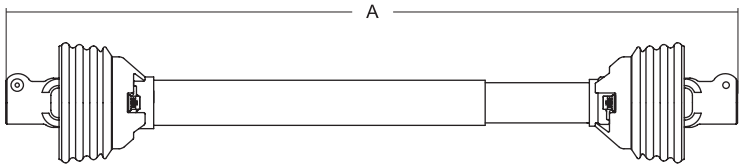

Stock Number	Series	Overall Comp. Length Dim. "A"	Max. Running Length	Tractor Yoke	Implement Yoke
14006340	BYPY 3	40"	57"	1 3/8" × 6 Spl. QD	1 3/8" × 6 Spl. QD
14006446	BYPY 4	46"	67"	1 3/8" × 6 Spl. QD	1 3/8" × 6 Spl. QD
14006637	BYPY 6	37"	50"	1 3/8" × 6 Spl. QD	1 3/8" × 6 Spl. QD

Hammer Mill

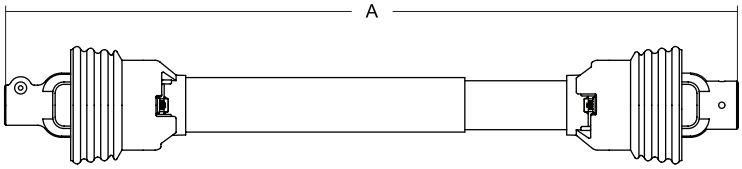

Stock Number	Series	Overall Comp. Length Dim. "A"	Max. Running Length	Tractor Yoke	Implement Yoke
14006628	BYPY 6	57"	83"	1 3/8" × 6 Spl. QD	1 3/4" Rd.
14006748	BYPY 7	48"	70"	1 3/8" × 6 Spl. QD	1 3/4" Rd.

Hay Tedder

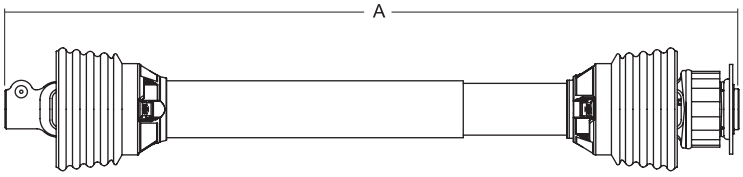

Stock Number	Series	Type	Overall Comp. Length Dim. "A"	Max. Running Length	Tractor Yoke	Implement Yoke
14206252	BYPY 2*	2-Rotor	52"	77"	1 3/8" × 6 Spl. QD	1 3/8" × 6 Spl. Radial Pin Clutch
14206454	BYPY 4**	4-Rotor	54"	79"	1 3/8" × 6 Spl. QD	1 3/8" × 6 Spl. Radial Pin Clutch

*Light Duty
**Heavy Duty

Metric Replacement Drivelines

Interchanges with Bondioli & Pavesi and Walterscheid

Peanut Harvester Non - CV

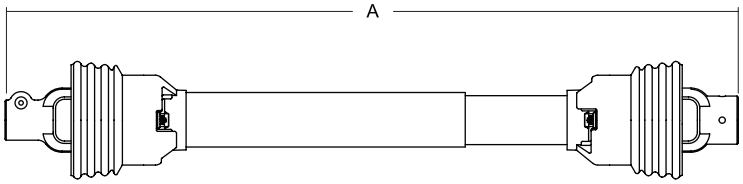

Stock Number	Series	Overall Comp. Length Dim. "A"	Max. Running Length	Tractor Yoke	Implement Yoke
14007955 (Star)	W/S 2500	55"	73"	1 3/4" × 20 Spl. QD	1 3/8" × 21 Spl. w/Pinhole

Post Hole Digger

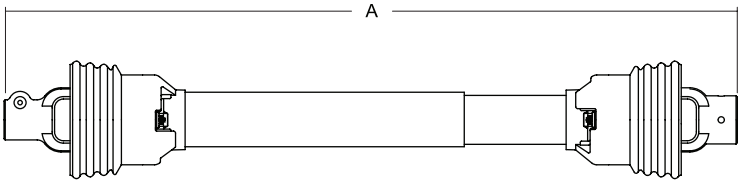

Stock Number	Series	Overall Comp. Length Dim. "A"	Max. Running Length	Tractor Yoke	Implement Yoke
14006252	BYPY 2*	52"	79"	1 3/8" × 6 Spl. QD	1 1/4" Rd w/Pinhole
14006453	BYPY 4**	53"	79"	1 3/8" × 6 Spl. QD	1 1/4" Rd w/Pinhole

*Light Duty
**Heavy Duty

Rotary Cutter

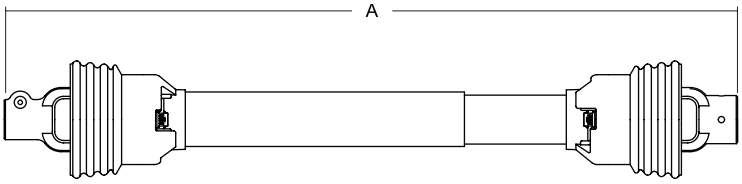

Stock Number	Series	Type	Overall Comp. Length Dim. "A"	Max. Running Length	Tractor Yoke	Implement Yoke
14006251	BYPY 2	Pull (Towed)	51"	76"	1 3/8" × 6 Spl. QD	1 3/8" Rd w/Pinhole
14006432	BYPY 4	4 ft. Lift (3-pt. Hitch)	32"	43"	1 3/8" × 6 Spl. QD	1 3/8" Rd w/ Pinhole
14006436	BYPY 4	5 ft. Lift (3-pt. Hitch)	36"	50"	1 3/8" × 6 Spl. QD	1 3/8" Rd w/ Pinhole
14006442	BYPY 4	6 ft. Lift (3-pt. Hitch)	42"	60"	1 3/8" × 6 Spl. QD	1 3/8" Rd w/ Pinhole
14006451	BYPY 4	Pull (Towed)	51"	76"	1 3/8" × 6 Spl. QD	1 3/8" Rd w/ Pinhole
14006542	BYPY 5	6 ft. Lift (3-pt. Hitch)	42"	60"	1 3/8" × 6 Spl QD	1 3/8" Rd w/ Pinhole
14006546	BYPY 5	6 ft. Heavy Duty	46"	67"	1 3/8" × 6 Spl QD	1 3/8" × 6 Spl. QD
14006551	BYPY 5	6 ft. Lift (3-pt. Hitch)	51"	76"	1 3/8" × 6 Spl QD	1 3/8" Rd.
14006652	BYPY 6	7 ft. Lift (3-pt. Hitch)	52"	76"	1 3/8" × 6 Spl. QD	1 3/8" Rd w/ Pinhole

Rotary Cutter/Tiller

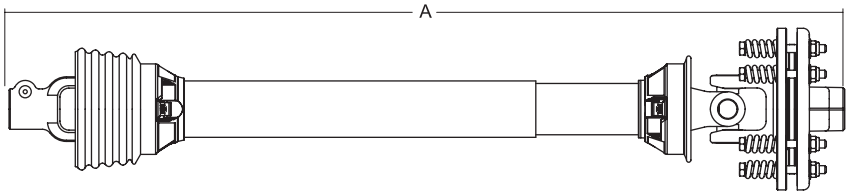

Stock Number	Series	Type	Overall Comp. Length Dim. "A"	Max. Running Length	Tractor Yoke	Implement Yoke
14106438	BYPY 4	Pull (Towed)	38"	52"	1 3/8" × 6 Sp.l QD	1 3/8" × 6 Spl. w/Friction Clutch
14106546	BYPY 5	Pull (Towed)	46"	65"	1 3/8" × 6 Spl. QD	1 3/8" × 6 Spl. w/Friction Clutch
14106654	BYPY 6	7 ft. Lift (3-pt. Hitch)	54"	78"	1 3/8" × 6 Spl. QD	1 3/8" × 6 Spl. w/Friction Clutch
14106233	BYPY 2	Pull (Towed)	33"	58"	1 3/8" × 6 Spl. QD	1 3/8" × 6 Spl. w/Friction Clutch
14106436	BYPY 4	Pull (Towed)	36"	48"	1 3/8" × 6 Spl. QD	1 3/8" × 6 Spl. w/Friction Clutch
14106660	BYPY 6	7 ft. Lift (3-pt. Hitch)	60"	89"	1 3/8" × 6 Spl. QD	1 3/4" × 20 Spl. w/Friction Clutch
14106661	BYPY 6	7 ft. Lift (3-pt. Hitch)	61"	92"	1 3/4" × 20 Spl. QD	1 3/4" × 20 Spl. w/Friction Clutch

Q.D. Repair Kit

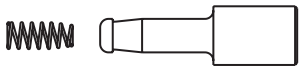

Stock No. 13006121

Repair Kit for 1 3/8"× 6 Spl. & 1 3/8"× 21 Spl.
Bondioli & Pavesi Series 1,2,3,4,5,6,7N, 8 and 9

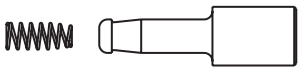

Stock No. 13006720

Repair Kit for 7N Series
1 3/4"× 20 Spl.

Stock No. 13007120

Repair Kit for 1 3/4"× 20 Spl.
All Walterscheid Series
Spring Internal to Yoke

Stock No. 13007138

Repair Kit for 1 3/8"× 6 Spl. & 1 3/8"× 21 Spl.
for all Walterscheid Series

Locking Device Repair Kit

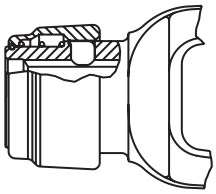

***Auto-Lok/Safety Slide Lock**

Stock No. 13004000

Repair Kit for Weasler Auto-Lok and
Safety Slide Lock
6 Spline & 21 Spline

* This repair kit contains both balls & pawls. When repairing the "Safety Slide Lock" use the pawls only and discard the balls. When repairing the "Auto-Lok" use both the balls and the pawls.

WORLD WIDE
80° CONSTANT VELOCITY

- LIGHT WEIGHT AND COMPACT DESIGN FOR HANDLING EASE
- METRIC NOW HAS SEALED CENTER HOUSING WITH NORTH AMERICAN-STYLE BALL AND SOCKET SYSTEM



N.A. Equal Arm 80° C.V. Joint



Metric Equal Arm 80° C.V. Joint

80° Equal Arm Tractor Yokes

Bushing Lube Cross Kits

Easy Lock Guarding

Metric Old-Style *Metric & Domestic New-Style*

- SINGLE GUARD POSITION WILL ACCESS ALL GREASE ZERK LOCATIONS ON C.V.
- GUARD SYSTEMS ARE CE AND ISO COMPLIANT
- ARTICULATED GUARD SYSTEM PROVIDES FULL COVERAGE AT MAXIMUM ANGLE
- METRIC GUARD IS NOW UPGRADED TO THE PATENTED NORTH AMERICAN AND USER-FRIENDLY EASY LOCK SYSTEM

Higher Value - Smarter Solutions

Weasler®

Aftermarket Product Guide

Constant Velocity

Drivelines and Components

80° CV Category 3 / 14

UNEQUAL ARM

Tractor Yoke

Auto-Lok
Repair Kit - 13004000

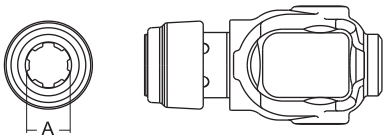

Stock Number	Dim. "A" Bore
111-1406	1 3/8" x 6 Spl.

Cross & Bearing Kit
(R-Kit)
(Recommended 8 hr. grease interval)

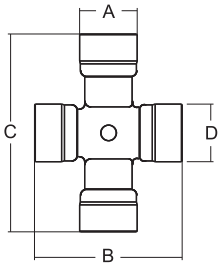

Stock Number	Dim. "A"	Dim. "B"	Dim. "C"	Dim. "D"
200-1430	1 1/8"	2 5/8"	4 1/4"	1 1/8"

Extended Lubrication Cross & Bearing Kit
(E-Kit)
(Recommended 50 hr. grease interval)

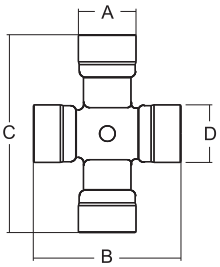

Stock Number	Dim. "A"	Dim. "B"	Dim. "C"	Dim. "D"
201-1430	1 1/8"	2 5/8"	4 1/4"	1 1/8"

Center Housing

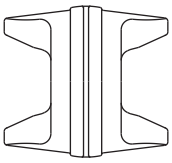

Stock Number	
550-1430	*No Longer Available In Unequal Arm*

Order Replacement Joint & Shaft Assembly Part # 15553800 or 15653800

Yoke & Shaft

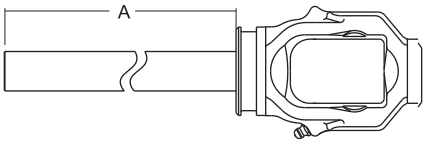

Stock Number	
10101400	*No Longer Available In Unequal Arm*

Order Replacement Joint & Shaft Assembly Part # 15553800 or 15653800

EQUAL ARM

Tractor Yoke

Auto-Lok
Repair Kit -13004000

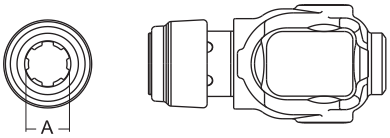

Stock Number	Dim. "A" Bore
121-1406	1 3/8" x 6 Spl.
121-1421	1 3/8" x 21 Spl.

Cross & Bearing Kit
(R-Kit)
(Recommended 8 hr. grease interval)

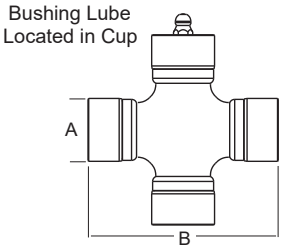

Stock Number	Dim. "A"	Dim. "B"
203-0310	27mm (1.07")	81.78mm (3.22")

Extended Lubrication Cross & Bearing Kit
(E-Kit)
(Recommended 50 hr. grease interval)

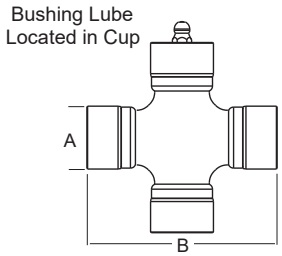

Stock Number	Dim. "A"	Dim. "B"
204-0310	27mm (1.07")	81.78mm (3.22")

Center Housing

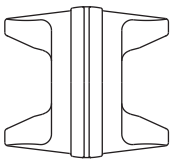

Stock Number
515-1430

Yoke & Shaft

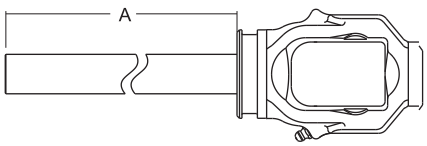

Stock Number	Shaft Size	Dim. "A" Shaft Length
10103800	1" x 1 1/8" Rect.	27"

CONSTANT VELOCITY

80° CV Category 3 / 14

UNEQUAL ARM

Yoke, Tube & Sleeve Assembly

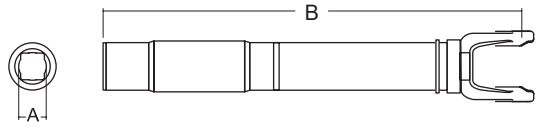

Stock Number	Dim. "A" Bore	Overall Driveline Length	Dim. "B" *CL to end of Sleeve
11101448	1" x 1 1/8" Rect.	48"	31.63"

*CL= Centerline

Yoke, Tube & Sleeve Assembly w/Guard

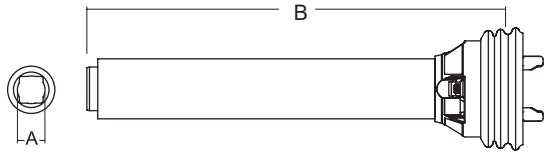

Stock Number	Dim. "A" Bore	Overall Driveline Length	Dim. "B" *CL to end of Sleeve
17501448	1" x 1 1/8" Rect.	48"	31.63"

*CL= Centerline

Joint & Shaft

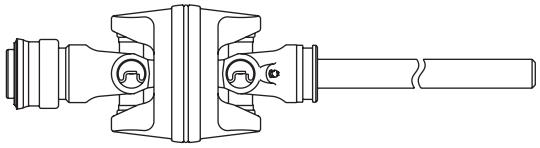

Stock Number		
15501406	*No Longer Available In Unequal Arm*	*Use Part No. 15553800*
15601421	*No Longer Available In Unequal Arm*	*Use Part No. 15653800*

Joint & Shaft w/Guard

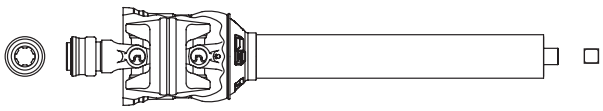

Stock Number		
19501406	*No Longer Available In Unequal Arm*	*Use Part No. 19553800*
19601421	*No Longer Available In Unequal Arm*	*Use Part No. 19653800*

EQUAL ARM

Yoke, Tube & Sleeve Assembly

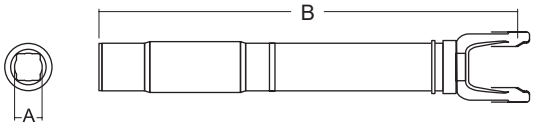

Stock Number	Dim. "A" Bore	Overall Driveline Length	Dim. "B" *CL to end of Sleeve
11101448	1" x 1 1/8" Rect.	48"	31.63"

*CL= Centerline

Yoke, Tube & Sleeve Assembly w/Guard

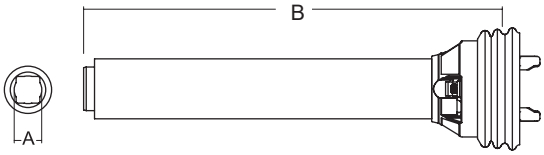

Stock Number	Dim. "A" Bore	Overall Driveline Length	Dim. "B" *CL to end of Sleeve
17501448	1" x 1 1/8" Rect.	48"	31.63"

*CL= Centerline

Joint & Shaft

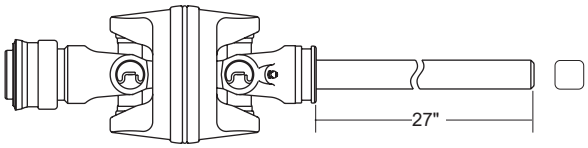

Stock Number	Shaft Size	Shaft Length	Tractor Yoke
15553800	1" x 1 1/8" Rect.	27"	1 3/8" x 6 Spl.
15653800	1" x 1 1/8" Rect.	27"	1 3/8" x 21 Spl.

Joint & Shaft w/Guard

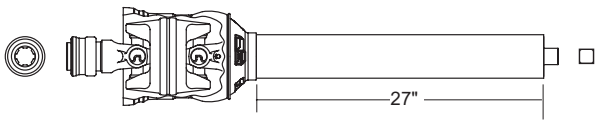

Stock Number	Shaft Size	Shaft Length	Tractor Yoke
19553800	1" x 1 1/8" Rect.	27"	1 3/8" x 6 Spl.
19653800	1" x 1 1/8" Rect.	27"	1 3/8" x 21 Spl.

80° CV Category 3 / 14

UNEQUAL ARM

Guard



Bearings supplied with Guard

Stock Number	Overall Driveline Length	Bearing Kit (2-per kit)
912-1448	48”	921-1400
912-1458	58”	921-1400
912-1467	67”	921-1400

Assembly instructions included with guard bearing kit
NOTE: Guards must rotate freely on yokes

Easy Lock™ Replacement Kit

Part Number: 13005000 (4-per Kit)

Guard Chain Kit

Part Number: 13006500 (2-per Kit)

Drivelines

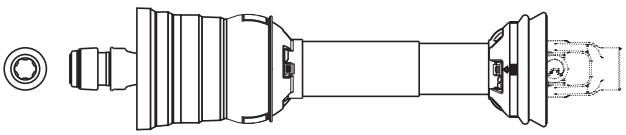

Stock Number		
14501448	*No Longer Available In Unequal Arm*	*Use Part No. 14553848*
14501458	*Obsolete*	
14501467	*Obsolete*	
14601448	*No Longer Available In Unequal Arm*	*Use Part No. 14653848*
14601458	*Obsolete*	
14601467	*Obsolete*	

EQUAL ARM

Guard



Bearings supplied with Guard

Stock Number	Overall Driveline Length	Bearing Kit (2-per kit)
912-1448	48”	921-1400
912-1458	58”	921-1400
912-1467	67”	921-1400

Assembly instructions included with guard bearing kit
NOTE: Guards must rotate freely on yokes

Easy Lock™ Replacement Kit

Part Number: 13005000 (4-per Kit)

Guard Chain Kit

Part Number: 13006500 (2-per Kit)

Drivelines

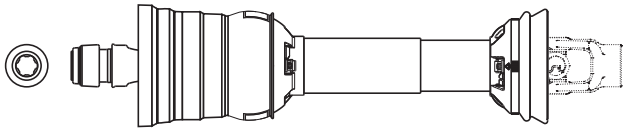

Stock Number	Dim. “A” Overall Com. Length	Max Overall Ext. Length	Tractor Yoke
14553848*	48”	66	1 3/8” x 6 Spl. AL
14653848*	48”	66	1 3/8” x 21 Spl. AL

**(Order implement yoke and cross & bearing kit separately as required)*

80° CV Category 4 / 35

UNEQUAL ARM

Tractor Yoke

Auto-Lok
Repair Kit -13004000

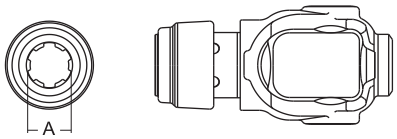

Stock Number	Dim. "A" Bore
113-3506	1 3/8" x 6 Spl.
113-3520	1 3/4" x 20 Spl.
113-3521	1 3/8" x 21 Spl.

Cross & Bearing Kit
(R-Kit)
(Recommended 8 hr. grease interval)

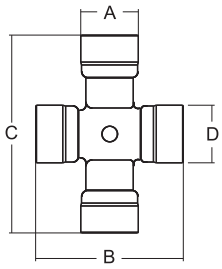

Stock Number	Dim. "A"	Dim. "B"	Dim. "C"	Dim. "D"
200-3540	1 1/8"	3 7/32"	4 1/4"	1 1/4"

Extended Lubrication Cross & Bearing Kit
(E-Kit)
(Recommended 50 hr. grease interval)

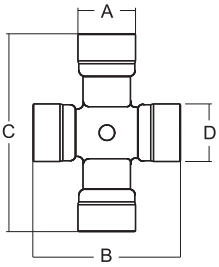

Stock Number	Dim. "A"	Dim. "B"	Dim. "C"	Dim. "D"
201-3540	1 1/8"	3 7/32"	4 1/4"	1 1/4"

EQUAL ARM

Tractor Yoke

Auto-Lok
Repair Kit -13004000

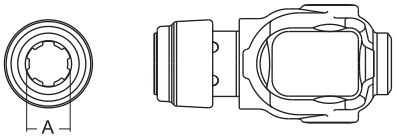

Stock Number	Dim. "A" Bore
111-8606	1 3/8" x 6 Spl.
111-8620	1 3/4" x 20 Spl.
111-8621	1 3/8" x 21 Spl.

Cross & Bearing Kit
(R-Kit)
(Recommended 8 hr. grease interval)

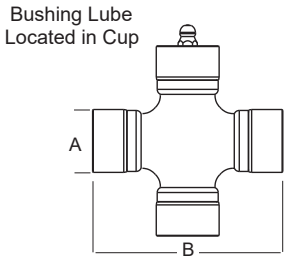

Stock Number	Dim. "A"	Dim. "B"
203-8692	30.22mm (1.19")	92.0mm (3.63")

Extended Lubrication Cross & Bearing Kit
(E-Kit)
(Recommended 50 hr. grease interval)

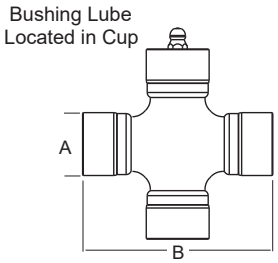

Stock Number	Dim. "A"	Dim. "B"
204-8692	30.22mm (1.19")	92.0mm (3.63")

80° CV Category 4 / 35

UNEQUAL ARM

Center Housing

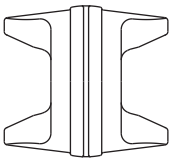

Stock Number
550-3540 *No Longer Available In Unequal Arm*
Order Replacement Joint & Shaft Assembly Part # 15558600 or 15658600 or 15758600

Yoke & Shaft

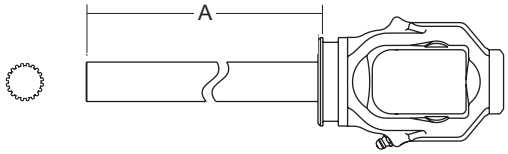

Stock Number	Shaft Size	Major Dim.	Dim. "A" Shaft Length
10103501	1 5/16" x 20 Spl.	1.3801/1.375"	27"

Yoke, Tube & Sleeve Assembly

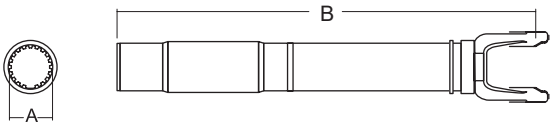

Stock Number	Dim. "A" Bore	Overall Driveline Length	Dim. "B" *CL to end of Sleeve
11113548	1 5/16" x 20 Spl.	48"	32"
11113558	1 5/16" x 20 Spl.	58"	41.63"

*CL = Centerline

Joint & Shaft

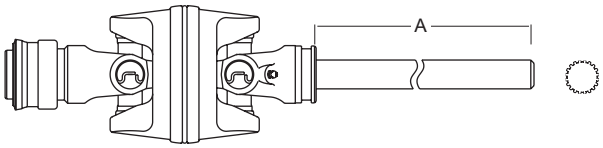

Stock Number		
15503540	No Longer Available In Unequal Arm	Use Part No. 15558600
15603540	No Longer Available In Unequal Arm	Use Part No. 15658600
15703540	No Longer Available In Unequal Arm	Use Part No. 15758600

EQUAL ARM

Center Housing

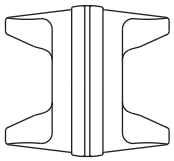

Stock Number
515-8600

Yoke & Shaft

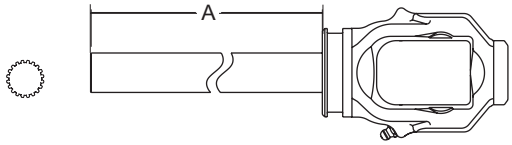

Stock Number	Shaft Size	Major Dim.	Dim. "A" Shaft Length
10108600	1 5/16" x 20 Spl.	1.3801/1.375"	27"

Yoke, Tube & Sleeve Assembly

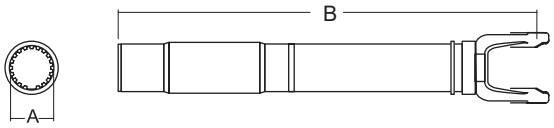

Stock Number	Dim. "A" Bore	Overall Driveline Length	Dim. "B" *CL to end of Sleeve
11113548	1 5/16" x 20 Spl.	48"	32"
11113558	1 5/16" x 20 Spl.	58"	41.63"

*CL = Centerline

Joint & Shaft

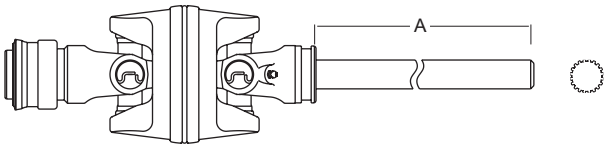

Stock Number	Shaft Size	Dim A Shaft Length	Tractor Yoke
15558600	1 5/16" x 20 Spl.	27"	1 3/8" x 6 Spl.
15658600	1 5/16" x 20 Spl.	27"	1 3/8" x 21 Spl.
15758600	1 5/16" x 20 Spl.	27"	1 3/4" x 20 Spl.

80˚ CV Category 4 / 35

UNEQUAL ARM

Yoke, Tube & Sleeve Assembly w/Guard

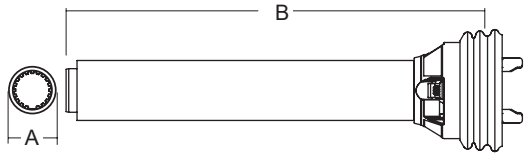

Stock Number	Dim. "A" Bore	Overall Driveline Length	Dim. "B" *CL to end of Sleeve
17513548	1 5/16" x 20 Spl.	48"	32"
17513558	1 5/16" x 20 Spl.	58"	41.63"

*CL = Centerline

Joint & Shaft w/Guard

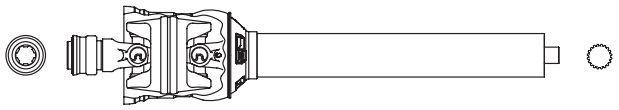

Stock Number		
19503540	No Longer Available In Unequal Arm	Use Part No. 19558600
19603540	No Longer Available In Unequal Arm	Use Part No. 19658600
19703540	No Longer Available In Unequal Arm	Use Part No. 19758600

EQUAL ARM

Yoke, Tube & Sleeve Assembly w/Guard

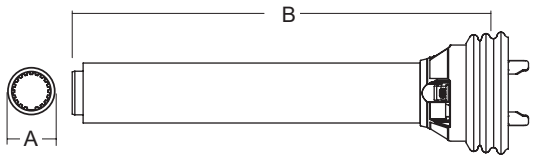

Stock Number	Dim. "A" Bore	Overall Driveline Length	Dim. "B" *CL to end of Sleeve
17513548	1 5/16" x 20 Spl.	48"	32"
17513558	1 5/16" x 20 Spl.	58"	41.63"

*CL = Centerline

Joint & Shaft w/Guard

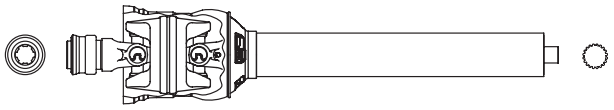

Stock Number	Shaft Size	Shaft Length	Tractor Yoke
19558600	1 5/16" x 20 Spl.	27.5"	1 3/8" x 6 Spl.
19658600	1 5/16" x 20 Spl.	27.5"	1 3/8" x 21 Spl.
19758600	1 5/16" x 20 Spl.	27.5"	1 3/4" x 20 Spl.

Driveline Tractor Tube Half Assembly w/Guard

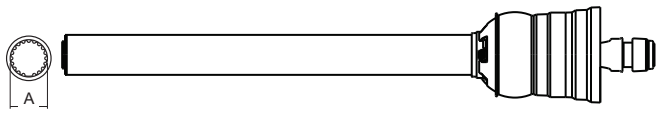

Stock Number	Tractor Yoke	Dim. "A" Bore	Tube Half
92-14558659	1 3/8" x 6 Spl.	1 11/16" x 20 Spl.	2 1/2" OD
92-14658659	1 3/8" x 21 Spl.	1 11/16" x 20 Spl.	2 1/2" OD
92-14758659	1 3/4" x 20 Spl.	1 11/16" x 20 Spl.	2 1/2" OD

NOTE:*The above two part numbers are provided with CV, tube and slip sleeve assembled. CV TUBE HALF to connect to TRACTOR PTO.*

80˚ CV Category 4 / 35

UNEQUAL ARM

Guard



Bearings supplied with Guard

Stock Number	Overall Driveline Length	Bearing Kit (2-Per Kit)
912-1448	48”	921-1400
912-1458	58”	921-1400
912-1467	67”	921-1400

Assembly instructions included with guard bearing kit
NOTE: Guards must rotate freely on yokes

Easy Lock ™ Replacement Kit

Part Number: 13005000 (4-per Kit)

Guard Chain Kit

Part Number: 13006500 (2-per Kit)

Drivelines

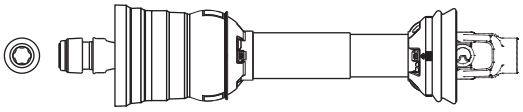

Stock Number		
14513548	No Longer Available In Unequal Arm	Use Part No. 14558648
14513558	No Longer Available In Unequal Arm	Use Part No. 14558658
14513567	Obsolete	
14613548	No Longer Available In Unequal Arm	Use Part No. 14658648
14613558	No Longer Available In Unequal Arm	Use Part No. 14658658
14613567	Obsolete	
14713548	No Longer Available In Unequal Arm	Use Part No. 14758648
14713558	No Longer Available In Unequal Arm	Use Part No. 14758658
14713567	Obsolete	

EQUAL ARM

Guard



Bearings supplied with Guard

Stock Number	Overall Driveline Length	Bearing Kit (2-Per Kit)
912-1448	48”	921-1400
912-1458	58”	921-1400
912-1467	67”	921-1400

Assembly instructions included with guard bearing kit
NOTE: Guards must rotate freely on yokes

Easy Lock™ Replacement Kit

Part Number: 13005000 (4-per Kit)

Guard Chain Kit

Part Number: 13006500 (2-per Kit)

Drivelines

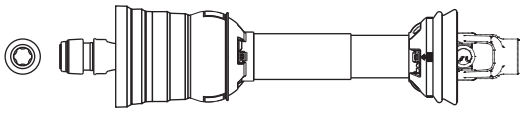

Stock Number	Overall Com. Length	Max Overall Ext. Length	Tractor Yoke
14558648*	48”	69”	1 3/8” x 6 Spl. AL
14558658*	58”	80”	1 3/8” x 6 Spl. AL
14658648*	48”	69”	1 3/8” x 21 Spl. AL
14658658*	58”	80”	1 3/8” x 21 Spl. AL
14758648*	48”	69”	1 3/4” x 20 Spl. AL
14758658*	58”	80”	1 3/4” x 20 Spl. AL

**(Order implement yoke and cross & bearing kit separately as required)*

Complete CV Driveline

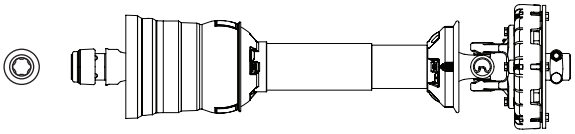

Stock Number	Overall Com. Length	Max Overall Ext. Length	Tractor Yoke	Implement Yoke
14686602	58”	78”	1 3/8”x21 Spl. AL	1 3/8”x21 Spl.w/Fric.Cl.
14586601	58”	78”	1 3/8”x6 Spl. AL	1 3/8”x21 Spl.w/Fric.Cl.

80° CV Category 5 / 35-44

UNEQUAL ARM

Tractor Yoke

Auto-Lok
Repair Kit - 13004000

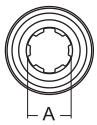

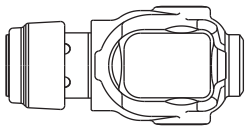

Stock Number	Dim. "A" Bore
111-3506	1 3/8" x 6 Spl.
111-3520	1 3/4" x 20 Spl.
111-3521	1 3/8" x 21 Spl.

Cross & Bearing Kit
(R-Kit)
(Recommended 8 hr. grease interval)

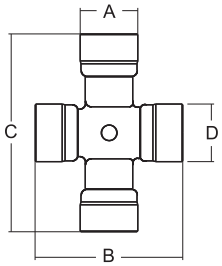

Stock Number	Dim. "A"	Dim. "B"	Dim. "C"	Dim. "D"
200-3545	1 1/4"	3 7/32"	4 5/16"	1 1/4"

Extended Lubrication Cross & Bearing Kit
(E-Kit)
(Recommended 50 hr. grease interval)

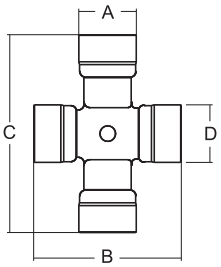

Stock Number	Dim. "A"	Dim. "B"	Dim. "C"	Dim. "D"
201-3545	1 1/4"	3 7/32"	4 5/16"	1 1/4"

Shaft

1 11/16 x 20 Spline
Introduction Hardened

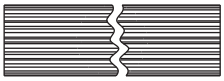

Stock Number	Length	Major Dim.
404-2720	3'	1.790/1.785

EQUAL ARM

Tractor Yoke

Auto-Lok
Repair Kit - 13004000

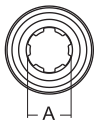

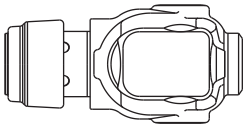

Stock Number	Dim. "A" Bore
111-5806	1 3/8" x 6 Spl.
111-5820	1 3/4" x 20 Spl.
111-5821	1 3/8" x 21 Spl.

Cross & Bearing Kit
(R-Kit)
(Recommended 8 hr. grease interval)

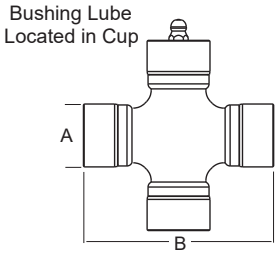

Stock Number	Dim. "A"	Dim. "B"
200-5800	30.22mm (1 3/16")	106.35mm (4 3/16")

Extended Lubrication Cross & Bearing Kit
(E-Kit)
(Recommended 50 hr. grease interval)

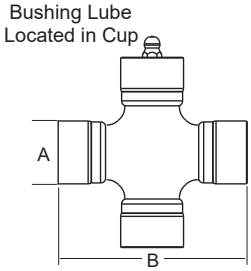

Stock Number	Dim. "A"	Dim. "B"
201-5800	30.22mm (1 3/16")	106.35mm (4 3/16")

Shaft

1 11/16 x 20 Spline
Introduction Hardened

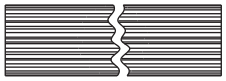

Stock Number	Length	Major Dim.
404-2720	3'	1.790/1.785

80° CV Category 5 / 35-44

UNEQUAL ARM

Center Housing

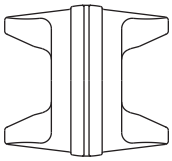

Stock Number
550-3545 No Longer Available in Unequal Arm
Order Replacement Joint & Shaft Assembly Part #15505806 or 15605821 or 15705820

Yoke & Shaft

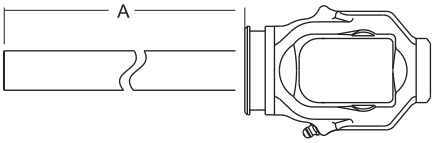

Stock Number
10103500 No Longer Available in Unequal Arm
Order Replacement Joint & Shaft Assembly Part #15505806 or 15605821 or 15705820

Yoke, Tube & Sleeve Assembly

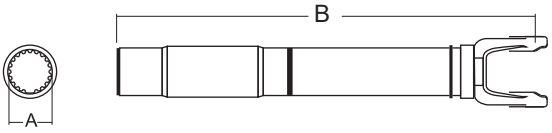

Stock Number	Dim. "A" Bore	Overall Driveline Length	Dim. "B" *CL to end of Sleeve
11103548	1 11/16" x 20 Spl.	48"	29.38"
11103558	1 11/16" x 20 Spl.	58"	39.38"
11103567	1 11/16" x 20 Spl.	67"	48.38"
11103573	1 11/16" x 20 Spl.	73"	54.38"
11103579	1 11/16" x 20 Spl.	79"	60.38"
11104448	1 11/16" x 20 Spl.	48"	28.88"
11104458	1 11/16" x 20 Spl.	58"	38.88"
11104467	1 11/16" x 20 Spl.	67"	47.88"
11104473	1 11/16" x 20 Spl.	73"	53.88"
11104479	1 11/16" x 20 Spl.	79"	59.88"

*CL = Centerline

EQUAL ARM

Center Housing

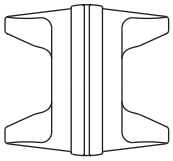

Stock Number
515-5800

Yoke & Shaft

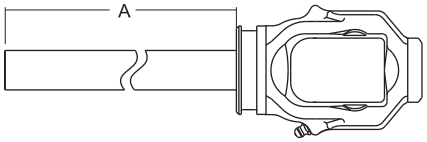

Stock Number	Shaft Size	Dim. "A" Shaft Length
10105800	1 11/16" x 20 Spl.	27"

Yoke, Tube & Sleeve Assembly

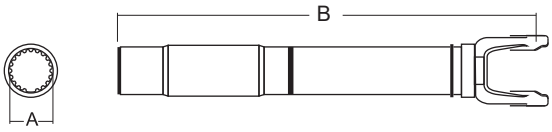

Stock Number	Dim. "A" Bore	Overall Driveline Length	Dim. "B" *CL to end of Sleeve
11103548	1 11/16" x 20 Spl.	48"	29.38"
11103558	1 11/16" x 20 Spl.	58"	39.38"
11103567	1 11/16" x 20 Spl.	67"	48.38"
11103573	1 11/16" x 20 Spl.	73"	54.38"
11103579	1 11/16" x 20 Spl.	79"	60.38"
11104448	1 11/16" x 20 Spl.	48"	28.88"
11104458	1 11/16" x 20 Spl.	58"	38.88"
11104467	1 11/16" x 20 Spl.	67"	47.88"
11104473	1 11/16" x 20 Spl.	73"	53.88"
11104479	1 11/16" x 20 Spl.	79"	59.88"

*CL = Centerline

80˚ CV Category 5 / 35-44

UNEQUAL ARM

Joint & Shaft

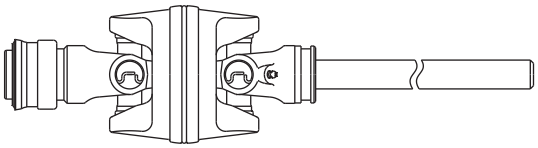

Stock Number	
15503506 No Longer Available In Unequal Arm	Use Part No. 15505806
15603521 No Longer Available In Unequal Arm	Use Part No. 15605821
15703520 No Longer Available In Unequal Arm	Use Part No. 15705820

Yoke, Tube & Sleeve Assembly w/Guard

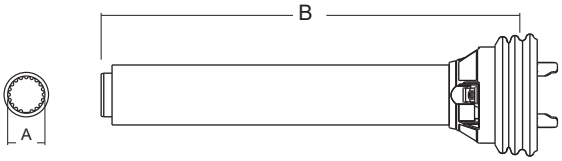

Stock Number	Dim. "A" Bore	Overall Driveline Length	Dim. "B" *CL to end of Sleeve
17503548	1 11/16" x 20 Spl.	48"	29.38"
17503558	1 11/16" x 20 Spl.	58"	39.38"
17503567	1 11/16" x 20 Spl.	67"	48.38"
17503573	1 11/16" x 20 Spl.	73"	54.38"
17053579	1 11/16" x 20 Spl.	79"	60.38"
17504448	1 11/16" x 20 Spl.	48"	28.88"
17504458	1 11/16" x 20 Spl.	58"	38.88"
17504467	1 11/16" x 20 Spl.	67"	47.88"
17504473	1 11/16" x 20 Spl.	73"	53.88"
17504479	1 11/16" x 20 Spl.	79"	59.87"

*CL = Centerline

Joint & Shaft w/Guard

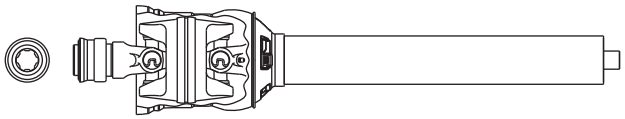

Stock Number	
19503506 No Longer Available In Unequal Arm	Use Part No. 19505806
19603521 No Longer Available In Unequal Arm	Use Part No. 19605821
19703520 No Longer Available In Unequal Arm	Use Part No. 19705820

EQUAL ARM

Joint & Shaft

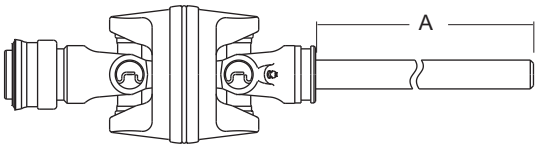

Stock Number	Shaft Size	Dim. "A" Shaft Length	Tractor Yoke
15505806	1 11/16" x 20 Spl.	27"	1 3/8" x 6 Spl.
15605821	1 11/16" x 20 Spl.	27"	1 3/8" x 21 Spl.
15705820	1 11/16" x 20 Spl.	27"	1 3/4" x 20 Spl.

Yoke, Tube & Sleeve Assembly w/Guard

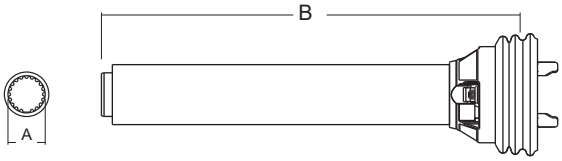

Stock Number	Dim. "A" Bore	Overall Driveline Length	Dim. "B" *CL to end of Sleeve
17503548	1 11/16" x 20 Spl.	48"	29.38"
17503558	1 11/16" x 20 Spl.	58"	39.38"
17503567	1 11/16" x 20 Spl.	67"	48.38"
17503573	1 11/16" x 20 Spl.	73"	54.38"
17053579	1 11/16" x 20 Spl.	79"	60.38"
17504448	1 11/16" x 20 Spl.	48"	28.88"
17504458	1 11/16" x 20 Spl.	58"	38.88"
17504467	1 11/16" x 20 Spl.	67"	47.88"
17504473	1 11/16" x 20 Spl.	73"	53.88"
17504479	1 11/16" x 20 Spl.	79"	59.87"

*CL = Centerline

Joint & Shaft w/Guard

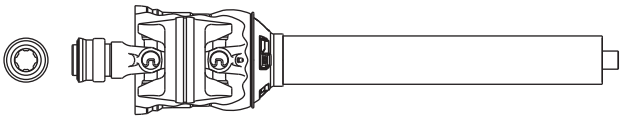

Stock Number	Shaft Size	Shaft Length	Tractor Yoke
19505806	1 11/16" x 20 Spl.	27"	1 3/8" x 6 Spl.
19605821	1 11/16" x 20 Spl.	27"	1 3/8" x 21 Spl.
19705820	1 11/16" x 20 Spl.	27"	1 3/4" x 20 Spl.

80˚ CV Category 5 / 35-44

UNEQUAL ARM

Driveline Tractor Tube Half Assembly w/Guard

Stock Number		
92-14503559	No Longer Available In Unequal Arm	Use Part No. 92-14505859
92-14603559	No Longer Available In Unequal Arm	Use Part No. 92-14605859

Guard

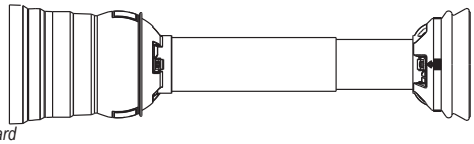

Bearings supplied with Guard

Stock Number	Overall Driveline Length	Bearing Kit (2-per kit)
912-3548	48”	921-3500
912-3558	58”	921-3500
912-3567	67”	921-3500
912-3573	73”	921-3500
912-3579	79”	921-3500

Assembly instructions included with guard bearing kit
NOTE: Guards must rotate freely on yokes

Easy Lock™ Replacement Kit

Part Number: 13005000 (4-per Kit)

Guard Chain Kit

Insert the “S” hook through the guard loop and crimp shut

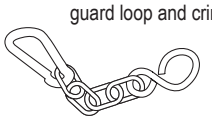

Part Number: 13006500 (2-per Kit)

EQUAL ARM

Driveline Tractor Tube Half Assembly w/Guard



Stock Number	Tractor Yoke	Dim. “A” Bore	Tube Half
92-14505859	1 3/8” x 6 Spl.	1 11/16” x 20 Spl.	2 1/2” OD
92-14605859	1 3/8” x 21 Spl.	1 11/16” x 20 Spl.	2 1/2” OD

NOTE:*The above two part numbers are provided with CV, tube and slip sleeve assembled. CV TUBE HALF to connect to TRACTOR PTO.*

Guard



Bearings supplied with Guard

Stock Number	Overall Driveline Length	Bearing Kit (2-per kit)
912-3548	48”	921-3500
912-3558	58”	921-3500
912-3567	67”	921-3500
912-3573	73”	921-3500
912-3579	79”	921-3500

Assembly instructions included with guard bearing kit
NOTE: Guards must rotate freely on yokes

Easy Lock™ Replacement Kit

Part Number: 13005000 (4-per Kit)

Guard Chain Kit

Insert the “S” hook through the guard loop and crimp shut

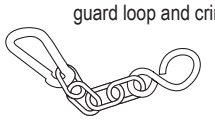

Part Number: 13006500 (2-per Kit)

80° CV Category 5 / 35-44

UNEQUAL ARM

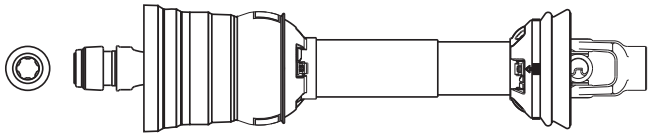

Stock Number		
14503500	No Longer Available In Unequal Arm	Use Part No. 14505800
14503501	No Longer Available In Unequal Arm	Use Part No. 14505801
14503502	No Longer Available In Unequal Arm	Use Part No. 14505802
14503548	No Longer Available In Unequal Arm	Use Part No. 14505848
14503558	No Longer Available In Unequal Arm	Use Part No. 14505858
14503567	No Longer Available In Unequal Arm	Use Part No. 14505867
14504448	No Longer Available In Unequal Arm	Use Part No. 14545848
14504458	No Longer Available In Unequal Arm	Use Part No. 14545858
14504467	No Longer Available In Unequal Arm	Use Part No. 14545867
14504473	No Longer Available In Unequal Arm	Use Part No. 14545873
14504479	No Longer Available In Unequal Arm	Use Part No. 14545879
14603500	No Longer Available In Unequal Arm	Use Part No. 14605800
14603548	No Longer Available In Unequal Arm	Use Part No. 14605848
14603558	No Longer Available In Unequal Arm	Use Part No. 14605858
14603567	No Longer Available In Unequal Arm	Use Part No. 14605867
14604448	No Longer Available In Unequal Arm	Use Part No. 14645848
14604458	No Longer Available In Unequal Arm	Use Part No. 14645858
14604467	No Longer Available In Unequal Arm	Use Part No. 14645867
14703548	No Longer Available In Unequal Arm	Use Part No. 14705848
14703558	No Longer Available In Unequal Arm	Use Part No. 14705858
14703567	No Longer Available In Unequal Arm	Use Part No. 14705867
14704448	No Longer Available In Unequal Arm	Use Part No. 14745848
14704458	No Longer Available In Unequal Arm	Use Part No. 14745858
14704467	No Longer Available In Unequal Arm	Use Part No. 14745867

EQUAL ARM

Stock Number	Shaft Size	Overall Compressed Length	Maximum Overall Extended Operating Length	Tractor Yoke	Implement Yoke	Category
14505800	1 11/16" × 20 Spl.	58"	79"	1 3/8" × 6 Spl.	1 3/8" x 6 Spl. w/Friction Cl.	5/35
14505801	1 11/16" × 20 Spl.	67"	88"	1 3/8" × 6 Spl.	1 3/8" x 21 Spl. w/Friction Cl.	5/35
14505802	1 11/16" × 20 Spl.	58"	79"	1 3/8" × 6 Spl.	1 3/8" x 6 Spl. w/Friction Cl	5/35
14505848	1 11/16" × 20 Spl.	48"	67"	1 3/8" × 6 Spl.	*	5/35
14505858	1 11/16" × 20 Spl.	58"	77"	1 3/8" × 6 Spl.	*	5/35
14505867	1 11/16" × 20 Spl.	67"	84"	1 3/8" × 6 Spl.	*	5/35
14545848	1 11/16" × 20 Spl.	48"	67"	1 3/8" × 6 Spl.	*	5/44
14545858	1 11/16" × 20 Spl.	58"	77"	1 3/8" × 6 Spl.	*	5/44
14545867	1 11/16" × 20 Spl.	67"	84"	1 3/8" × 6 Spl.	*	5/44
14545873	1 11/16" × 20 Spl.	73"	92"	1 3/8" × 6 Spl.	*	5/44
14545879	1 11/16" × 20 Spl.	79"	96"	1 3/8" × 6 Spl.	*	5/44
14605800	1 11/16" × 20 Spl.	58"	79"	1 3/8" × 21 Spl.	1 3/8" x 6 Spl. w/Friction Clutch	5/35
14605848	1 11/16" × 20 Spl.	48"	67"	1 3/8" × 21 Spl.	*	5/35
14605858	1 11/16" × 20 Spl.	58"	77"	1 3/8" × 21 Spl.	*	5/35
14605867	1 11/16" × 20 Spl.	67"	84"	1 3/8" × 21 Spl.	*	5/35
14645848	1 11/16" × 20 Spl.	48"	67"	1 3/8" × 21 Spl.	*	5/44
14645858	1 11/16" × 20 Spl.	58"	77"	1 3/8" × 21 Spl.	*	5/44
14645867	1 11/16" × 20 Spl.	67"	84"	1 3/8" × 21 Spl.	*	5/44
14705848	1 11/16" × 20 Spl.	48"	67"	1 3/4" × 20 Spl.	*	5/35
14705858	1 11/16" × 20 Spl.	58"	77"	1 3/4" × 20 Spl.	*	5/35
14705867	1 11/16" × 20 Spl.	67"	84"	1 3/4" × 20 Spl.	*	5/35
14745848	1 11/16" × 20 Spl.	48"	67"	1 3/4" × 20 Spl.	*	5/44
14745858	1 11/16" × 20 Spl.	58"	77"	1 3/4" × 20 Spl.	*	5/44
14745867	1 11/16" × 20 Spl.	67"	84"	1 3/4" × 20 Spl.	*	5/44

(Order implement yoke and cross and bearing kit separately as required)

80° CV Category 6 / 55

UNEQUAL ARM

Tractor Yoke

Auto-Lok
Repair Kit - 13004000

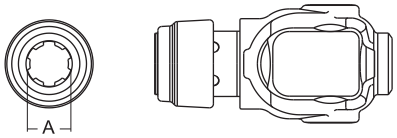

Stock Number	Dim. "A" Bore
111-5506	1 3/8" x 6 Spl.
111-5520	1 3/4" x 20 Spl.
111-5521	1 3/8" x 21 Spl.

Cross & Bearing Kit
(R-Kit)
(Recommended 8 hr. grease interval)

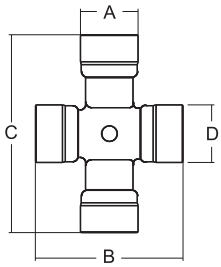

Stock Number	Dim. "A"	Dim. "B"	Dim. "C"	Dim. "D"
200-5556	1 5/16"	3 23/32"	4 5/16"	1 17/32"

Shaft

1 11/16 x 20 Spline
Introduction hadrened

Stock Number	Length	Major Dim.
404-2720	3'	1.790/1.785

EQUAL ARM

Tractor Yoke

Auto-Lok
Repair Kit - 13004000

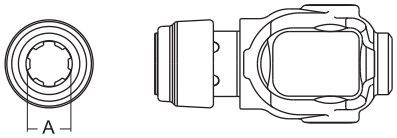

Stock Number	Dim. "A" Bore
111-6806	1 3/8" x 6 Spl.
111-6820	1 3/4" x 20 Spl.
111-6821	1 3/8" x 21 Spl.

Cross & Bearing Kit
(R-Kit)
(Recommended 8 hr. grease interval)

Bushing Lube
Located in Cup

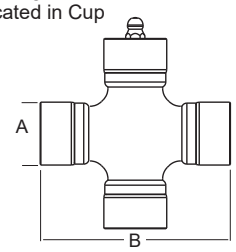

Stock Number	Dim. "A"	Dim. "B"
203-6806	34.94 mm (1 3/8")	106.5 mm (4 3/16")

Extended Lubrication Cross & Bearing Kit
(E-Kit)
(Recommended 50 hr. grease interval)

Bushing Lube
Located in Cup

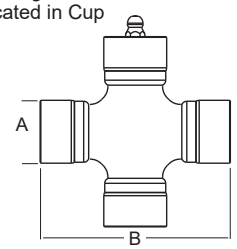

Stock Number	Dim. "A"	Dim. "B"
204-6806	34.94 mm (1 3/8")	106.5 mm (4 3/16")

Shaft

1 11/16 x 20 Spline
Introduction hadrened



Stock Number	Length	Major Dim.
404-2720	3'	1.790/1.785

CONSTANT VELOCITY

80° CV Category 6 / 55

UNEQUAL ARM

Center Housing

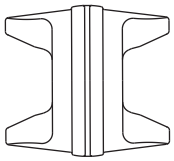

Stock Number	
550-5556	*No Longer Available in Unequal Arm*

Order Replacement Joint & Shaft Assembly Part No. 15556800 or 15656800 or 15756800

Yoke & Shaft

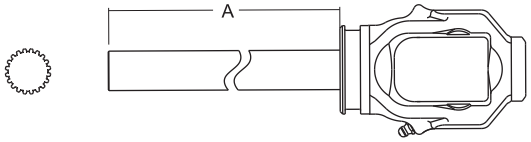

Stock Number	
10105500	*No Longer Available in Unequal Arm*

Order Replacement Joint & Shaft Assembly Part No. 15556800 or 15656800 or 15756800

Yoke, Tube & Sleeve Assembly

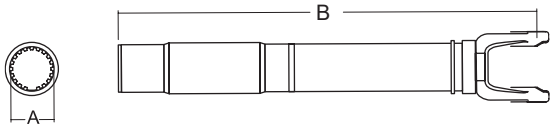

Stock Number	Dim. "A" Bore	Overall Driveline Length	Dim. "B" *CL to end of Sleeve
11105548	1 11/16" x 20 Spl.	48"	29.38"
11105558	1 11/16" x 20 Spl.	58"	38.88"
11105567	1 11/16" x 20 Spl.	67"	47.88"
11105573	1 11/16" x 20 Spl.	73"	53.88"
11105579	1 11/16" x 20 Spl.	79"	59.88"

*CL = Centerline

Joint & Shaft

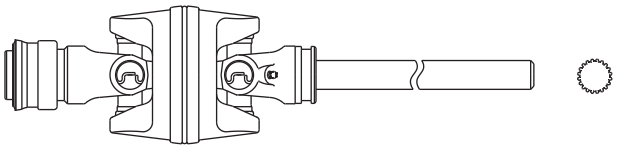

Stock Number		
15505506	No Longer Available In Unequal Arm	Use Part No. 15556800
15605521	No Longer Available In Unequal Arm	Use Part No. 15656800
15755520	No Longer Available In Unequal Arm	Use Part No. 15756800

EQUAL ARM

Center Housing

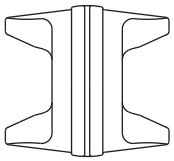

Stock Number
515-6800

Yoke & Shaft

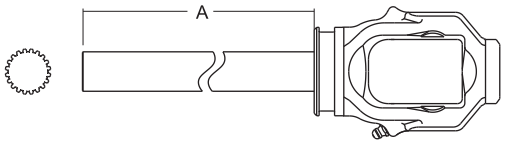

Stock Number	Shaft Size	Dim."A" Shaft Length
10106800	1 11/16" x 20 Spl.	27"
10106801	1 11/16" x 20 Spl.	30"

Yoke, Tube & Sleeve Assembly

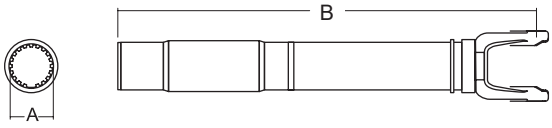

Stock Number	Dim. "A" Bore	Overall Driveline Length	Dim. "B" *CL to end of Sleeve
11105548	1 11/16" x 20 Spl.	48"	29.38"
11105558	1 11/16" x 20 Spl.	58"	38.88"
11105567	1 11/16" x 20 Spl.	67"	47.88"
11105573	1 11/16" x 20 Spl.	73"	53.88"
11105579	1 11/16" x 20 Spl.	79"	59.88"

*CL = Centerline

Joint & Shaft

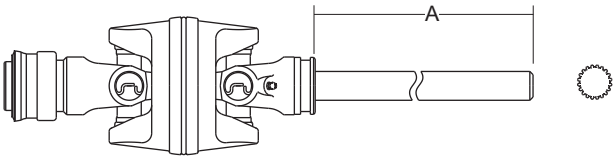

Stock Number	Shaft Size	Dim "A" Shaft Length	Tractor Yoke
15556800	1 11/16" × 20 Spl.	27"	1 3/8" x 6 Spl.
15656800	1 11/16" × 20 Spl.	27"	1 3/8" x 21 Spl.
15756800	1 11/16" × 20 Spl.	27"	1 3/4" x 20 Spl.

80° CV Category 6 / 55

UNEQUAL ARM

EQUAL ARM

Yoke, Tube & Sleeve Assembly w/Guard

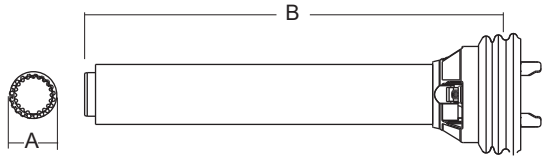

Stock Stock Number	Dim. "A" Bore	Overall Driveline Length	Dim. "B" *CL to end of Sleeve	Implement Yoke
17505548	1 11/16" × 20 Spl.	48"	28.88"	**
17505558	1 11/16" × 20 Spl.	58"	38.88"	**
17505567	1 11/16" × 20 Spl.	67"	47.88"	**
17505573	1 11/16" × 20 Spl.	73"	53.88"	**
17505579	1 11/16" × 20 Spl.	79"	59.88"	**
92-14505551	1 11/16" × 20 Spl.	51"	30.75"	1 3/4" x 20 Spl.
92-14505555	1 11/16" × 20 Spl.	55"	30.75"	1 3/8" x 6 Spl.
92-14515555	1 11/16" × 20 Spl.	55"	30.75"	1 3/4" x 20 Spl.

*CL = Centerline

***(Order implement yoke and cross & bearing kit separately as required)*

Joint & Shaft w/Guard

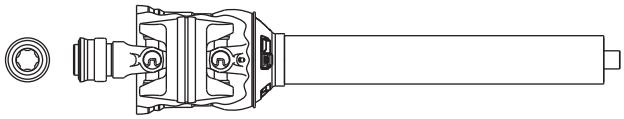

Stock Number	
19505506 No Longer Available In Unequal Arm	Use Part No. 19556800
19605521 No Longer Available In Unequal Arm	Use Part No. 19656800
19705520 No Longer Available In Unequal Arm	Use Part No. 19756800
93-14505555 No Longer Available In Unequal Arm	Use Part No. 93-14556855
93-14605555 No Longer Available In Unequal Arm	Use Part No. 93-14656855
93-14705555 No Longer Available In Unequal Arm	Use Part No. 93-14756855

Yoke, Tube & Sleeve Assembly w/Guard

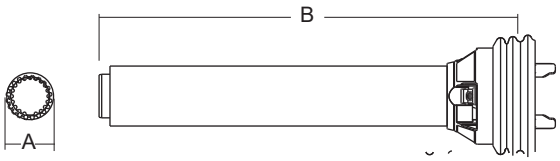

Stock Stock Number	Dim. "A" Bore	Overall Driveline Length	Dim. "B" *CL to end of Sleeve	Implement Yoke
17505548	1 11/16" × 20 Spl.	48"	28.88"	**
17505558	1 11/16" × 20 Spl.	58"	38.88"	**
17505567	1 11/16" × 20 Spl.	67"	47.88"	**
17505573	1 11/16" × 20 Spl.	73"	53.88"	**
17505579	1 11/16" × 20 Spl.	79"	59.88"	**
92-14505551	1 11/16" × 20 Spl.	51"	30.75"	1 3/4" x 20 Spl.
92-14505555	1 11/16" × 20 Spl.	55"	34"	1 3/8" x 6 Spl.
92-14515555	1 11/16" × 20 Spl.	55"	34"	1 3/4" x 20 Spl.

*CL = Centerline

***(Order implement yoke and cross & bearing kit separately as required)*

Joint & Shaft w/Guard

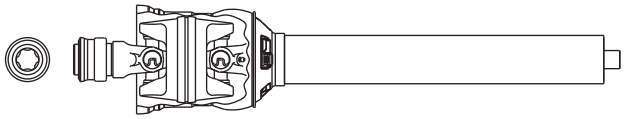

Stock Number	Shaft Size	Shaft Length	Tractor Yoke
19556800	1 11/16" × 20 Spl.	27.5"	1 3/8" x 6 Spl.
19656800	1 11/16" × 20 Spl.	27.5"	1 3/8" x 21 Spl.
19756800	1 11/16" × 20 Spl.	27.5"	1 3/4" x 20 Spl.
93-14556855	1 11/16" × 20 Spl.	30.63"	1 3/8" x 6 Spl.
93-14656855	1 11/16" × 20 Spl.	30.63"	1 3/8" x 21 Spl.
93-14756855	1 11/16" × 20 Spl.	30.63"	1 3/4" x 20 Spl.

80° CV Category 6 / 55

UNEQUAL ARM

Guard



Bearings supplied with Guard

Stock Number	Overall Driveline Length	Bearing Kit (2-per kit)
912-5548	48”	921-4400
912-5558	58”	921-4400
912-5567	67”	921-4400
912-5573	73”	921-4400
912-5579	79”	921-4400

Assembly instructions included with guard bearing kit
NOTE: Guards must rotate freely on yokes

Easy Lock™ Replacement Kit

Part Number: 13005000 (4-per Kit)

Guard Chain Kit

Insert the “S” hook through the guard loop and crimp shut

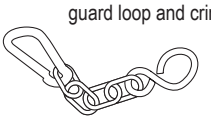

Part Number: 13006500 (2-per Kit)

EQUAL ARM

Guard



Bearings supplied with Guard

Stock Number	Overall Driveline Length	Bearing Kit (2-per kit)
912-5548	48”	921-4400
912-5555	55”	921-4400
912-5558	58”	921-4400
912-5567	67”	921-4400
912-5573	73”	921-4400
912-5579	79”	921-4400

Assembly instructions included with guard bearing kit
NOTE: Guards must rotate freely on yokes

Easy Lock™ Replacement Kit

Part Number: 13005000 (4-per Kit)

Guard Chain Kit

Insert the “S” hook through the guard loop and crimp shut

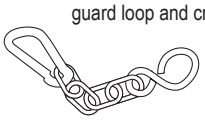

Part Number: 13006500 (2-per Kit)

80° CV Category 6 / 55

UNEQUAL ARM

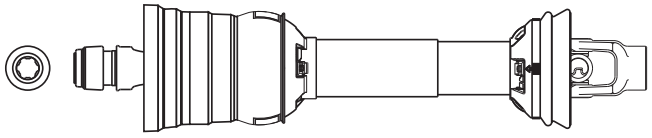

Stock Number		
14505548	*No Longer Available In Unequal Arm*	Use Part No. 14556848
14505551	*No Longer Available In Unequal Arm*	Use Part No. 14556851
14505555	*No Longer Available In Unequal Arm*	Use Part No. 14556855
14505558	*No Longer Available In Unequal Arm*	Use Part No. 14556858
14505567	*No Longer Available In Unequal Arm*	Use Part No. 14556867
14505573	*OBSOLETE*	
14505579	*OBSOLETE*	
14515555	*No Longer Available In Unequal Arm*	Use Part No. 14566855
14605548	*No Longer Available In Unequal Arm*	Use Part No. 14656848
14605551	*No Longer Available In Unequal Arm*	Use Part No. 14656851
14605555	*No Longer Available In Unequal Arm*	Use Part No. 14656855
14605558	*No Longer Available In Unequal Arm*	Use Part No. 14656858
14605567	*No Longer Available In Unequal Arm*	Use Part No. 14656867
14605573	*OBSOLETE*	
14605579	*OBSOLETE*	
14615555	*No Longer Available In Unequal Arm*	Use Part No. 14666855
14625555	*OBSOLETE*	
14635555	*OBSOLETE*	
14705548	*No Longer Available In Unequal Arm*	Use Part No. 14756848
14705551	*No Longer Available In Unequal Arm*	Use Part No. 14756851
14705555	*No Longer Available In Unequal Arm*	Use Part No. 14756855
14705558	*No Longer Available In Unequal Arm*	Use Part No. 14756858
14705567	*No Longer Available In Unequal Arm*	Use Part No. 14756867
14705573	*OBSOLETE*	
14705579	*OBSOLETE*	
14715555	*No Longer Available In Unequal Arm*	Use Part No. 14766855
14725555	*OBSOLETE*	
14735555	*OBSOLETE*	

EQUAL ARM

Stock Number	Shaft Size	Overall Compressed Length	Maximum Overall Extended Operating Length	Tractor Yoke	Implement Yoke
14556848	1 11/16" × 20 Spl.	48"	70.63"	1 3/8" × 6 Spl. AL	*
14556851	1 11/16" × 20 Spl.	51"	68"	1 3/8" × 6 Spl. AL	1 3/4" x 20 Spl. Clamp
14556855	1 11/16" × 20 Spl.	55"	78.75"	1 3/8" × 6 Spl. AL	1 3/8" x 6 Spl. Clamp
14556858	1 11/16" × 20 Spl.	58"	77.79"	1 3/8" × 6 Spl. AL	*
14556867	1 11/16" × 20 Spl.	67"	86.79"	1 3/8" × 6 Spl. AL	*
14566855	1 11/16" × 20 Spl.	55"	78.75"	1 3/8" × 6 Spl. AL	1 3/4" x 20 Spl. Clamp
14656848	1 11/16" × 20 Spl.	48"	70.63"	1 3/8" × 21 Spl. AL	*
14656851	1 11/16" × 20 Spl.	51"	68"	1 3/8" × 21 Spl. AL	1 3/4" x 20 Spl. Clamp
14656855	1 11/16" × 20 Spl.	55"	78.75"	1 3/8" × 21 Spl. AL	1 3/8" x 6 Spl. Clamp
14656858	1 11/16" × 20 Spl.	58"	77.79	1 3/8" × 21 Spl. AL	*
14656867	1 11/16" × 20 Spl.	67"	86.79"	1 3/8" × 21 Spl. AL	*
14666855	1 11/16" × 20 Spl.	55"	78.75"	1 3/8" × 21 Spl. AL	1 3/4" x 20 Spl. Clamp
14756848	1 11/16" × 20 Spl.	48"	70.63"	1 3/4" × 20 Spl. AL	*
14756851	1 11/16" × 20 Spl.	51"	68"	1 3/4" × 20 Spl. AL	1 3/4" x 20 Spl. Clamp
14756855	1 11/16" × 20 Spl.	55"	78.75"	1 3/4" × 20 Spl. AL	1 3/8" x 6 Spl. Clamp
14756858	1 11/16" × 20 Spl.	58"	77.79"	1 3/4" × 20 Spl. AL	*
14756867	1 11/16" × 20 Spl.	67"	86.79"	1 3/4" × 20 Spl. AL	*
14766855	1 11/16" × 20 Spl.	55"	78.75"	1 3/4" × 20 Spl. AL	1 3/4" x 20 Spl. Clamp

**(Order implement yoke and cross and bearing kit separately as required)*

80° CV Category 6 / 55

EQUAL ARM

Driveline Tractor CV Shaft Half Assembly

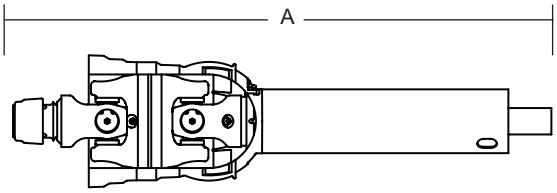

Stock Number	Shaft Size	Dim. "A" Overall Length	Tractor Yoke
83-14656849	1 11/16" × 20 Spl.	37.16"	1 3/8" x 21 Spl.
83-14656853	1 11/16" × 20 Spl.	40.03"	1 3/8" x 21 Spl.
83-14756853	1 11/16" × 20 Spl.	40.03"	1 3/4" x 20 Spl.

Driveline Machine CV Tube Half Assembly

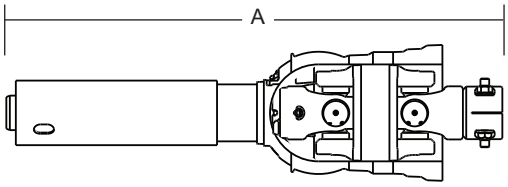

Stock Number	Tube Size	Dim. "A" Overall Length	Tractor Yoke
82-14656849	2 1/2" OD	33.69"	1 1/2" Rd. w/3/8" Keyway
82-14656853	2 1/2" OD	37.44"	1 1/2" x 23 Spl. Clamp

Direct Replacement Double CV Driveline

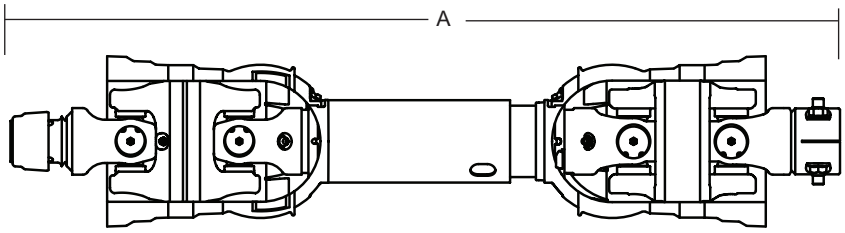

Stock Number	Shaft Size	Dim. "A" Overall Compressed Length	Maximum Overall Extended Operating Length	Tractor Yoke	Implement Yoke
14656849	1 11/16" × 20 Spl.	49"	68.84"	1 3/8" × 21 Spl.	1 1/2" Rd. w/3/8" Keyway
14656853	1 11/16" × 20 Spl.	53"	72.57"	1 3/8" × 21 Spl.	1 1/2 x 23 Spl. Clamp
14756853	1 11/16" × 20 Spl.	53"	72.57"	1 3/4" × 20 Spl.	1 1/2 x 23 Spl. Clamp

50° Constant Velocity Components

Tractor Yoke

Repair Kit -
** 13003100*
*** 13004000*
**** 13004020*

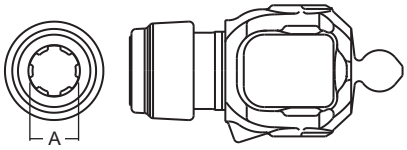

Stock Number	Series	Dim. "A" Bore
150-1406*	14	1 3/8" x 6 Spl.
150-1421*	14	1 3/8" x 21 Spl.
151-3506**	35	1 3/8" x 6 Spl.
151-3520***	35	1 3/4" x 20 Spl.
151-3521**	35	1 3/8" x 21 Spl.
151-5506**	55	1 3/8" x 6 Spl.
151-5521**	55	1 3/8" x 21 Spl.
151-5520***	55	1 3/4" x 20 Spl.

Cross & Bearing Kit

(R-Kit)
(Recommended 8 hr. grease interval)

Snap Ring Located in Yoke

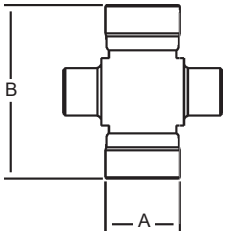

Stock Number	Dim. A	Dim. B
200-1400	1 1/8"	2 5/8"
200-3500	1 1/4"	3 7/3
200-5500	1 17/32"	4 5/16"

Extended Lubrication Cross & Bearing Kit

(E-Kit)
(Recommended 50 hr. grease interval)

Snap Ring Located in Yoke

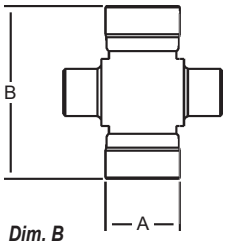

Stock Number	Dim. A	Dim. B
201-1400	1 1/8"	2 5/8"
201-3500	1 1/4"	3 7/3
201-5500	1 17/32"	4 5/16"

Shaft Weld Yoke

(Guard must rotate freely on the yoke)

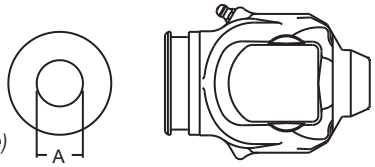

Stock Number	Series	Dim. "A" Bore
350-1400	14	1" Rd.
350-3500	35	1" Rd.
350-5500	55	1.30" Rd.

Center Housing

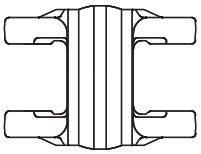

Stock Number	Series
555-1400	14
555-3500	35
555-5500	55

Tube Yoke

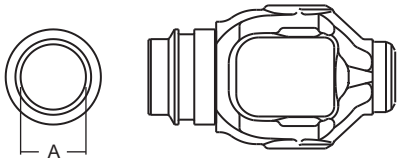

Must use nylon bearing 04-15155
(Guard must rotate freely on yoke)

Stock Number	Series	
750-3500	35	*(fits tube 602-3500)*
750-5500	55	*(fits tube 602-4400)*

Implement Yoke

Round Bore
with keyway and pinhole

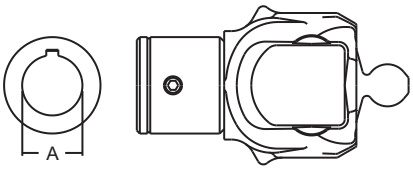

Stock Number	Series	Dim. "A" Bore
850-1420	14 (w/1/4" keyway & 2 set screws)	1 1/4"
851-1420	14 (w/1/4" keyway & 1/4" pinhole)	1 1/4"
850-1422	14 (w/5/16" keyway & 1/4" pinhole)	1 3/8"
850-3520	35 (w/3/8" keyway & pinhole)	1 1/4"
850-3522	35 (w/5/16" keyway & 1/4" pinhole)	1 3/8"
850-3524	35(w/3/8" keyway & pinhole)	1 1/2"
850-3528	35(w/3/8" keyway & pinhole)	1 3/4"
850-5522	55 (w/5/16" keyway & .250 pinhole)	1 3/8"
850-5524	55 (w/3/8" keyway)	1 1/2"
850-5528	55 (w/3/8" keyway & .401 pinhole)	1 3/4"

Applications of 50° CV

Grain Augers
Compost Turners
Front-Mount Riding Mowers
Mower Conditioners
Potato Harvesters
Tub Grinders

50° Constant Velocity Components

Clamp Yoke

With Keyway

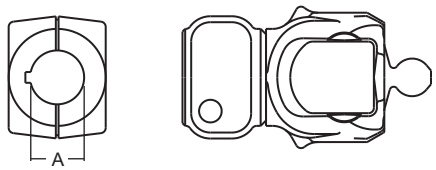

Stock Number	Series	Dim. "A" Bore
857-1420	14 *(w/1/4" Keyway)*	1 1/4"
857-3506	35	1 3/8" 6 Spl. Clamp
857-3520	35 *(w/1/4" Keyway)*	1 1/4"
857-3521	35	1 3/8" 6 Spl. Clamp
857-3524	35 *(w/3/8" Keyway)*	1 1/2"
857-5506	55	1 3/8" x 6 Spl.
857-5520	55	1 3/4" x 20 Spl.
857-5521	55	1 3/8" x 21 Spl.
857-5523	55	1 1/2" x 23 Spl.

Stock Bore

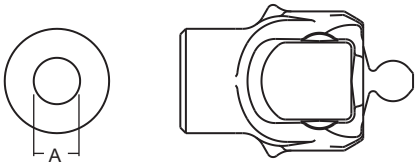

Stock Number	Series	Dim. "A" Bore
859-1400	14	1"
859-3500	35	1"

Guard

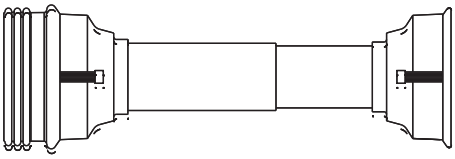

Nylon Bearing Kits Supplied

Stock Number	Series
950-1430	14 & 35
950-5548	55

(Guard must rotate freely on the yokes)

NOTE:

*Outer Guard is larger in order to shield CV half of the driveline.
*50° CV joint and shaft half most commonly connects to the implement…ie: grain auger. Also, ball shear connects to the tractor PTO, which is the tube half.

Yoke & Shaft

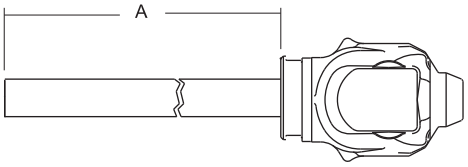

Stock Number	Series	Shaft Size	Dim. "A"
10501400	14	1" x 1 1/8" Rect.	29.38"

Yoke & Tube

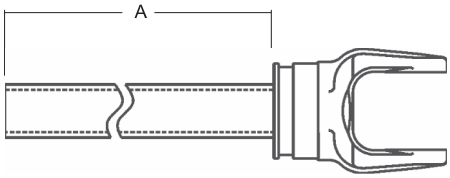

Stock Number	Series	Tube Size	Dim. "A"
11501400	14	1" 1/4" x 1 3/8" Rect.	34"

Joint & Shaft Half with Guard

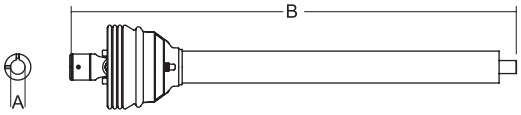

With Keyway, (2) Set Screws and Pinhole

Stock Number	Series	Dim. "A" Bore	Dim. "B"
19501420	14	1 1/4" Rd.	39.63"

Constant Velocity Joint

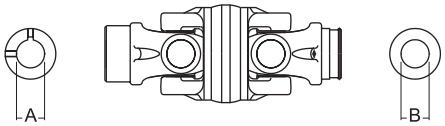

Stock Number	Series	Dim. "A" Bore	Dim. "B" Bore
18501420	14	1 1/4" Rd.*	1"
18511420	14	1 1/4" Rd.**	1"

*(w/1/4" keyway & 2 set screws)
**(w/ 1/4" keyway and pinhole)

Ball Shear Device

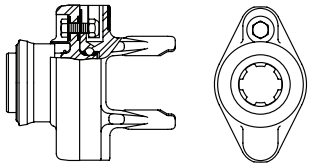

With Spring Lok

Stock Number	Dim. "A" Bore	Series	Shear Bolt
104-1406	1 3/8" x 6 Spl.	14	(1) 5/16" - 18 Gr. 5

Replacement Shear Bolt Part No. 11-10128

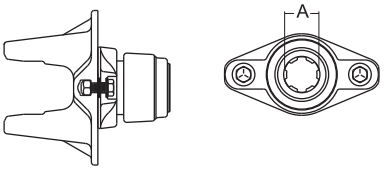

Stock Number	Dim. "A" Bore	Series	Shear Bolt
104-3506	1 3/8" x 6 Spl.	35	(2) 3/8" - 16 Gr. 5
104-5506	1 3/8" x 6 Spl.	55	(2) 3/8" - 16 Gr. 5

Replacement Shear Bolt Part No. 11-10445

80° CV Category 3 / 2380 *(Interchanges with Walterscheid AW21)*

UNEQUAL ARM

Cross & Bearing Kit
(R-Kit)
(Recommended 8 hr. grease interval)

Snap Ring Located In Yoke

Stock Number	Dim. "A" mm	Dim. "A" in	Dim. "B" mm	Dim. "B" in	Dim. "C" mm	Dim. "C" in	Dim. "D" mm	Dim. "D" in
200-7941	74.6	2.93"	91.0	3.58"	23.8	.93"	27	1.06"

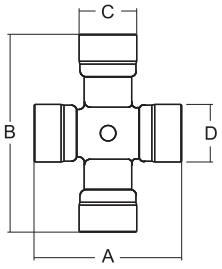

Cross & Bearing Kit
(E-Kit)
(Recommended 50 hr. grease interval)

Stock Number	Dim. "A" mm	Dim. "A" in	Dim. "B" mm	Dim. "B" in	Dim. "C" mm	Dim. "C" in	Dim. "D" mm	Dim. "D" in
201-7491	74.6	2.93"	91.0	3.58"	23.8	.93"	27	1.06"

CONSTANT VELOCITY

Tractor Yoke

Safety Slide Lock

Repair Kit: 19-15094

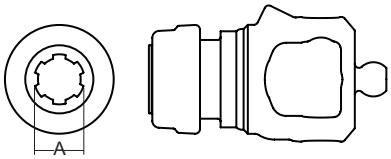

Stock Number	Dim. "A" Bore
107-8406	1 3/8" × 6 Spl.
107-8421	1 3/8" × 21 Spl.

Inner Profile Yoke

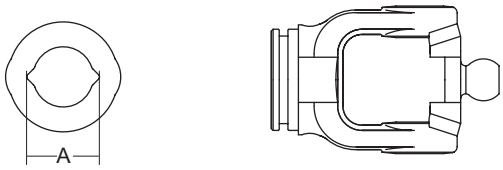

With Bearing Groove
(Guard must rotate freely on yoke)

Stock Number	Dim. "A" Bore mm	Dim. "A" Bore in
301-7434	34.5	1.36"
301-7439	39.0	1.53"

Inner Tube

34.5 (4.0 Wall)
1.358 (1.58 Wall)"
Rilsan Coating



Stock Number	Length mm	Length in
406-7234	1000	39.37"

Roll Pin

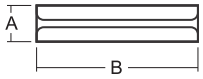

Stock Number	Dim. "A" mm	Dim. "A" in	Dim. "B" mm	Dim. "B" in
508-1065	10.0	.393"	65.0	2.56"

Center Housing

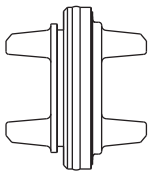

Stock Number
550-7400

80° CV Category 3 / 2380 (Interchanges with Walterscheid AW21)

UNEQUAL ARM

Outer Profile Yoke

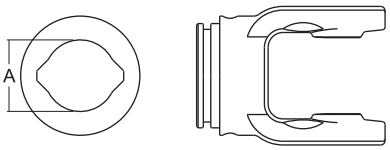

With Bearing Groove
(Guard must rotate freely on yoke)

Stock Number	Dim. "A" Bore mm	in
700-7441	41.0	1.614"

80° C.V. Joint

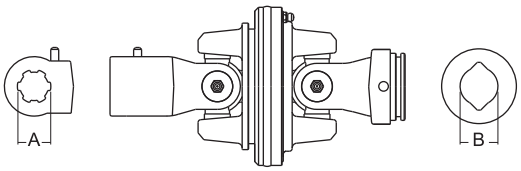

Stock Number	Dim. "A" Bore	Dim. "B" Bore mm	in
15507406	1 3/8" × 6 Spl.	34.5	1.562"

Easy Lock™ Replacement Kit

Part Number: 13005000 (4-per Kit)

Guard Chain Kit

Insert the "S" hook through the guard loop and crimp shut

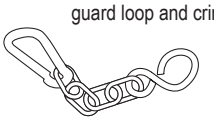

Part Number: 13006500 (2-per Kit)

80° CV Category 4 / 2480 *(Interchanges with Walterscheid AW35)*

UNEQUAL ARM

Cross & Bearing Kit
(R-Kit)

(Recommended 8 hr. grease interval)

Snap Ring Located In Yoke

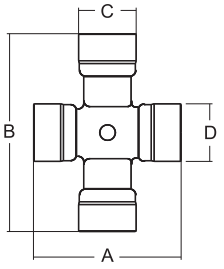

Stock Number	Dim. "A" mm	Dim. "A" in	Dim. "B" mm	Dim. "B" in	Dim. "C" mm	Dim. "C" in	Dim. "D" mm	Dim. "D" in
200-7694	76	2.99"	94.0	3.70"	27	1.06"	32	1.26"

Cross & Bearing Kit
(E-Kit)

(Recommended 50 hr. grease interval)

Stock Number	Dim. "A" mm	Dim. "A" in	Dim. "B" mm	Dim. "B" in	Dim. "C" mm	Dim. "C" in	Dim. "D" mm	Dim. "D" in
201-7694	76	2.99"	94.0	3.70"	27	1.06"	32	1.26"

CONSTANT VELOCITY

EQUAL ARM

Cross & Bearing Kit
(R-Kit)

(Recommended 8 hr. grease interval)

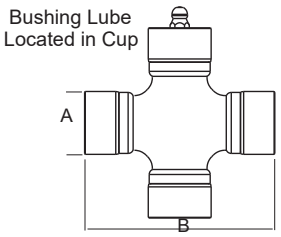

Stock Number	Dim. "A" mm	Dim. "A" in	Dim. "B" mm	Dim. "B" in
203-8692	30.2	1.19"	92.0	3.62"

Extended Lubrication Cross & Bearing Kit
(E-Kit)

(Recommended 50 hr. grease interval)

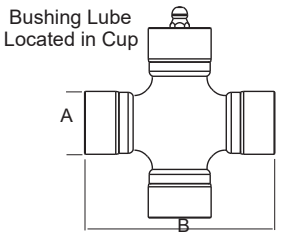

Stock Number	Dim. "A" mm	Dim. "A" in	Dim. "B" mm	Dim. "B" in
204-8692	30.2	1.19"	92.0	3.62"

80° CV Category 4 / 2480 *(Interchanges with Walterscheid AW35)*

UNEQUAL ARM

Tractor Yoke

Safety Slide Lock

Repair Kit -
**19-15094*
***13004020*

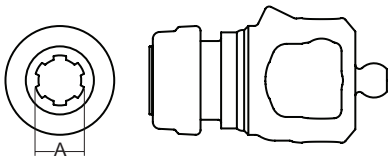

Stock Number	Dim. "A" Bore
107-7606*	1 3/8" × 6 Spl.
107-7620**	1 3/4" × 20 Spl.
107-7621*	1 3/8" × 21 Spl.

Inner Profile Yoke

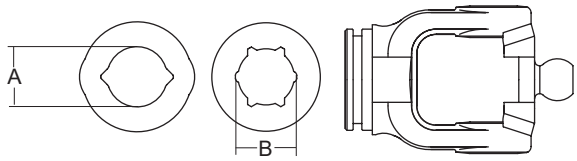

With Bearing Groove
(Guard must rotate freely on yoke)

Stock Number	Dim. "A" Bore mm	Dim. "A" Bore in	Dim. "B" Bore mm	Dim. "B" Bore in
301-7639	40.0	1.56"		
301-7651			51.0	2.01"

Inner Tube



40.0 (4.0 Wall)
Rilsan Coating

Stock Number	Dim. "A" mm	Dim. "A" in	Length mm	Length in
402-7639	40.0	1.56"	1000	39.37"

EQUAL ARM

Tractor Yoke

Auto Lock

Repair Kit -
**13004000*
***13004020*

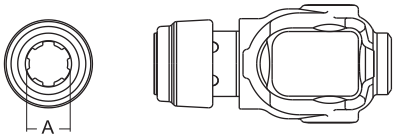

Stock Number	Dim. "A" Bore
111-8606*	1 3/8" × 6 Spl.
111-8620**	1 3/4" × 20 Spl.
111-8621*	1 3/8" × 21 Spl.

Inner Profile Yoke

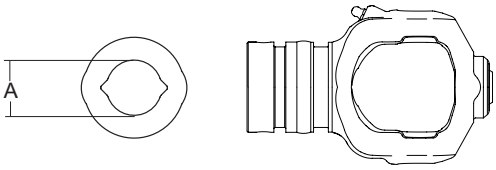

With Bearing Groove
(Guard must rotate freely on yoke)

Stock Number	Dim. "A" Bore mm	Dim. "A" Bore in
314-8639	40.0	1.56"

Inner Tube

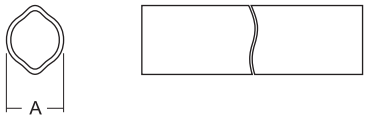

40.0 (4.0 Wall)
Rilsan Coating

Stock Number	Dim. "A" mm	Dim. "A" in	Length mm	Length in
402-7639	40.0	1.56"	1000	39.37"

80° CV Category 4 / 2480 *(Interchanges with Walterscheid AW35)*

UNEQUAL ARM

Outer Profile Yoke

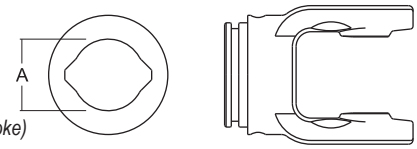

With Bearing Groove
(Guard must rotate freely on yoke)

Stock Number	Dim. "A" Bore mm	in
700-7648	48.0	1.890"

Outer Tube

48.0 (4.0 Wall)
4.0 Wall (Special)

Stock Number	Length mm	in
606-7648	1000	39.37"

Roll Pin

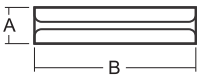

Stock Number	Dim. "A" mm	in	Dim. "B" mm	in
508-1080	10.0	.406"	80.0	3.156"

Center Housing

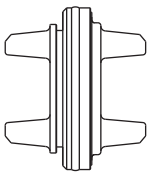

Stock Number
550-7600

EQUAL ARM

Outer Profile Yoke

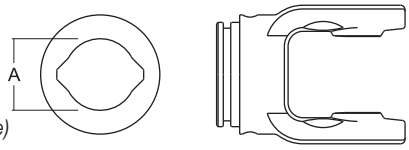

With Bearing Groove
(Guard must rotate freely on yoke)

Stock Number	Dim. "A" Bore mm	in
700-7648	48.0	1.890"

Outer Tube

48.0 (4.0 Wall)
4.0 Wall (Special)

Stock Number	Length mm	in
604-7548	1000	39.37"

Roll Pin

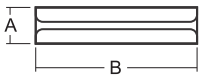

Stock Number	Dim. "A" mm	in	Dim. "B" mm	in
508-1080	10.0	.406"	80.0	3.156"

Center Housing

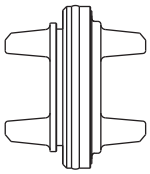

Stock Number
515-8600

80° CV Category 4 / 2480 *(Interchanges with Walterscheid AW35)*

UNEQUAL ARM

80° C.V. Joint

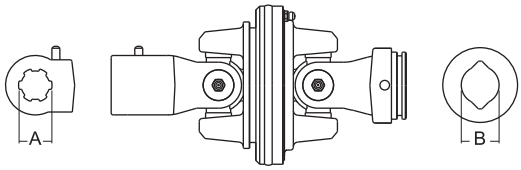

Stock Number	Dim. "A" Bore	Dim. "B" Bore mm	in
15507640	1 3/8" × 6 Spl.	40.0	1.562"

Guard

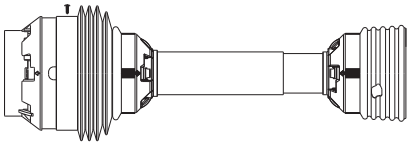

Bearings supplied with Guard

Stock Number	Overall Driveline Length	Bearing Kit *(2 per kit)*
912-7648	48"	961-0035
912-7660	60"	961-0035

Assembly instructions included with guard bearing kit
NOTE: Guards must rotate freely on yokes

Easy Lock™ Replacement Kit

Part Number: 13005000 (4-per Kit)

Guard Chain Kit

Part Number: 13006500 (2-per Kit)

Drivelines

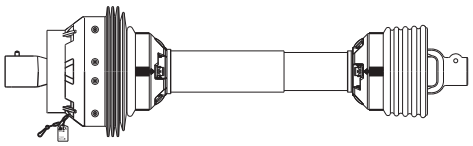

Stock Number		
14507648	*No Longer Available In Unequal Arm*	Use Part No. 14598648
14507660	*No Longer Available In Unequal Arm*	Use Part No. 14598660
14607648	*No Longer Available In Unequal Arm*	Use Part No. 14698648
14607660	*No Longer Available In Unequal Arm*	Use Part No. 14698660

EQUAL ARM

80° C.V. Joint

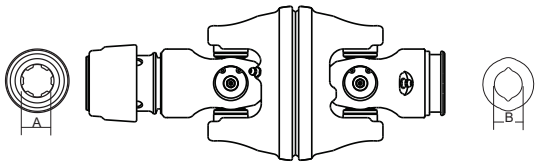

Stock Number	Dim."A" Bore	Dim. "B" Bore mm	in
15598640	1 3/8" x 6 Spl.	40.0	1.562"
15698640	1 3/8" x 21 Spl.	40.0	1.562"
15798640	1 3/4" x 20 Spl.	40.0	1.562"

Guard



Bearings supplied with Guard

Stock Number	Overall Driveline Length	Bearing Kit *(2 per kit)*
912-8648	48"	968-3536
912-8660	60"	968-3536

Assembly instructions included with guard bearing kit
NOTE: Guards must rotate freely on yokes

Easy Lock™ Replacement Kit

Part Number: 13005000 (4-per Kit)

Guard Chain Kit

Part Number: 13006500 (2-per Kit)

Drivelines

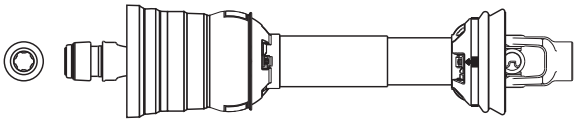

Stock Number	Tractor Yoke	Implement Yoke	Overall Compressed Driveline Length
14598648	1 3/8" x 6 Spl. AL	1 3/8" x 6 Spl. QD	48"
14598660	1 3/8" x 6 Spl. AL	1 3/8" x 6 Spl. QD	60"
14698648	1 3/8" x 21 Spl. AL	1 3/8" x 6 Spl. QD	48"
14698660	1 3/8" x 21 Spl. AL	1 3/8" x 6 Spl. QD	60"
14798660	1 3/4" x 20 Spl. AL	1 3/8" x 6 Spl. QD	60"

80° CV Category 6 / 2580 *(Interchanges with Walterscheid AW36)*

UNEQUAL ARM

Cross & Bearing Kit
(R-Kit)

(Recommended 8 hr. grease interval)

Snap Ring Located In Yoke

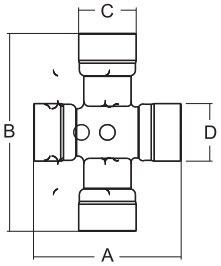

Stock Number	Dim. "A" mm	Dim. "A" in	Dim. "B" mm	Dim. "B" in	Dim. "C" mm	Dim. "C" in	Dim. "D" mm	Dim. "D" in
200-7906	88.8	3.49"	106.0	4.17"	32.0	1.26"	36.0	1.42"

Cross & Bearing Kit
(E-Kit)

(Recommended 50 hr. grease interval)

Stock Number	Dim. "A" mm	Dim. "A" in	Dim. "B" mm	Dim. "B" in	Dim. "C" mm	Dim. "C" in	Dim. "D" mm	Dim. "D" in
201-7906	88.8	3.49"	106.0	4.17"	32.0	1.26"	36.0	1.42"

CONSTANT VELOCITY

EQUAL ARM

Cross & Bearing Kit
(R-Kit)

(Recommended 8 hr. grease interval)

Snap Ring Located In Yoke

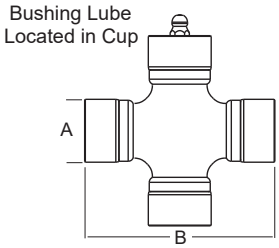

Stock Number	Dim. "A" mm	Dim. "A" in	Dim. "B" mm	Dim. "B" in
203-6806	34.94	1.38"	106.5	4.20"

Extended Lubrication Cross & Bearing Kit
(E-Kit)

(Recommended 50 hr. grease interval)

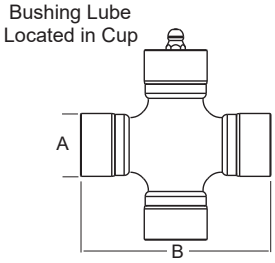

Stock Number	Dim. "A" mm	Dim. "A" in	Dim. "B" mm	Dim. "B" in
204-6806	34.94	1.38"	106.5	4.20"

80° CV Category 6 / 2580 (Interchanges with Walterscheid AW36)

UNEQUAL ARM

Tractor Yoke

Safety Slide Lock

Repair Kit -
**19-15094*
***13004020*

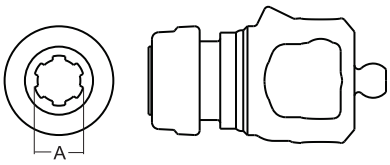

Stock Number	Dim. "A" Bore
107-7906*	1 3/8" x 6 Spl.
107-7920**	1 3/4" x 20 Spl.
107-7921*	1 3/8" x 21 Spl.

Inner Profile Yoke

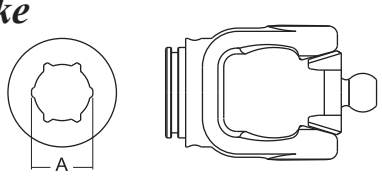

With Bearing Groove
(Guard must rotate freely on yoke)

Stock Number	Dim. "A" Bore mm	in
302-7591	51.0	2.0"

Inner Tube

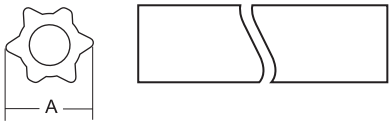

Rilsan Coating

Stock Number	Dim. "A" mm	in	Length mm	in
406-7951	51.0	2.01"	1000	39.37"

Roll Pin

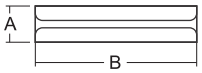

Stock Number	Dim. "A" mm	in	Dlm. "B" mm	in
508-1090	10	.41"	90	3.54"

EQUAL ARM

Tractor Yoke

Auto Lock

Repair Kit -
**13004000*
***13004020*

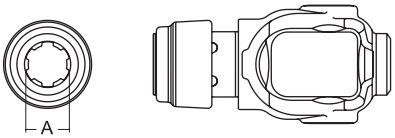

Stock Number	Dim. "A" Bore
111-6806*	1 3/8" x 6 Spl.
111-6820**	1 3/4" x 20 Spl.
111-6821*	1 3/8" x 21 Spl.

Inner Profile Yoke

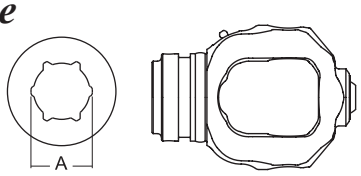

With Bearing Groove
(Guard must rotate freely on yoke)

Stock Number	Dim. "A" Bore mm	in
314-6851	51.0	2.0"

Inner Tube

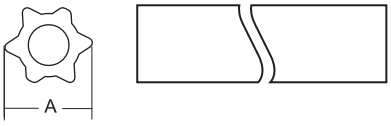

Rilsan Coating

Stock Number	Dim. "A" mm	in	Length mm	in
406-7951	51.0	2.01"	1000	39.37"

Roll Pin

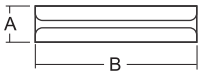

Stock Number	Dim. "A" mm	in	Dlm. "B" mm	in
508-1090	10	.41"	90	3.54"

80° CV Category 6 / 2580 *(Interchanges with Walterscheid AW36)*

UNEQUAL ARM

Outer Tube

61.0 × 4.0

Stock Number	Length mm	in
600-7961	1500	59.0”
604-7961	1000	39.37”

Center Housing

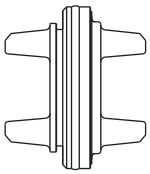

Stock Number
550-7900

Outer Profile Yoke

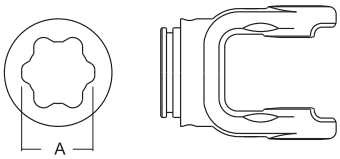

With Bearing Groove
(Guard must rotate freely on yoke)

Stock Number	Dim. “A” Bore mm	in
700-7961	61.0	2.402”

80° C.V. Joint

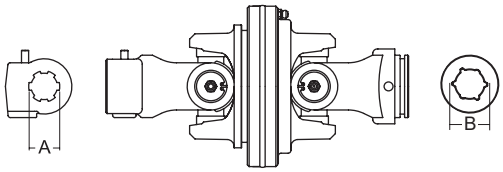

Stock Number	Dim. “A” Bore	Dim. “B” Bore mm	in
15507951	1 3/8” × 6 Spl.	51.0	2.00”
15607951	1 3/8” × 21 Spl.	51.0	2.00”
15707951	1 3/4” × 20 Spl.	51.0	2.00”

EQUAL ARM

Outer Tube

61.0 × 4.0

Stock Number	Length mm	in
600-7961	1500	59.0”
604-7961	1000	39.37”

Center Housing

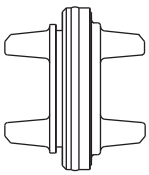

Stock Number
515-6800

Outer Profile Yoke

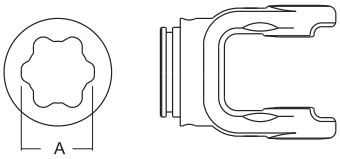

With Bearing Groove
(Guard must rotate freely on yoke)

Stock Number	Dim. “A” Bore mm	in
700-7961	61.0	2.402”

80° C.V. Joint

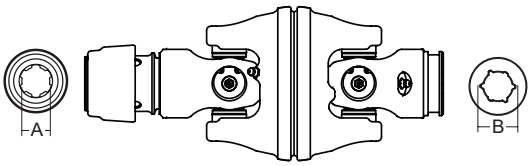

Stock Number	Dim. “A” Bore	Dim. “B” Bore mm	in
15506851	1 3/8” × 6 Spl.	51.0	2.00”
15606851	1 3/8” × 21 Spl.	51.0	2.00”
15706851	1 3/4” × 20 Spl.	51.0	2.00”

80° CV Category 6 / 2580 *(Interchanges with Walterscheid AW36)*

UNEQUAL ARM

Yoke & Tube Assembly w/Guard

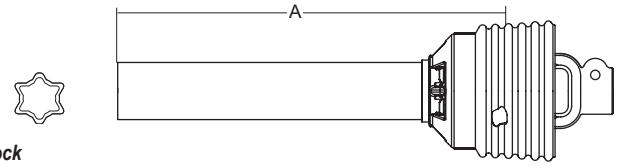

Stock Number		
92-14507951	*No Longer Available In Unequal Arm*	Use Part No. 92-14506851
92-14507955	*No Longer Available In Unequal Arm*	Use Part No. 92-14506855
92-14517955	*No Longer Available In Unequal Arm*	Use Part No. 92-14516855
92-14627955	*No Longer Available In Unequal Arm*	Use Part No. 92-14626855
92-14637955	*No Longer Available In Unequal Arm*	Use Part No. 92-14636855

*CL = Centerline

Joint & Shaft w/Guard

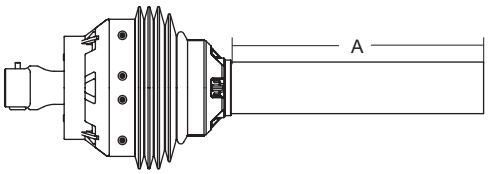

Stock Number		
93-14507951	*No Longer Available In Unequal Arm*	Use Part No. 93-14506851
93-14517955	*No Longer Available In Unequal Arm*	Use Part No. 93-14516855
93-14607951	*No Longer Available In Unequal Arm*	Use Part No. 93-14606851
93-14617955	*No Longer Available In Unequal Arm*	Use Part No. 93-14616855
93-14707951	*No Longer Available In Unequal Arm*	Use Part No. 93-14706851
93-14717955	*No Longer Available In Unequal Arm*	Use Part No. 93-14716855

Guard

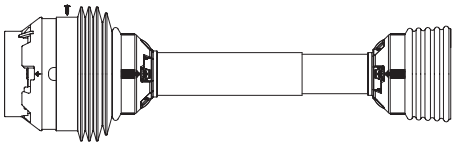

Bearings supplied with Guard

Stock Number	Overall Driveline Length	Bearing Kit (2 per kit)
912-7948	48”	961-0036
912-7960	60”	961-0036

Assembly instructions included with guard bearing kit
NOTE: Guards must rotate freely on yokes

Easy Lock™ Replacement Kit

Part Number: 13005000 (4-per Kit)

Guard Chain Kit

Insert the “S” hook through the guard loop and crimp shut

Part Number: 13006500 (2-per Kit)

EQUAL ARM

Yoke & Tube Assembly w/Guard

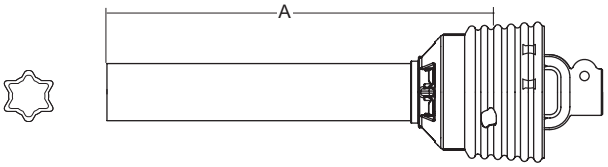

Stock Number	Profile Tube	Dim. “A”	Implement Yoke
92-14506851	61.0 (Star)	30.75”	1 3/4” × 20 Spl. w/ Clamp
92-14506855	61.0 (Star)	34.625”	1 3/8” × 6 Spl. w/Clamp
92-14516855	61.0 (Star)	34.625”	1 3/4” × 20 Spl. w/Clamp
92-14626855	61.0 (Star)	34.625”	1 3/8” × 21 Spl. w/Clamp
92-14636855	61.0 (Star)	34.625”	1 3/8” × 21 Spl. w/Pinhole

*CL = Centerline

Joint & Shaft w/Guard

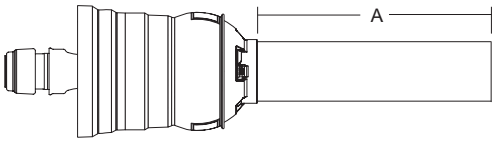

Stock Number	Profile Shaft	Dim. “A”	Tractor Yoke
93-14506851	51.0 (Star)	26.0”	1 3/8” × 6 Spl.
93-14516855	51.0 (Star)	30.0”	1 3/8” × 6 Spl.
93-14606851	51.0 (Star)	26.0”	1 3/8” × 21 Spl.
93-14616855	51.0 (Star)	30.0”	1 3/8” × 21 Spl.
93-14706851	51.0 (Star)	26.0”	1 3/4” × 20 Spl.
93-14716855	51.0 (Star)	30.0”	1 3/4” × 20 Spl.

Guard

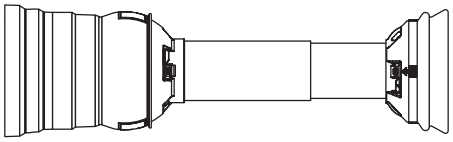

Bearings supplied with Guard

Stock Number	Fits Overall Driveline Driveline Length	Bearing Kit (2 per kit)
912-6862	62”	968-0036

Assembly instructions included with guard bearing kit
NOTE: Guards must rotate freely on yokes

Easy Lock™ Replacement Kit

Part Number: 13005000 (4-per Kit)

Guard Chain Kit

Insert the “S” hook through the guard loop and crimp shut

Part Number: 13006500 (2-per Kit)

80° CV Category 6 / 2580 *(Interchanges with Walterscheid AW36)*

UNEQUAL ARM

Drivelines

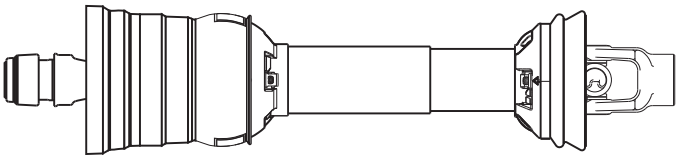

Stock Number		
14507948	OBSOLETE	
14507951	*No Longer Available In Unequal Arm*	Use Part No. 14506851
14507955	*No Longer Available In Unequal Arm*	Use Part No. 14506855
14507960	*No Longer Available In Unequal Arm*	Use Part No. 14506860
14517955	*No Longer Available In Unequal Arm*	Use Part No. 14516855
14547955	*No Longer Available In Unequal Arm*	Use Part No. 14546855
14607948	OBSOLETE	
14607951	*No Longer Available In Unequal Arm*	Use Part No. 14606851
14607955	*No Longer Available In Unequal Arm*	Use Part No. 14606855
14607960	*No Longer Available In Unequal Arm*	Use Part No. 14606860
14607962	*No Longer Available In Unequal Arm*	Use Part No. 14606862
14617955	*No Longer Available In Unequal Arm*	Use Part No. 14616855
14627955	*No Longer Available In Unequal Arm*	Use Part No. 14626855
14637955	*No Longer Available In Unequal Arm*	Use Part No. 14636855
14647955	*No Longer Available In Unequal Arm*	Use Part No. 14646855
14707951	*No Longer Available In Unequal Arm*	Use Part No. 14706851
14707955	*No Longer Available In Unequal Arm*	Use Part No. 14706855
14707962	*No Longer Available In Unequal Arm*	Use Part No. 14706862
14717955	*No Longer Available In Unequal Arm*	Use Part No. 14716855
14727955	*No Longer Available In Unequal Arm*	Use Part No. 14726855
14737955	*No Longer Available In Unequal Arm*	Use Part No. 14736855
14747955	*No Longer Available In Unequal Arm*	Use Part No. 14746855

EQUAL ARM

Drivelines

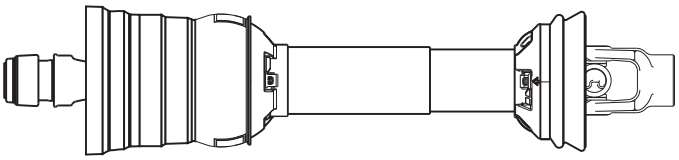

Stock Number	Shaft	Overall Compressed Length	Maximum Overall Extended Operating Length	Tractor Yoke	Implement Yoke
14506851	Star 51 mm	51”	62.5”	1 3/8” × 6 Spl. AL	1 3/4” x 20 Spl. Clamp
14506855	Star 51 mm	55”	68.5”	1 3/8” × 6 Spl. AL	1 3/8” x 6 Spl. Clamp
14506860	Star 51 mm	60”	77.25”	1 3/8” × 6 Spl. AL	1 3/8” x 6 Spl. Clamp
14516855	Star 51 mm	55”	68.5”	1 3/8” × 6 Spl. AL	1 3/4” x 20 Spl. Clamp
14546855	Star 51 mm	55”	68.5”	1 3/8” × 6 Spl. AL	1 3/4” x 6 Spl. Clamp
14606851	Star 51 mm	51”	62.5”	1 3/8” × 21 Spl. AL	1 3/4” x 20 Spl. Clamp
14606855	Star 51 mm	55”	68.5”	1 3/8” × 21 Spl. AL	1 3/8” x 6 Spl. Clamp
14606860	Star 51 mm	60”	77.25”	1 3/8” × 21 Spl. AL	1 3/8” x 6 Spl. Clamp
14606862	Star 51 mm	60”	79”	1 3/8” × 21 Spl. AL	1 3/4” Round w/Keyway
14616855	Star 51 mm	55”	68.5”	1 3/8” × 21 Spl. AL	1 3/4” x 20 Spl. Clamp
14626855	Star 51 mm	55”	68.5”	1 3/8” × 21 Spl. AL	1 3/8” x 21 Spl. Clamp
14636855	Star 51 mm	55”	68.5”	1 3/8” × 21 Spl. AL	1 3/8” x 21 Spl. w/Pinhole
14646855	Star 51 mm	55”	68.5”	1 3/4” × 21 Spl. AL	1 3/4” x 6 Spl. Clamp
14706851	Star 51 mm	51”	62.5”	1 3/4” × 20 Spl. AL	1 3/4” x 20 Spl. Clamp
14706855	Star 51 mm	55”	68.5”	1 3/4” × 20 Spl. AL	1 3/8” x 6 Spl. Clamp
14706862	Star 51 mm	62”	79”	1 3/4” × 20 Spl. AL	1 3/4” Round w/Keyway
14716855	Star 51 mm	55”	68.5”	1 3/4” × 20 Spl. AL	1 3/4” x 20 Spl. Clamp
14726855	Star 51 mm	55”	68.5”	1 3/4” × 20 Spl. AL	1 3/8” x 21 Spl. Clamp
14736855	Star 51 mm	55”	68.5”	1 3/4” × 20 Spl. AL	1 3/8” x 21 Spl. w/Pinhole
14746855	Star 51 mm	55”	68.5”	1 3/4” × 20 Spl. AL	1 3/4” x 6 Spl. Clamp

80° CV Tri-Lobe

4 Series

Tractor Half



Stock Number	Tractor Yoke	Dim. "A"
93-14586460	1 3/8" x 6 Spl.	52"
93-14686460	1 3/8" x 21 Spl.	52"

6 Series

Tractor Half



Stock Number	Tractor Yoke	Dim. "A"
93-14586660	1 3/8" x 6 Spl.	52"
93-14686660	1 3/8" x 21 Spl.	52"
93-14786660	1 3/4" x 20 Spl.	52"

8 Series

Tractor Half



Stock Number	Tractor Yoke	Dim. "A"
93-14586860	1 3/8" x 6 Spl.	54"
93-14686860	1 3/8" x 21 Spl.	54"
93-14786860	1 3/4" x 20 Spl.	54"

NOTES

Weasler®

Aftermarket Product Guide

Clutches

NORTH AMERICAN

Weasler 14,35,44,55
Interchanges with:
Neapco 2600 Series and
Walterscheid 1480 Series

METRIC

Interchanges with:
Bondioli and Pavesi, 4, 5, 6, and 8 Series and Walterscheid 2300, 2400 and 2500 Series

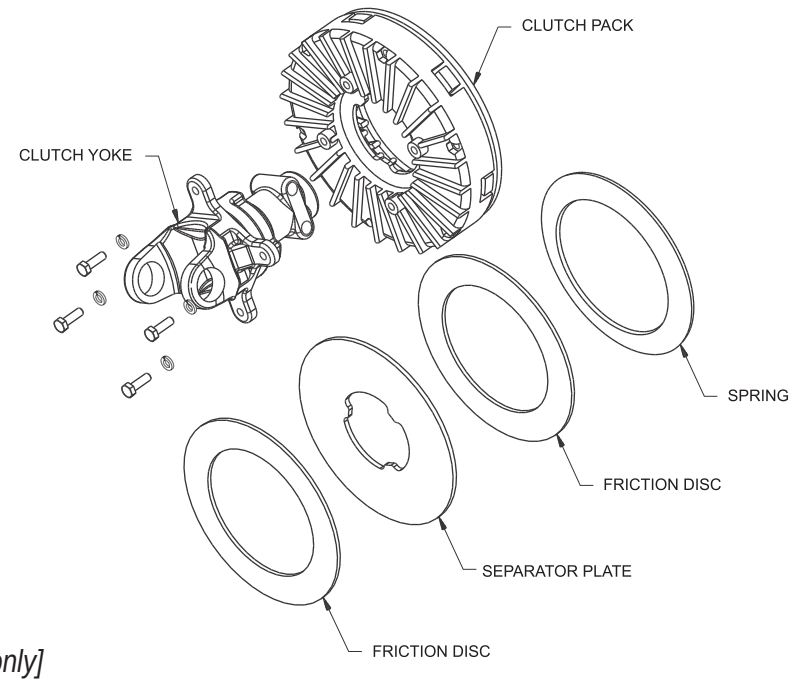

[For use on implement end of driveline only]

The drawing illustrates the components of the **TORQMASTER**. Each component of the exploded view is identified by an eight-digit stock number to ensure identification.

Number Identification Examples:

570-9000
- Torque in•lbs
- Diameter of Clutch Pak

817-3506
- 6 Spline
- 35 Series
- Clamp Yoke for Friction Clutch
- Implement Yoke

825-4422
- 1 3/8” Round Bore* 44 Series
- Round Bore for Friction Clutch
- Implement Yoke

*1/16th Increments

821-1406
- 6 Spline
- 14 Series
- Auto-Lok for Overrunning Clutch
- Implement Yoke

818-8406
- 6 Spline
- By/Py 4 Series and W/S 2300 Series
- Interchanges with both By/Py and W/S
- Clamp Yoke for Overrunning Clutch
- Implement Yoke

970-7000
- Diameter of Clutch Pak
- Friction Disc

990-7000
- Diameter of Clutch Pak
- Separator Plate

NOTE: *Overrunning Clutch Paks must be mated with overrunning yokes*

- Superior performance
- Long life
- Isolates/dissipates heat
- “User Friendly” - easy to service
- Easy assembly with 1/2” wrench
- Free motion - ease of hook-up
- Minimum adjustment required
- Auto-Lok available
- Replacement clutch for most farm implements*
- Torque setting from 9,000 in•lbs to 21,000 in•lbs
- Overrunning feature also available
- Modular construction covers a wide variety of applications
- Applications for the TorQmaster Modular Clutch:
  - Spreaders
  - Mower conditioners
  - Flail shredders
  - Balers
  - Mixers
  - Rotary cutters
  - Grain carts
  - Snowblowers

* For use on implement end of driveline only

Instructions for ordering the TORQMASTER Clutch

- Determine the driveline series *Transparency Identification System* for either North American or Metric applications (see Pages 43 and 87).
- Identify the connecting shaft size and the method of attachment (eg: clamp, bolt, keyway).
- Obtain torque setting from owner/operator manual - if available.
- If torque setting is not available, use the following *Clutch Pak Selection Guide* (Pages 181 and 182) as a guideline for selecting the proper clutch pak.
- Order clutch yoke and clutch pak separately by stock number.
- For installation, attach clutch to the driveline first, then mount the clutch pak to the clutch yoke.
- Use the modular clutch on the implement end of the driveline only.
- If the implement input connection guard is removed for service, re-install the guard before using the machine.
- Some implements (eg:mower conditioner; flail shredder) require an overrunning feature incorporated into the clutch. If the replacement clutch requires this feature, order the appropriate overrunning modular clutch and overrunning clutch yoke.

Assembly Instructions for the TORQMASTER Modular Clutch

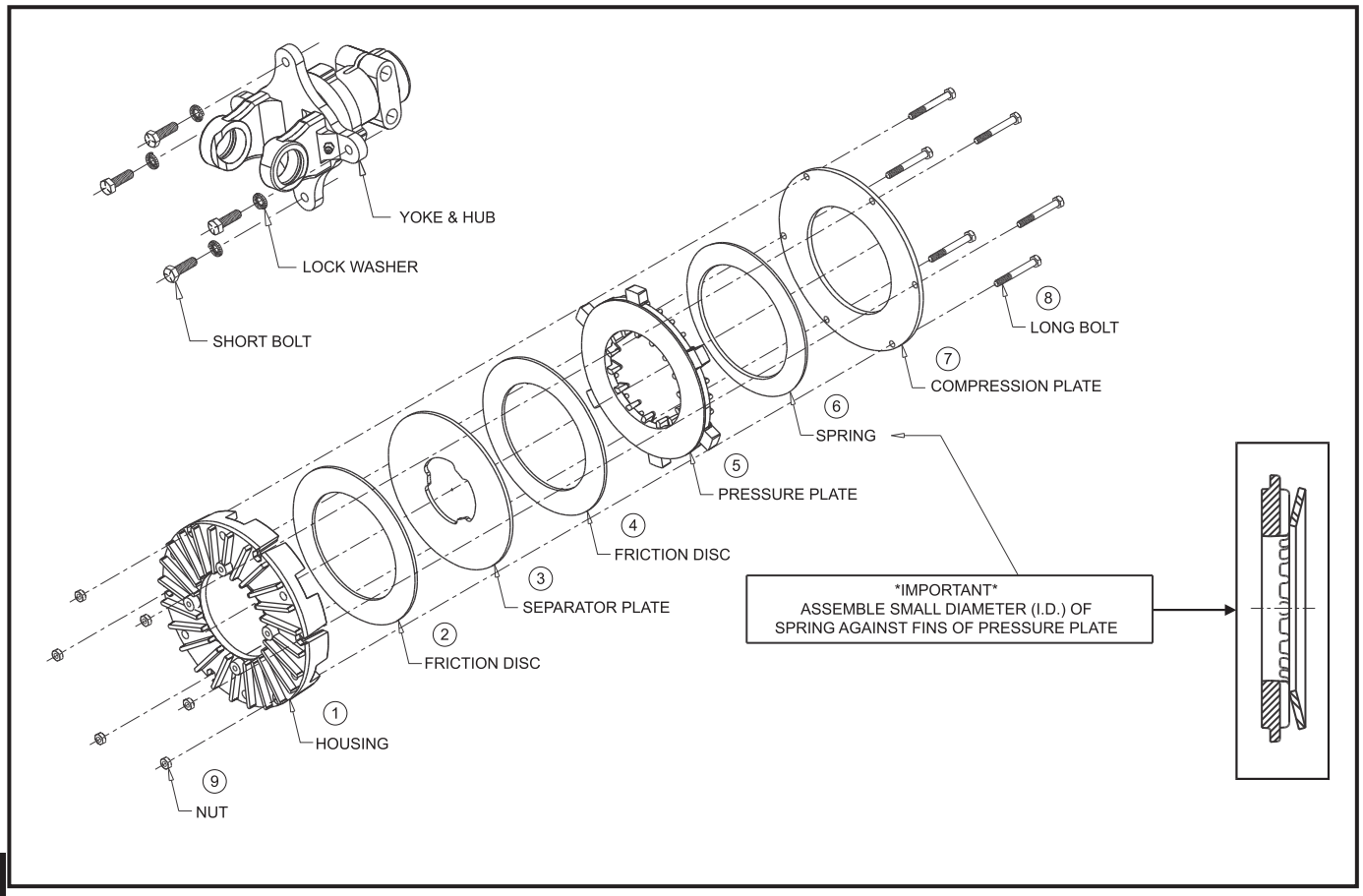

Run-In of the TORQMASTER Modular Clutch (Instructions)

If the clutch has not been operated for (1) season we recommend the following:

TOOLS REQUIRED:

(1) 1/2” box wrench or socket

1. Make sure the tractor is off and the PTO is disengaged.
2. Disconnect the driveline from the tractor.
3. Locate the bolts on the O.D. of the clutch pak. Loosen the bolts until all are finger tight, then tighten each one half a turn.
4. Attach the implement to the tractor at the hitch pin, and the driveline to the tractor PTO.
5. Turn the tractor on. Engage the PTO clutch and run for a few seconds, or until the clutch visibly smokes.
6. Disengage the tractor PTO and shut off the tractor. Keep clear of the machine until all parts stop moving.
7. Disconnect the driveline from the tractor.
8. Tighten the bolts on the O.D. of the clutch pak until the compression plate is in full contact with the housing.
9. If the clutch contains an integral overrunning clutch, make sure the clutch spins freely in one direction.

Spreader

Friction Clutch Stock Number	Overrunning Clutch Stock Number	540 RPM in•lb•torque	1000 RPM in•lb•torque
Capacity: Less than 240 Bushels or 150 cu.ft.			
57012000	57112000	12000	
Capacity: Between 241-400 Bushels or 151 - 250 cu.ft.			
57012000	57112000		12000
57015000	57115000	15000	
Capacity: Between 401-560 Bushels or 251 - 350 cu.ft.			
57015000	57115000		15000
57018000	57118000	18000	
Capacity: Greater than 560 Bushels or 350 cu.ft.			
57018000	57118000		18000
57018000	57118000	18000	

Mower Conditioner

Friction Clutch Stock Number	Overrunning Clutch Stock Number	540 RPM in•lb•torque	1000 RPM in•lb•torque
Sickle Bar - less than 10 feet			
57012000	57112000	12000	
Sickle Bar - 10 - 13 feet			
57012000	57112000		12000
57015000	57115000	15000	
Sickle Bar - 14 - 17 feet			
57015000	57115000		15000
57018000	57118000	18000	

Mixer

Friction Clutch Stock Number	Overrunning Clutch Stock Number	540 RPM in•lb•torque	1000 RPM in•lb•torque
Capacity: Less than 240 Bushels or 150 cu.ft.			
57012000	57112000	12000	
Capacity: Between 241-400 Bushels or 151 - 250 cu.ft.			
57012000	57112000		12000
57015000	57115000	15000	
Capacity: Between 401-560 Bushels or 251 - 350 cu.ft.			
57015000	57115000		15000
57018000	57118000	18000	
Capacity: Greater than 560 Bushels or 350 cu.ft.			
57018000	57118000		18000
57018000	57118000	18000	

Friction Clutch Stock Number	Overrunning Clutch Stock Number	540 RPM in•lb•torque	1000 RPM in•lb•torque
Rotary Disk - less than 10 feet			
57012000	57112000		12000
Rotary Disk - 11 - 13 feet			
57015000	57115000		15000
Rotary Disk - 14 - 17 feet			
57018000	57118000		18000

Snowblowers

Friction Clutch Stock Number	540 RPM in•lb•torque	1000 RPM in•lb•torque
Width of Cut: Less than 60".		
57012000		12000
57015000	15000	
Width of Cut: 61" - 70"		
57015000		15000
57018000	18000	
Width of Cut: 71" - 80"		
57018000		18000
57018000	18000	
Width of Cut: 81" - 90"		
57018000	NA	18000
Width of Cut: Greater than 90"		
57018000	NA	18000

Rotary Cutter

1 Clutch/Machine

Friction Clutch Stock Number	Overrunning Clutch Stock Number	540 RPM in•lb•torque	1000 RPM in•lb•torque
Deck Width - 4 - 7 feet			
570-9000	571-9000		9000
57012000	57112000	12000	
Deck Width - 8 - 13 feet			
57012000	57112000		12000
57015000	57115000	15000	
Deck Width - 14- 16 feet			
57015000	57115000		15000
57018000	57118000	18000	
Deck Width - 17- 20 feet			
57018000	57118000		18000
57018000	57118000	18000	
Deck Width - larger than 20 feet			
57018000	57118000		18000

Rotary Cutter cont.

1 Clutch/Machine

Friction Clutch Stock Number	Overrunning Clutch Stock Number	540 RPM in•lb•torque	1000 RPM in•lb•torque
Section Width - 4 - 6 feet			
570-9000	571-9000		9000
57012000	57112000	12000	
Section Width - greater than 6 feet			
57012000	57112000		12000
57015000	57115000	15000	

Flail Shredder

Friction Clutch Stock Number	Overrunning Clutch Stock Number	540 RPM in•lb•torque	1000 RPM in•lb•torque
Less than 10 feet			
57015000	57115000		15000
57018000	57118000	18000	
10 - 15 feet			
57018000	57118000		18000
57018000	57118000	18000	
Greater than 15 feet			
57018000			18000

Round Baler

Friction Clutch Stock Number	Overrunning Clutch Stock Number	540 RPM in•lb•torque	1000 RPM in•lb•torque
Bale Weight - less than 600 lbs.			
57012000	57112000	12000	
Bale Weight - 600 - 1500 lbs.			
57012000	57112000		12000
57015000	57115000	15000	
Bale Weight - 1501- 2500 lbs			
57012000	57112000		12000
57018000	57118000	18000	

Grain Cart

Friction Clutch Stock Number	Overrunning Clutch Stock Number	540 RPM in•lb•torque	1000 RPM in•lb•torque
57012000	57112000	12000	
Up to 750 Bushels			
57015000	57115000	15000	
Above 750 Bushels			
57018000	57118000	18000	

If you have an implement that does NOT appear in the Clutch Pak Selection Guide, use the following chart as a general guideline for selecting the proper Clutch Pak.

North American	Metric	Stock Number
14 Series	Bondioli & Pavesi 4 Series Walterscheid 2300 Series	57012000
35 Series	Bondioli & Pavesi 5 Series Walterscheid 2400 Series	57015000
44 Series	Bondioli & Pavesi 6 & 7 Series Walterscheid II Series	57018000
55 Series	Bondioli & Pavesi 8 Series Walterscheid 2500 & 2600 Series	57018000

See Page 179 for Clutch Pak ordering information

Clutch Pak Product Information

Adjustment detail - 7" and 9" Clutch Paks

- *No spring adjustment required*
- *Tighten bolts to 30 ft-lbs (max)*

You will find some overlap within an implement category in the *Clutch Pak Selection Guide*. The operator will generally know if he has a heavy duty or light duty application. If in doubt, always protect the driveline… refer to the "general guideline for selecting proper "clutch pak" on this page.

North American Section

TORQMASTER

Clutch Paks 7”& 9”

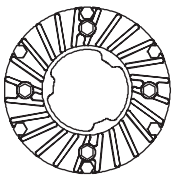

Clutch Pak Stock Number	Overrunning Clutch Stock Number	in•lbs	Dim. “A”	Disc Replacement Stock Number
570-9000	571-9000	9000	7”	970-7000
57012000	57112000	12000	7	970-7000
57015000	57115000	15000	7”	970-7000
57018000	57118000	18000	7”	970-7000
59010000	59110000	10000	9.36”	970-9000
59015000	59115000	15000	9.36”	970-9000
59018000	59118000	18000	9.36”	970-9000
59021000	59121000	21000	9.36”	970-9000

NOTE!
Torqmaster clutch paks must be used with mating Torqmaster yoke that has same flange configuration only.

14 Series

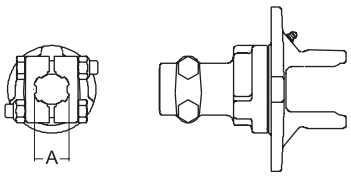

Clamp Yoke Stock Number	Overrunning Clamp Yoke Stock Number	Dim. “A” Bore
817-1406	818-1406	1 3/8” x 6 Spl.
817-1421		1 3/8” x 21 Spl.

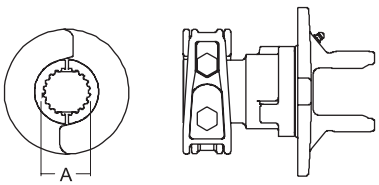

Clamp Yoke Stock Number	Overrunning Clamp Yoke Stock Number	Dim. “A” Bore
817-1420		1 3/4” x 20 Spl.

14 Series continued...

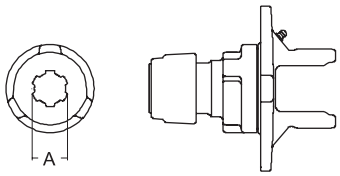

Auto-Lok Yoke Stock Number	Overrunning Auto-Lok Yoke Stock Number	Dim. “A” Bore
820-1406	821-1406	1 3/8” x 6 Spl.
820-1421	821-1421	1 3/8” x 21 Spl.

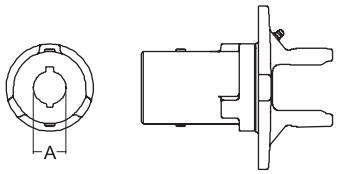

Round Bore Yoke Stock Number	Overrunning Round Bore Yoke Stock Number	Dim. “A” Bore w / Keyway & Set-screw
825-1420	826-1420	1 1/4” Rd.
825-1422	826-1422	1 3/8” Rd.

35 Series

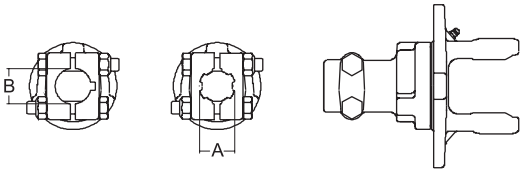

Clamp Yoke Stock Number	Overrunning Clamp Yoke Stock Number	Dim. “A” Bore	Dim. “B” Bore w / Keyway
817-3506	818-3506	1 3/8” x 6 Spl.	
817-3521	818-3521	1 3/8” x 21 Spl.	
817-3524	818-3524		1 1/2” Rd.

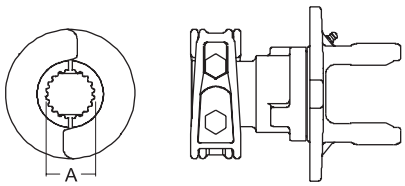

Clamp Yoke Stock Number	Overrunning Clamp Yoke Stock Number	Dim. “A” Bore
817-3520	818-3520	1 3/4” x 20 Spl.

CLUTCHES

Clutch Components

35 Series *continued...*

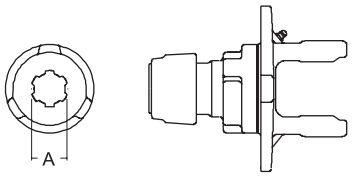

Auto-Lok Yoke Stock Number	Overrunning Auto-Lok Yoke Stock Number	Dim. "A" Bore
820-3506	821-3506	1 3/8" x 6 Spl.
820-3520	821-3520	1 3/4" x 20 Spl.
820-3521	821-3521	1 3/8" x 21 Spl.

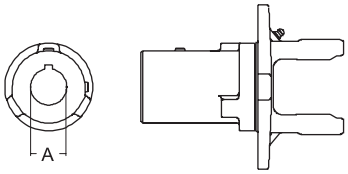

Round Bore Yoke Stock Number	Overrunning Round Bore Yoke Stock Number	Dim. "A" w / Keyway Set-screw
825-3520	826-3520	1 1/4" Rd. Dbl. KW
825-3522	826-3522	1 3/8" Rd.
827-3524	826-3524	1 1/2" Rd. .

44 Series *continued...*

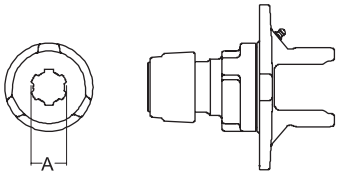

Auto-Lok Yoke Stock Number	Overrunning Auto-Lok Yoke Stock Number	Dim. "A" Bore
820-4406	821-4406	1 3/8" x 6 Spl.
820-4420	821-4420	1 3/4" x 20 Spl.
820-4421	821-4421	1 3/8" x 21 Spl.

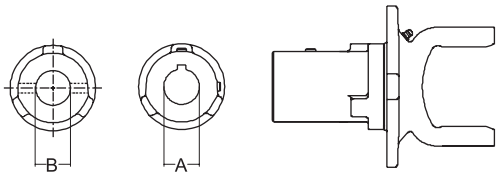

Round Bore Yoke Stock Number	Overrunning Round Bore Yoke Stock Number	Dim. "A" Bore w / Keyway Set-screw	Dim. "B" Bore w / 3/8" Pinhole
825-4420	826-4420	1 1/4" Rd.	
825-4422	826-4422	1 3/8" Rd.	
825-4428	826-4428	1 3/4" Rd.	
827-4432	Not Available		2" Rd.

44 Series

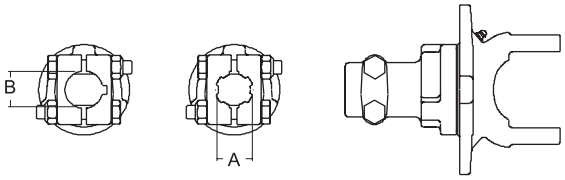

Clamp Yoke Stock Number	Overrunning Clamp Yoke Stock Number	Dim. "A"	Dim. "B" w / Keyway
817-4406	818-4406	1 3/8" x 6 Spl.	
817-4421	818-4421	1 3/8" x 21 Spl.	
817-4424	818-4424		1 1/2" Rd.

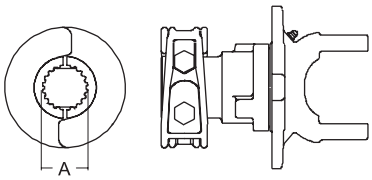

Clamp Yoke Stock Number	Overrunning Clamp Yoke Stock Number	Dim. "A" Bore
817-4420	818-4420	1 3/4" x 20 Spl.

I-Type Friction Clutch

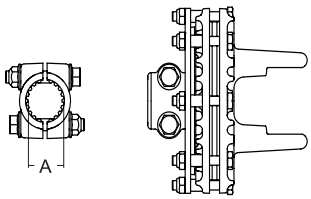

Stock Number	Type	Clutch Setting	Dim. "A" Bore
566-4406*	Dbl.Clamp	13,276 in-lbs	1 3/8" x 6 Spl.
566-4420*	Dbl.Clamp	13,276 in-lbs	1 3/4" x 20 Spl.
566-4421*	Dbl.Clamp	13,276 in-lbs	1 3/8" x 21 Spl.

** Use replacement Friction Disc 970-1700*

55 Series

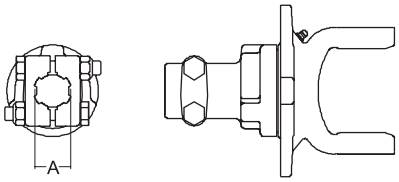

Clamp Yoke Stock Number	Overrunning Clamp Yoke Stock Number	Dim. "A" Bore
817-5506	818-5506	1 3/8" x 6 Spl.
817-5521	818-5521	1 3/8" x 21 Spl.

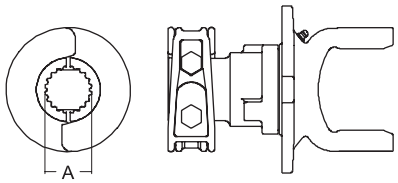

Clamp Yoke Stock Number	Overrunning Clamp Yoke Stock Number	Dim. "A" Bore
817-5520	818-5520	1 3/4" x 20 Spl.
817-5527	818-5527	1 3/4" x 27 Spl.
817-5528		1 3/4" x 6 Spl.

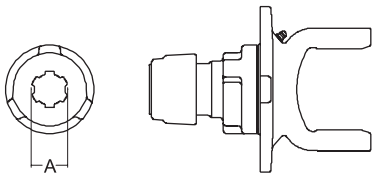

Auto-Lok Yoke Stock Number	Overrunning Auto-Lok Yoke Stock Number	Dim. "A" Bore
820-5506	821-5506	1 3/8" x 6 Spl.
820-5520	821-5520	1 3/4" x 20 Spl.
820-5521	821-5521	1 3/8" x 21 Spl.

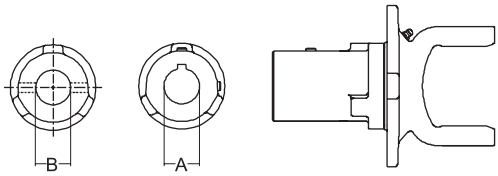

Round Bore Yoke Stock Number	Overrunning Round Bore Yoke Stock Number	Dim. "A" Bore w / Keyway & Set-screw	Dim. "B" Bore w / 3/8" Pinhole
825-5522	826-5522	1 3/8" Rd.	
825-5528	826-5528	1 3/4" Rd.	
827-5532	Not Available		2" Rd.

Metric Section

TORQMASTER

Clutch Paks 7”& 9”

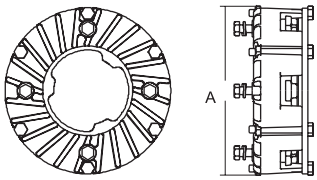

Clutch Pak Stock Number	Overrunning Clutch Stock Number	in•lbs	Dim. “A”	Disc Replacement Stock Number
570-9000	571-9000	9000	7”	970-7000
57012000	57112000	12000	7”	970-7000
57015000	57115000	15000	7”	970-7000
57018000	57118000	18000	7”	970-7000
59010000	59110000	10000	9.36”	970-9000
59015000	59115000	15000	9.36”	970-9000
59018000	59118000	18000	9.36”	970-9000
59021000	59121000	21000	9.36”	970-9000

NOTE!

Torqmaster clutch paks must be used with mating Torqmaster yoke that has same flange configuration only

Interchanges with:

Walterscheid 1480 Series
Neapco 2600 Series

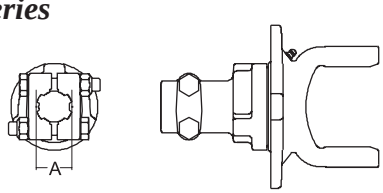

Clamp Yoke Stock Number	Overrunning Clamp Yoke Stock Number	Dim. “A” Bore
817-2606	818-2606	1 3/8” x 6 Spl.

Interchanges with:

Walterscheid 1480 Series
Neapco 2600 Series

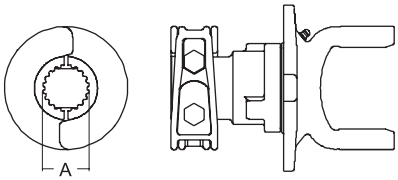

Clamp Yoke Stock Number	Overrunning Clamp Yoke Stock Number	Dim. “A” Bore
817-2620	818-2620	1 3/4” x 20 Spl.

Interchanges with:

Bondioli & Pavesi 2 Series
Walterscheid 2200 Series

Ratchet Clutch

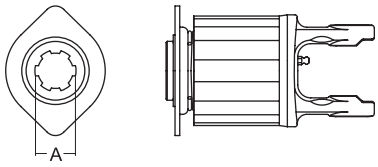

Stock Number	Type	Clutch Setting	Dim. “A” Bore
570-8206	Spring Lock	2600 in-lbs	1 3/8 x 6 Spl.

Interchanges with:

Bondioli & Pavesi 3 Series
Walterscheid I Series

Ratchet Clutch

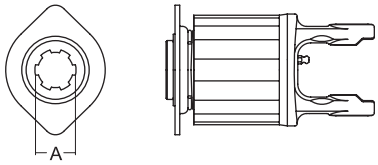

Stock Number	Type	Clutch Setting	Dim. “A” Bore
570-8306	Spring Lock	5300 in-lbs	1 3/8 x 6 Spl.

Interchanges with:

Bondioli & Pavesi 4 Series
Walterscheid 2300 Series

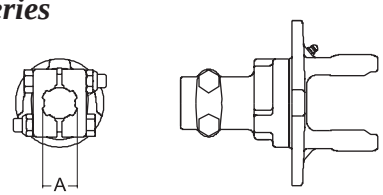

Clamp Yoke Stock Number	Overrunning Clamp Yoke Stock Number	Dim. “A” Bore
817-8406	818-8406	1 3/8” x 6 Spl.
817-8420		1 3/4” x 20 Spl.
817-8421	818-8421	1 3/8” x 21 Spl.

Interchanges with:

Bondioli & Pavesi 4 Series
Walterscheid 2300 Series

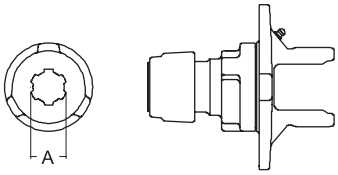

Auto Lok Stock Number	Overuning Stock Number	Dim. "A" Bore
820-8406	N/A	1 3/8" x 6 Spl.

Interchanges with:

Bondioli & Pavesi 4 Series
Walterscheid 2300 Series

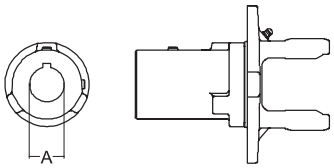

Round Bore Yoke Stock Number	Overrunning Round Bore Yoke Stock Number	Dim. "A" Bore w / Keyway & Set-screw
825-8422	826-8422	1 3/8" Rd.

Interchanges with:

Bondioli & Pavesi 4 Series
Walterscheid 2300 Seriesv

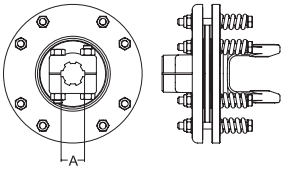

Friction Clutch

Stock Number	Type	Clutch Setting	Dim. "A" Bore
560-8406*	Dbl.Clamp	8000 in-lbs	1 3/8 x 6 Spl.

* Use Replacement Friction Disc 970-4140

Interchanges with:

Bondioli & Pavesi 4 Series
Walterscheid 2300 Series

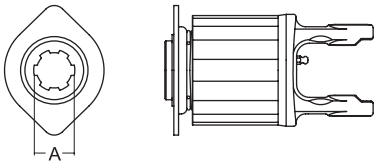

Ratchet Clutch

Stock Number	Type	Clutch Setting	Dim. "A" Bore
570-8406	Spring Lock	8000 in-lbs	1 3/8 x 6 Spl.

Interchanges with:

Bondioli & Pavesi 4 Series
Walterscheid 2300 Series

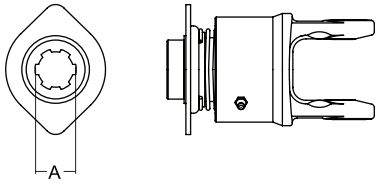

Overrunning Clutch
(Free-Wheel Clockwise)

Stock Number	Type	Clutch Setting	Dim. "A" Bore
580-8406	Spring-Lock	N/A	1 3/8" x 6 Spl.

Interchanges with:

Bondioli & Pavesi 5 Series

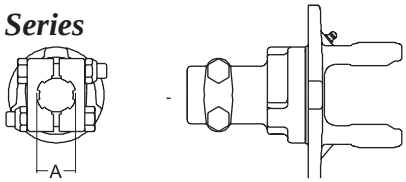

Clamp Yoke Stock Number	Overrunning Clamp Yoke Stock Number	Dim. "A" Bore
817-6506	818-6506	1 3/8" x 6 Spl.
817-6521	818-6521	1 3/8" x 21 Spl.

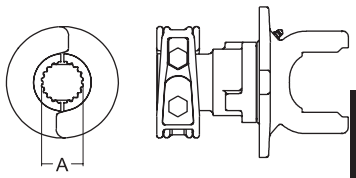

Clamp Yoke Stock Number	Overrunning Clamp Yoke Stock Number	Dim. "A" Bore
817-6520	818-6520	1 3/4" x 20 Spl.

Interchanges with:

Bondioli & Pavesi 5 Series

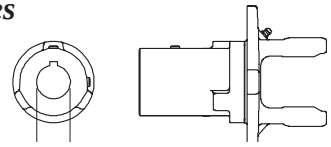

Round Bore Yoke Stock Number	Overrunning Round Bore Yoke Stock Number	Dim. "A" Bore
825-6522	826-6522	1 3/8" Rd.
825-6524	826-6524	1 1/2" Rd.

Interchanges with:

Bondioli & Pavesi 5 Series

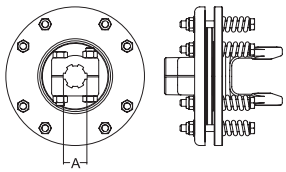

Friction Clutch

Stock Number	Type	Clutch Setting	Dim. "A" Bore
570-6506*	Dbl.Clamp	8000 in-lbs	1 3/8 x 6 Spl.

* Use Replacement Friction Disc 970-4140

Clutch Components

Interchanges with:

Bondioli & Pavesi 5 Series

Walterscheid 2300 Series

Overrunning Clutch

(Free-Wheel Clockwise)

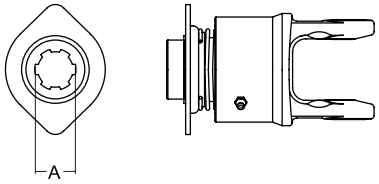

Stock Number	Type	Clutch Setting	Dim. "A" Bore
580-6506	Spring-Lock	N/A	1 3/8" x 6 Spl.

Interchanges with:

Bondioli & Pavesi 5 Series

Ratchet Clutch

(3 & 4 Row)

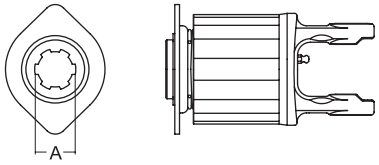

Stock Number	Type	Clutch Setting	Dim. "A" Bore
570-6506	Spring Lock	8000 in-lbs	1 3/8" x 6 Spl.

Interchanges with:

Bondioli & Pavesi 6 Series
Walterscheid 220 Series

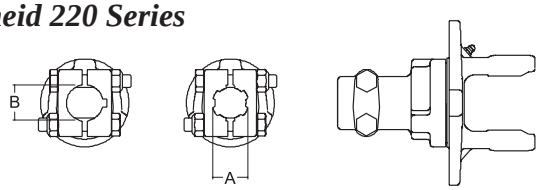

Clamp Yoke Stock Number	Overrunning Clamp Yoke Stock Number	Dim. "A" Bore	Dim. "B" Bore w / Keyway & Set-screw
817-8606	818-8606	1 3/8" x 6 Spl.	
817-8621	818-8621	1 3/8" x 21 Spl.	
817-8624			1 1/2" Rd.
817-8628	818-8628	1 3/4" x 6 Spl.	

Interchanges with:

Bondioli & Pavesi 6 Series
Walterscheid 220 Series

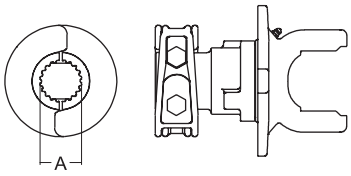

Clamp Yoke Stock Number	Overrunning Clamp Yoke Stock Number	Dim. "A" Bore
817-8620	818-8620	1 3/4" x 20 Spl..

Interchanges with:

Bondioli & Pavesi 6 Series
Walterscheid 220 Series

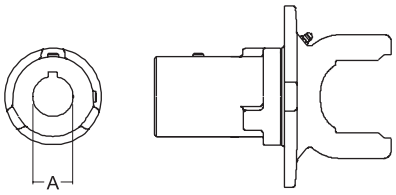

Round Bore Yoke Stock Number	Overrunning Round Bore Yoke Stock Number	Dim. "A" Bore w / Keyway & Set-screw
825-8622	826-8622	1 3/8" Rd.
825-8624		1 1/2" Rd.

Interchanges with:

Bondioli & Pavesi 6 Series

Walterscheid 220 Series

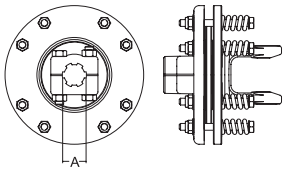

Friction Clutch

Stock Number	Type	Clutch Setting	Dim. "A" Bore
560-8606*	Dbl.Clamp	11,125 in-lbs	1 3/8" x 6 Spl.
560-8620*	Dbl.Clamp	13,276 in-lbs	1 3/4" x 20 Spl.
560-8621*	Dbl.Clamp	13,276 in-lbs	1 3/8" x 21 Spl.

** Use replacement Friction Disc 970-4160*

I-Type Friction Clutch

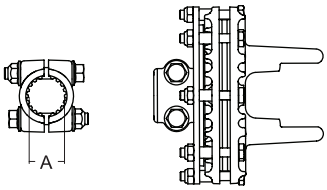

Stock Number	Type	Clutch Setting	Dim. "A" Bore
566-8606*	Dbl.Clamp	13,276 in-lbs	1 3/8" x 6 Spl.
566-8620*	Dbl.Clamp	13,276 in-lbs	1 3/4" x 20 Spl.
566-8621*	Dbl.Clamp	13,276 in-lbs	1 3/8" x 21 Spl.

** Use replacement Friction Disc 970-1700*

Interchanges with:

Bondioli & Pavesi 6 Series

Walterscheid 220 Series

Overrunning Clutch

(Free-Wheel Clockwise)

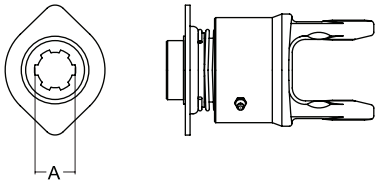

Stock Number	Type	Clutch Setting	Dim. "A" Bore
580-8606	Spring Lock	N/A	1 3/8" x 6 Spl.

Interchanges with:

Bondioli & Pavesi 8 Series

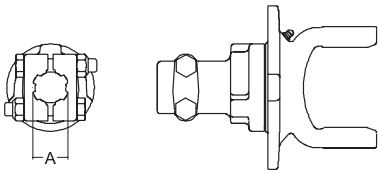

Clamp Yoke Stock Number	Overrunning Clamp Yoke Stock Number	Dim. "A" Bore
817-6806	818-6806	1 3/8" x 6 Spl.
817-6821	818-6821	1 3/4" x 21 Spl.

Interchanges with:

Bondioli & Pavesi 8 Series

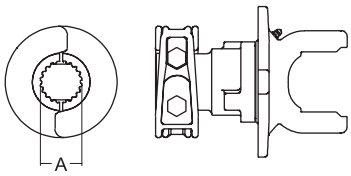

Clamp Yoke Stock Number	Overrunning Clamp Yoke Stock Number	Dim. "A" Bore
817-6820	818-6820	1 3/4" x 20 Spl.
817-6828	818-6828	1 3/4" x 6 Spl.

Interchanges with:

Bondioli & Pavesi 8 Series

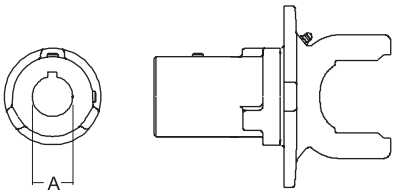

Round Bore Yoke Stock Number	Overrunning Round Bore Yoke Stock Number	Dim. "A" Bore w / Keyway & Set-screw
825-6822	826-6822	1 3/8" Rd.

Interchanges with:

Walterscheid 2400 Series

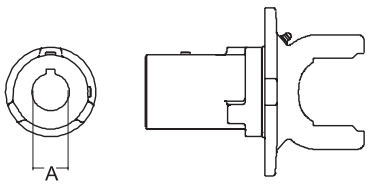

Round Bore Yoke Stock Number	Overrunning Round Bore Yoke Stock Number	Dim. "A" Bore w / Keyway & Set-screw
825-7622	826-7622	1 3/8" Rd.
825-7628	826-7628	1 3/4" Rd.

Interchanges with:

Walterscheid 2400 Series

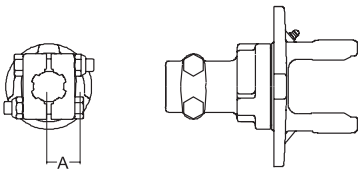

Clamp Yoke Stock Number	Overrunning Clamp Yoke Stock Number	Dim. "A" Bore
817-7606	818-7606	1 3/8" x 6 Spl.
817-7621	818-7621	1 3/8" x 21 Spl.

Interchanges with:

Walterscheid 2400 Series

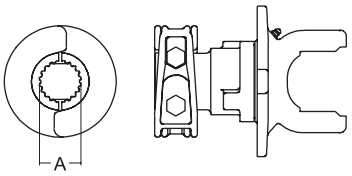

Clamp Yoke Stock Number	Overrunning Clamp Yoke Stock Number	Dim. "A" Bore
817-7620	818-7620	1 3/4" x 20 Spl.

Interchanges with:

Walterscheid 2400 Series

Overrunning Clutch

(Free-Wheel Clockwise)

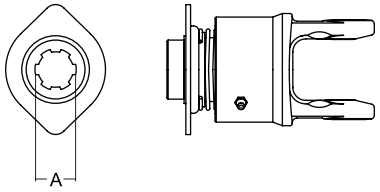

Stock Number	Type	Clutch Setting	Dim. "A" Bore
580-7606	Spring Lock	N/A	1 3/8" x 6 Spl.

Interchanges with:

Walterscheid 2400 Series

Friction Clutch

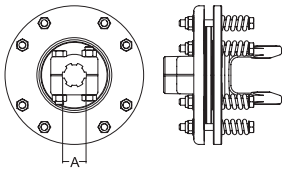

Stock Number	Type	Clutch Setting	Dim. "A" Bore
560-7606*	Double Clamp	13,276 in-lbs	1 3/8" x 6 Spl.
560-7620*	Double Clamp	13,276 in-lbs	1 3/4" x 20 Spl.
560-7621*	Double Clamp	13,276 in-lbs	1 3/8" x 21 Spl.

** Use replacement Friction Disc 970-4160*

Clutch Components

Interchanges with:
Walterscheid 2500 Series

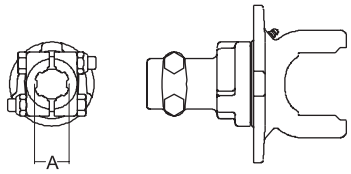

Clamp Yoke Stock Number	Overrunning Clamp Yoke Stock Number	Dim. "A" Bore
817-7906	818-7906	1 3/8" x 6 Spl.
817-7921	818-7921	1 3/8" x 21 Spl.

Interchanges with:
Walterscheid 2500 Series

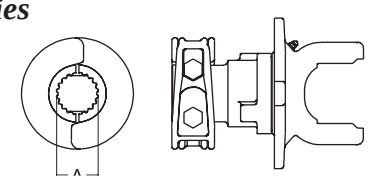

Clamp Yoke Stock Number	Overrunning Clamp Yoke Stock Number	Dim. "A" Bore
817-7920	818-7920	1 3/4" x 20 Spl.
817-7928	818-7928	1 3/4" x 6 Spl.

Interchanges with:
Walterscheid 2500 Series

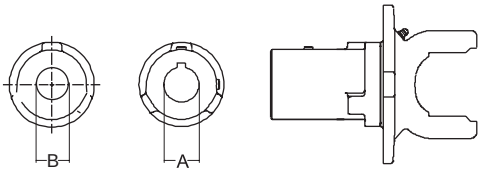

Round Bore Yoke Stock Number	Overrunning Round Bore Yoke Stock Number	Dim. "A" Bore w / Keyway & Set-screw	Dim. "B" Bore with 3/8" Pinhole
825-7922	826-7922	1 3/8" Rd.	
825-7928	826-7928	1 3/4" Rd.	
827-7932			2" Rd.

Interchanges with:
Walterscheid 2500 Series

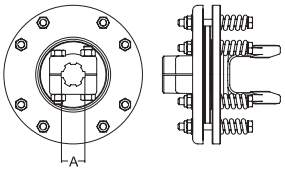

Friction Clutch

Stock Number	Type	Clutch Setting	Dim. "A" Bore
560-7906	Dbl. Clamp	13,276 in-lbs	1 3/8" x 6 Spl.
560-7920	Dbl. Clamp	13,276 in-lbs	1 3/4" x 20 Spl.
560-7921	Dbl. Clamp	13,276.in-lbs	1 3/8" x 21 Spl.

Interchanges with:
Walterscheid 2500 Series

Overrunning Clutch
(Free-Wheel Clockwise)

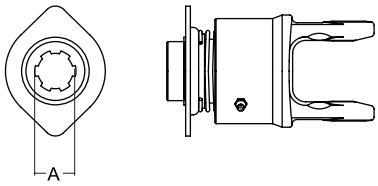

Stock Number	Type	Clutch Setting	Dim. "A" Bore
580-7906	Slide Lock	N/A	1 3/8" x 6 Spl.
580-7920	Slide Lock	N/A	1 3/4 x 20 Spl.
580-7921	Dbl. Clamp	N/A	1 3/8 x 21 Spl.

Clutch Components

Universal Friction Clutch

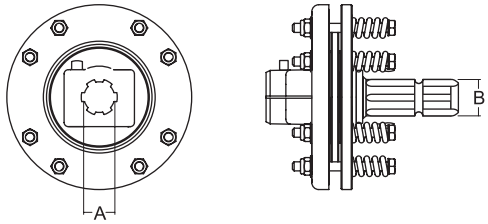

Stock Number	Dim "A"	Clutch Setting	Dim. "B" Bore
560-6006*	1 3/8" x 6 Spl.	8000 in lbs	1 3/8" x 6 Spl.
560-6020*	1 1/4" Rd.	8000 in lbs	1 3/8" x 6 Spl.
560-6022*	1 3/8" Rd.	8000 in lbs	1 3/8" Rd.
560-6606*	1 3/8" x 6 Spl.	6675 in lbs	1 3/8" x 6 Spl.
560-0622*	1 3/8" Rd.	8000 in lbs	1 3/8" x 6 Spl.
560-1122**	1 3/8" Rd.	11,063 in lbs	1 3/8" x 6 Spl.
560-1124**	1 3/8" x 6 Spl.	11,063 in lbs	1 3/8" x 6 Spl.

* Use replacement friction disc 970-4140
** Use replacement friction disc 970-4160

Friction Disc

* for 7" Torqmaster Clutch Paks
** for 9" Torqmaster Clutch Paks

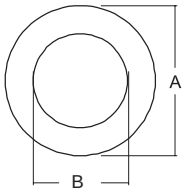

Stock Number	Dim. "A" O.D.	Dim."B" Bore
970-7000*	6.20"	3.89"
970-9000**	7.95"	5.5"
970-0153	6.02"	3.58"
970-4140	5.5"	3.35"
970-4160	6.4"	3.82"
970-6000	5.25"	3.5"

NOTE: Quantity of required discs varies with stock number - check with customer service for correct amount

Overrunning Clutch Repair Kit for 7" and 9" Torqmaster Clutch Paks

Stock Number	Content
980-7000	(1) Overrunning Collar (2) Dogs (2) Leaf Springs (1) Wave Spring (1) Washer (1) Retaining Ring (1) Assembly / Disassembly Instructions

Spring 7" and 9" for Torqmaster Clutch Paks

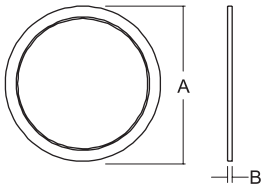

Stock Number	Dim. "A" O.D.	Dim."B" Thickness
987-9000*	6.188"	.138"
98712000*	6.188"	.158"
98715000*	6.188"	.169"
98718000*	6.188"	.189"
98910000**	8.00"	.158"
98915000**	7.81"	.169"
98918000**	7.87"	.189"
98921000**	7.75"	.189"

* for 7" Torqmaster Clutch Paks
** for 9" Torqmaster Clutch Paks

Separator Plate 7"and 9" for Torqmaster Clutch Paks

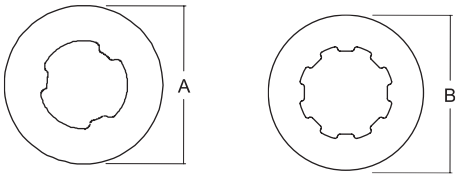

Separator Plate Stock Number	Overrunning Separator Plate Stock Number	Dim. "A" O.D.	Dim. "B" O.D.
990-7000*		6.20"	
	991-7000*		6.20"
990-9000**		8.07"	
	991-9000**		8.07"

* Use on 7"Torqmaster
** Use on 9" Torqmaster

Overrunning Adapter Kit for Torqmaster Clutch Yoke

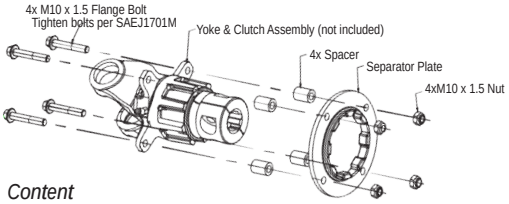

Stock Number	Content
19-16699	(1) Separator Plate (4) Stand Off (4) Bolt (4) Lock Nut (1) Assembly Instructions

NOTE: *Enables overrunning function without the use of clutch pak*

Replacement Clutches

● BALL SHEAR ●



APPLICATIONS: *spreaders, rotary cutters, balers, grain carts, grain augers, snowblowers, forage blowers*

BENEFITS: *Minimal maintenance; No damaging heat generation for higher productivity; Repeatable overload setting; Smooth disengaged operation - no damaging torque spikes.*

● RATCHET ●

APPLICATIONS: *hay tedders, round balers*

BENEFITS: *Repeatable overload setting; Torque pulses while slipping aids in dislodging plugs for increased productivity; Minimal maintenance; Audible operator notification; Compact 4" (102 mm).*

●UNIVERSAL/FRICTION●



APPLICATIONS: *mower conditioners, rotary cutters, balers, shredders, snowblowers, spreaders, grain carts, mixers*

BENEFITS: *Corrosion resistant friction discs; Minimal maintenance; Smooth operation - no damaging torque spikes; Torque carrying capability while slipping aids in dislodging plugs for increased productivity.*

● I-TYPE FRICTION ●

APPLICATIONS: *mower conditioners, rotary cutters, balers, shredders, snowblowers, spreaders, grain carts, mixers*
BENEFITS: *Implement overload protection; Isolates and dissipates heat minimizing downtime for higher productivity; Corrosion resistant friction discs; Optimized design affords more reliable torque setting; Minimal maintenance; Smooth operation, no damaging torque spikes; Torque transmission while slipping aids in dislodging plugs for increased productivity.*

● OVERRUNNING ●



APPLICATIONS: *grain carts, spreaders, mixers, shredders, mower conditioners, rotary cutters*

BENEFITS: *Low-maintenance; Allows inertia from implement to dissipate without putting load back through the tractor or system.*

● TORQMASTER ●



APPLICATIONS: *spreaders, rotary cutters, shredders, balers, grain carts, snowblowers, mower conditioners, mixers*
BENEFITS: *Implement overload protection; Minimal maintenance; Isolates and dissipates heat - minimizing downtime for higher productivity; Repeatable overload setting; Corrosion resistant friction discs; Torque carrying capability while slipping aids in dislodging plugs for increased productivity.*

• GENUINE WEASLER. . . LEADING PROVIDER TO THE AFTERMARKET •

- **MAINTENANCE FREE - unlike other aftermarket options**
- **10X LONGER LIFE than Radial Pin-style Clutch**
- **DIRECT BOLT ON - no modification necessary**
- **Design minimizes damaging torque spikes and heat**

• "TORQUE BOOST" option available



• AUTOMATIC PICK-UP CLUTCH REPLACEMENTS •

STANDARD Automatic Clutch 1 - 1/2" Hex Bore • 700 NM

Part #: 59207024 ***Interchanges with:***

JOHN DEERE MODELS: 435; 445; 447; 448; 449; 456; 457; 458; 458S; 459; 459 Silage Special; 466; 467; 468; 468S; 469; 469 Premium; 469 Silage Special; 546; 547; 556; 557; 558; 559; 559 Silage Special; 566; 567; 568; 569; 569 Premium; 569 Silage Special

20% BOOST IN PICK-UP FEEDING PERFORMANCE

"TORQUE BOOST " - Automatic Clutch - 1 - 1/2" Hex Bore • 850 NM

Part #: 59208524 ***Interchanges with:***

JOHN DEERE MODELS: 435; 445; 447; 448; 449; 456; 457; 458; 458S; 459; 459 Silage Special; 466; 467; 468; 468S; 469; 469 Premium; 469 Silage Special; 546; 547; 556; 557; 558; 559; 559 Silage Special; 566; 567; 568; 569; 569 Premium; 569 Silage Special



"PRECUTTER" Automatic Clutch - 1-3/8" x 21 Spline Bore • 850 NM

Part #: 59208521 ***Interchanges with:***

JOHN DEERE MODELS: 640A; 640B; 645; 645A; 645B

JOHN DEERE MODELS with Precutter Pick Up option: 460M; 460R; 560M; 560R

NOTES

Weasler®

Aftermarket Product Guide

Sprockets, Hubs and Pulleys

SPROCKETS•HUBS•PULLEYS

WELDING INSTRUCTIONS:

> Insert hub in sprocket plate or pulley blank

> Hold the parts in place with a C-clamp

> Tack weld in two places

> Remove C-clamp and weld continuously around hub. Always weld on larger side of hub, except on smaller sprockets where the weld may interfere with chain clearance.

USE OF SPROCKET, HUB, & PULLEY NUMBERING SYSTEM:

Sprocket # Identification Example:

2000 50 12

- 12 — Number of teeth
- 50 — Chain Size
- 2000 — Sprocket Prefix

Hub # Identification Example:

V HUB

200 100 08

- 08 — 1/2" Bore Size*
- 100 — Hub Type
- 200 — Hub Prefix

W HUB

200 200 08

- 08 — 1/2" Bore Size*
- 200 — Hub Type
- 200 — Hub Prefix

X HUB

200 300 10

- 10 — 5/8" Bore Size*
- 300 — Hub Type
- 200 — Hub Prefix

XX HUB

200 400 16

- 16 — 1" Bore Size*
- 400 — Hub Type
- 200 — Hub Prefix

* (Expressed in 1/16th inches)

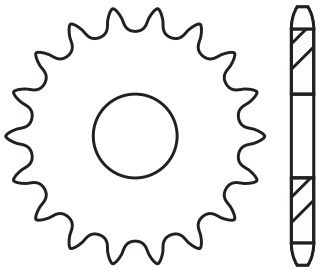

35 Chain

Fits V Series Hub

Stock Number	Teeth	Outside Diameter
20003515	15	2”
20003516	16	2 1/8”
20003517	17	2 1/4”
20003518	18	2 3/8”
20003519	19	2 1/2”
20003520	20	2 5/8”
20003521	21	2 3/4”

Fits W Series Hub

Stock Number	Teeth	Outside Diameter	Stock Number	Teeth	Outside Diameter
20003522	22	2 13/16”	20003535	35	4 5/16”
20003523	23	2 15/16”	20003536	36	4 1/2”
20003524	24	3 1/16”	20003540	40	4 15/16”
20003525	25	3 3/16”	20003545	45	5 9/16”
20003526	26	3 5/16”	20003548	48	5 15/16”
20003528	28	3 9/16”	20003560	60	7 5/16”
20003529	29	3 11/16”	20003572	72	8 3/4”
20003530	30	3 13/16”	20003584	84	10 1/4”
20003532	32	4 1/16”	20003596	96	11 5/8”

40 Chain

Fits V Series Hub

Stock Number	Teeth	Outside Diameter
20004012	12	2 3/16”
20004013	13	2 1/4”
20004014	14	2 7/16”
20004015	15	2 5/8”

Fits W Series Hub

Stock Number	Teeth	Outside Diameter
20004016	16	2 13/16”
20004017	17	3”
20004018	18	3 1/8”
20004019	19	3 5/16”

Fits X Series Hub

Stock Number	Teeth	Outside Diameter	Stock Number	Teeth	Outside Diameter
20004020	20	3 7/16”	20004035	35	5 11/16”
20004021	21	3 5/8”	20004036	36	6”
20004022	22	3 3/4”	20004038	38	6 /14”
20004023	23	4”	20004040	40	6 5/8”
20004024	24	4 1/16”	20004042	42	7”
20004025	25	4 3/16”	20004045	45	7 3/8”
20004026	26	4 3/8”	20004048	48	7 7/8”
20004027	27	4 1/2”	20004054	54	8 7/8”
20004028	28	4 11/16”	20004060	60	9 3/16”
20004029	29	4 3/4”	20004072	72	11 3/16”
20004030	30	5 1/16”	20004080	80	12 15/16”
20004032	32	5 3/8”	20004096	96	15 1/2”

** NOTE: All measurements of outside diameters are approximate.*

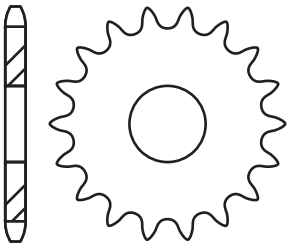

Sprockets

50 Chain

Fits V Series Hub

Stock Number	Teeth	Outside Diameter
20005010	10	2 1/4”
20005011	11	2 1/2”

Fits W Series Hub

Stock Number	Teeth	Outside Diameter
20005012	12	2 3/4”
20005013	13	2 7/8”
20005014	14	3 1/16”
20005015	15	3 1/4”
20005016	16	3 7/16”

Fits X Series Hub

Stock Number	Teeth	Outside Diameter
20005017	17	3 11/16”
20005018	18	3 7/8”
20005019	19	4 1/8”
20005020	20	4 3/8”
20005021	21	4 9/16”
20005022	22	4 3/4”
20005023	23	4 15/16”
20005024	24	5 1/8”
20005025	25	5 3/8”
20005026	26	5 1/2”
20005027	27	5 11/16”
20005028	28	5 7/8”
20005029	29	6 1/8”
20005030	30	6 5/16”
20005031	31	6 1/2”
20005032	32	6 3/4”
20005033	33	6 7/8”
20005034	34	7 1/16”

Stock Number	Teeth	Outside Diameter
20005035	35	7 1/4”
20005036	36	7 9/16”
20005037	37	7 11/16”
20005038	38	7 15/16”
20005039	39	8 1/8”
20005040	40	8 5/16”
20005041	41	8 1/2”
20005042	42	8 11/16”
20005043	43	8 7/8”
20005044	44	9 1/16”
20005045	45	9 5/16”
20005048	48	9 7/8”
20005050	50	10 1/4”
20005054	54	11 1/16”
20005060	60	12 5/16”
20005072	72	14 5/8”
20005080	80	16 1/4”
20005096	96	19 7/16”

60 Chain

Fits V Series Hub

Stock Number	Teeth	Outside Diameter
20006009	9	2 1/2”
20006010	10	2 3/4”

Fits W Series Hub

Stock Number	Teeth	Outside Diameter
20006011	11	3”
20006012	12	3 1/4”
20006013	13	3 1/2”
20006014	14	3 3/4”

Fits X Series Hub

Stock Number	Teeth	Outside Diameter
20006015	15	4”
20006016	16	4 1/4”
20006017	17	4 1/2”
20006018	18	4 11/16”
20006019	19	5”
20006020	20	5 1/8”
20006021	21	5 1/2”
20006022	22	5 11/16”
20006023	23	5 15/16”
20006024	24	6 1/8”
20006025	25	6 3/8”
20006026	26	6 5/8”
20006027	27	6 7/8”
20006028	28	7 1/8”
20006029	29	7 3/8”
20006030	30	7 5/8”

Stock Number	Teeth	Outside Diameter
20006031	31	7 3/4”
20006032	32	8”
20006033	33	8 5/16”
20006034	34	8 9/16”
20006035	35	8 3/4”
20006036	36	9”
20006038	38	9 7/8”
20006040	40	9 15/16”
20006042	42	10 1/2”
20006045	45	11 3/16”
20006048	48	11 7/8”
20006050	50	12 3/8”
20006054	54	13 1/4”
20006060	60	14 3/4”
20006072	72	17 5/8”
20006080	80	19 1/2”

** NOTE: All measurements of outside diameters are approximate.*

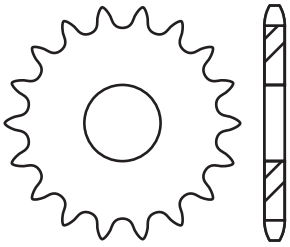

80 Chain

Fits W Series Hub

Stock Number	Teeth	Outside Diameter
20008009	9	3 1/4”
20008010	10	3 5/8”
20008011	11	4”

Fits X Series Hub

Stock Number	Teeth	Outside Diameter
20008012	12	4 3/8”
20008013	13	4 5/8”
20008014	14	5”
20008015	15	5 1/4”
20008016	16	5 5/8”
20008017	17	6”
20008018	18	6 5/16”
20008019	19	6 9/16”
20008020	20	6 15/16”
20008021	21	7 1/4”
20008022	22	7 9/16”
20008023	23	7 7/8”
20008024	24	8 3/16”
20008025	25	8 1/2”

Stock Number	Teeth	Outside Diameter
20008026	26	8 13/16”
20008027	27	9 3/16”
20008028	28	9 3/8”
20008029	29	9 3/4”
20008030	30	10 1/8”
20008032	32	10 13/16”
20008033	33	11 1/8”
20008034	34	11 3/8”
20008035	35	11 5/8”
20008036	36	12”
20008040	40	13 5/16”
20008045	45	14 7/8”
20008048	48	15 7/8”
20008060	60	19 5/8”

** NOTE: All measurements of outside diameters are approximate.*

Roller Chain Idler Sprockets



40 Chain

Stock Number	No. of Teeth	Bore Size
20401708	17	1/2”
20401710	17	5/8”

80 Chain

Stock Number	No. of Teeth	Bore Size
20801112	11	3/4”

50 Chain

Stock Number	Teeth	Outside Diameter
20501308	13	1/2”
20501310	13	5/8”
20501508	15	1/2”
20501510	15	5/8”
20501708	17	1/2”
20501710	17	5/8”

60 Chain

Stock Number	Teeth	Outside Diameter
20601108	11	1/2”
20601110	11	5/8”
20601308	13	1/2”
20601310	13	5/8”
20601508	15	1/2”
20601510	15	5/8”

Ag Idler Chain Series

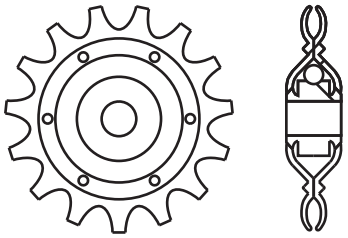

Stock Number	Chain Size	No.of Teeth	Bore Size
25401808	40 or 41	18	1/2”
25401810	40 or 41	18	5/8”
25501708	50	17	1/2”
25501710	50	17	5/8”
25601508	60	15	1/2”
25601510	60	15	5/8”

** NOTE: All measurements of outside diameters are approximate.*

Hubs

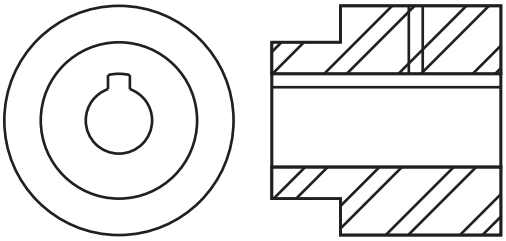

V Series

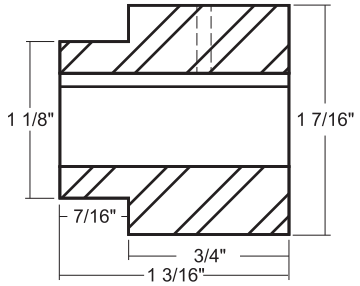

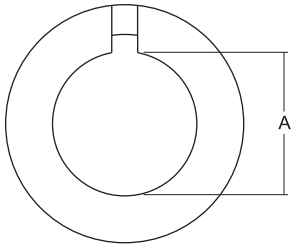

Round Bore

with Keyway & Set Screws

Stock Number	*Dim "A"*
20010008	1/2"
20010009	9/16"
20010010	5/8"
20010011	11/16"
20010012	3/4"
20010013	13/16"
20010014	7/8"

W Series

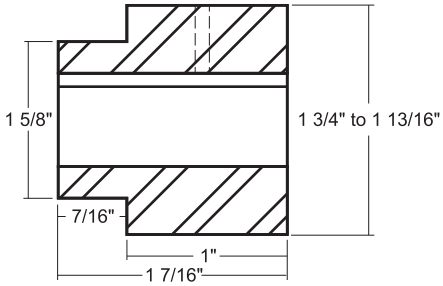

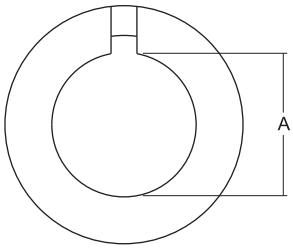

Round Bore

with Keyway & Set Screws

Stock Number	*Dim "A"*
20020008	1/2"
20020009	9/16"
20020010	5/8"
20020011	11/16"
20020012	3/4"
20020013	13/16"
20020014	7/8"
20020015	15/16"
20020016	1"
20020017	1 1/16"
20020018	1 1/8"
20020019	1 3/16"
20020020	1 1/4"

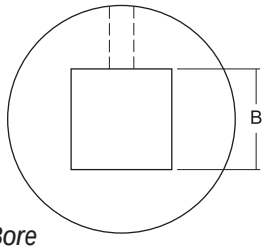

Square Bore

with Set Screws

Stock Number	*Dim "B"*
2002S012	3/4"
2002S014	7/8"
2002S016	1"

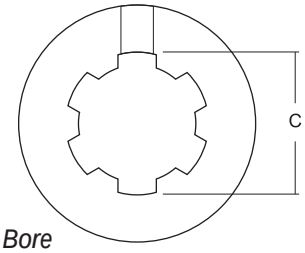

Spline Bore

with Set Screw

Stock Number	*Dim "C"*
20021806	1 1/8" x 6
20022206	1 3/8" x 6
20022221	1 3/8" x 21

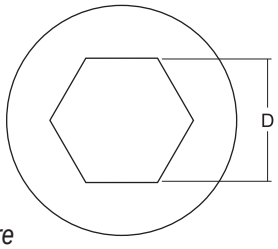

Hex Bore

with Set Screws

Stock Number	*Dim "D"*
20021014	7/8"
20021016	1"
20021018	1 1/8"

Standard Keyway Sizes

BORE	KEYWAY SIZE
1/2" to 9/16"	1/8" x 1/16"
5/8" to 7/8"	3/16" x 3/32"
15/16" to 1 1/4"	1/4" x 1/8"
1 5/16" to 1 3/8"	5/16" x 5/32"
1 7/16" to 1 3/4"	3/8" x 3/16"
1 13/16" to 2 1/4"	1/2" x 1/4"
2 5/16" to 2 3/4"	5/8" x 5/16"
2 13/16" to 3"	3/4" x 3/8"
3 5/16" to 3 3/4"	7/8" x 7/16"
3 13/16" to 4 1/2"	1" x 1/2"

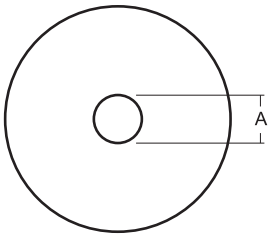

Stock Bore

Stock Number	*Dim "A"*
20020000	1/2"

X Series

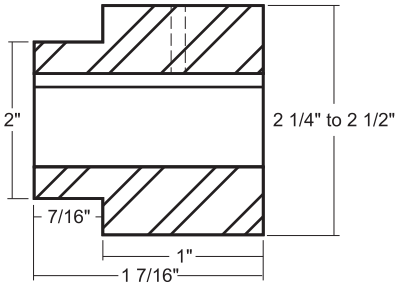

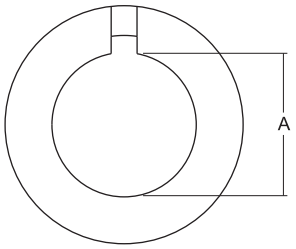

Round Bore

with Keyway & Set Screws

Stock Number	*Dim "A"*
20030010	5/8"
20030011	11/16"
20030012	3/4"
20030013	13/16"
20030014	7/8"
20030015	15/16"
20030016	1"
20030017	1 1/16"
20030018	1 1/8"
20030019	1 3/16"
20030020	1 1/4"
20030021	1 5/16"
20030022	1 3/8"
20030023	1 7/16"
20030024	1 1/2"

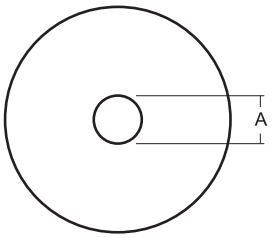

Stock Bore

Stock Number	*Dim "A"*
20030000	5/8"

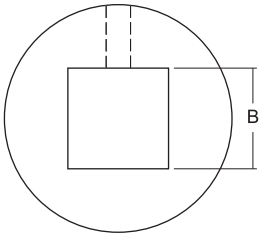

Round Bore

with Keyway & Set Screws

Stock Number	*Dim "B"*
2003S012	3/4"
2003S014	7/8"
2003S016	1"
2003S018	1 1/8"
2003S019	1 3/16"
2003S020	1 1/4"

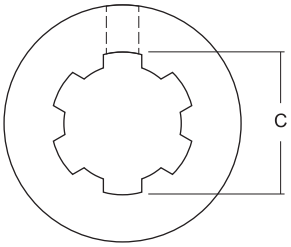

Spline Bore

with Set Screw

Stock Number	*Dim "C"*
20031806	1 1/8"x 6 Spl.
20032206	1 3/8"x 6 Spl.
20032221	1 3/8"x 21 Spl.

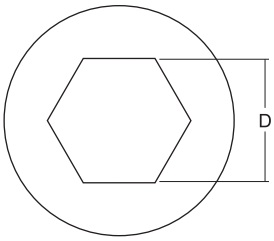

Hex Bore

with Set

Stock Number	*Dim "D"*
20031014	7/8"
20031016	1"
20031018	1 1/8"

XX Series

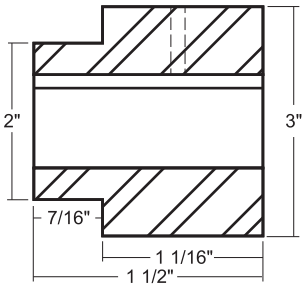

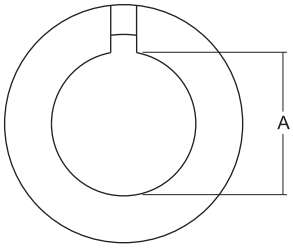

Round Bore

with Keyway & Set Screws

Stock Number	*Dim "B"*
20040016	1"
20040018	1 1/8"
20040020	1 1/4"
20040021	1 5/16"
20040022	1 3/8"
20040023	1 7/16"
20040024	1 1/2"
20040026	1 5/8"

Pulleys

Fits A or B Groove V-Belts

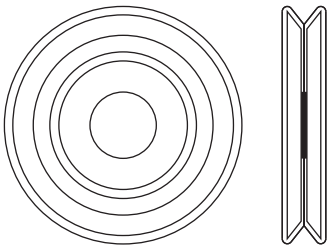

Fits V Series Hub

Stock Number	Outside Diameter
21010025	2 1/2”
21010030	3”

Fits X Series Hub

Stock Number	Outside Diameter	Stock Number	Outside Diameter
21020035	3 1/2”	21020080	8”
21020040	4”	21020090	9”
21020045	4 1/2”	21020100	10”
21020050	5”	21020110	11”
21020055	5 1/2”	21020120	12”
21020060	6”	21020140	14”
21020065	6 1/2”	21020160	16”
21020070	7”		

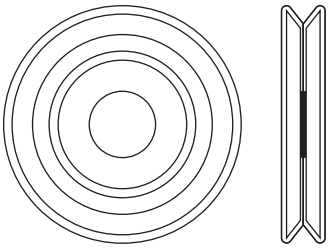

C — Section

Fits W Series Hub

Stock Number	Outside Diameter
22030040	4”

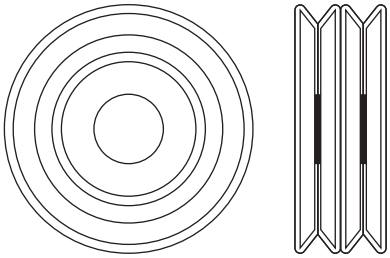

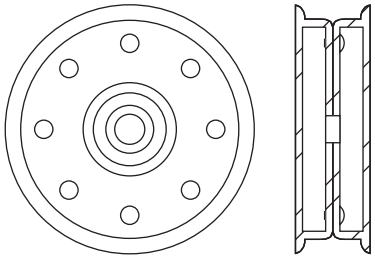

Fits X Series Hub

Stock Number	Outside Diameter
22030060	6”
22030080	8”
22030100	10”
22030120	12”

Fits W Series Hub

Double Groove

Stock Number	Outside Diameter
22040060	6”
22040100	10”
22040120	12”
22040140	14”

Flat Belt Idler

Stock Number	Bore Size	Outside Diameter
23004008	1/2”	4”
23004010	5/8”	4”
23005008	1/2”	5”
23005010	5/8”	5”
23013106	3/8”	3 1/8”
23014006	3/8”	4”

Pulley # Identification System

210 100 25

- 25 — *2 1/2” Pulley O.D.**
- 100 — *Hub Type*
- 210 — *Pulley Prefix*

**Expressed in inches*

** NOTE: All measurements of outside diameters are approximate.*

NOTES

Weasler®

Aftermarket Product Guide

Jaw Couplings

Jaw Couplings

Interchanges with Lovejoy

ROUND BORE

With Keyway

Stock Number	*Bore Size "A"*		*O.D. Dim. "B"*
507-9507	7/16"	w 1/8" KW	2.125"
507-9508	1/2"	w 1/8" KW	2.125"
507-9510	5/8"	w 3/16" KW	2.125"
507-9512	3/4"	w 3/16" KW	2.125"
507-9514	7/8"	w 3/16" KW	2.125"
507-9515	15/16"	w 1/4" KW	2.125"
507-9516	1"	w 1/4" KW	2.125"
507-9518	1 1/8"	w 1/4" KW	2.125"

These jaw coupling halves are ordered separately along with a spider insert to make a complete assembly.

TYPE L095

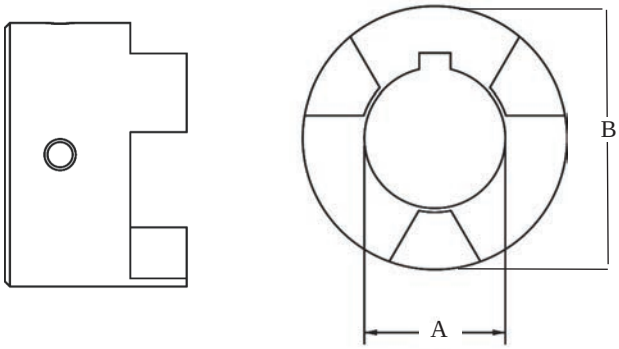

Jaw Coupling Spider Insert

Stock Number	*Type*	
507-0750	L075	Solid Insert
507-0790	L090/L095	Hollow Insert



Complete Jaw Coupler

Stock Number	*Bore Size Dim. "A"*	*Bore Size Dim. "B"*	*Length Dim. "C"*
512-7507	7/16" w 1/8" KW	3/4" w 3/16" KW	2.13"
512-7508	1/2" w 1/8" KW	3/4" w 3/16" KW	2.13"

TYPE L075

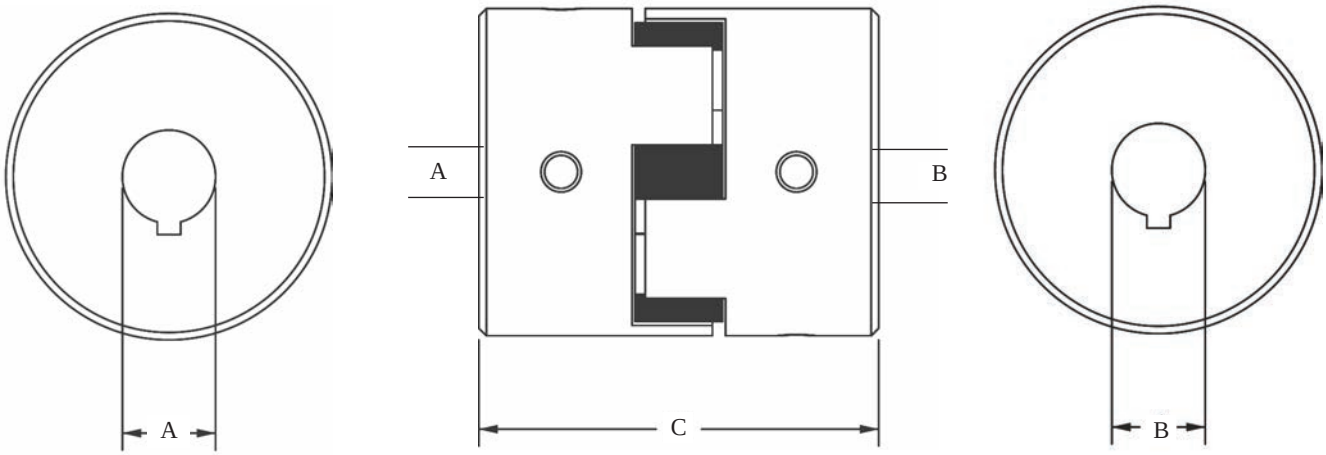

***Used for the following applications:**

***Log Splitters * Pumps * Gear Boxes * Compressors * Blowers * Mixers * Conveyors**

Weasler®

Aftermarket Product Guide

Merchandisers

ADVANTAGES FOR YOU...

- Racking unit uses existing Gondola Display
- Improved “Shop Ability”
- Drive increased sales
- Reduction in space
- Stimulates the question ***“What’s New?”***

...AND YOUR CUSTOMER

- Visually inviting
- Product is available for inspection
- Drivelines are securely displayed on the unit
- Drivelines conveniently placed - no overhead lifting required
- Easy product handling for customer

DRIVELINE RACKING UNIT

PART No. 16-17678

NORTH AMERICAN & METRIC DRIVELINES RACK DISPLAY

RACK OPTION FOR: SMALL METRIC *IMPLEMENT* DRIVELINE

CONTAINS:		FOR:
(2) 14006127		FERTILIZER SPREADER
(1) 14006340		FINISHING MOWER
(2) 14006436		5 FT. LIFT CUTTER
(1) 14006442		6 FT. LIFT CUTTER
(2) 14006448		ALL PURPOSE
(1) 14006453		HD POST HOLE DIGGER
(1) 14006542		6 FT. LIFT CUTTER
(1) 14106438		PULL TYPE CUTTER W/FRICTION CLUTCH
(1) 14307645		6 DISC MOWER W/OVERRUNNING CLUTCH
(1) 12000009		A FRAME RACK
(2) 12000009MH		METRIC HEADER

PART NO.: 12008600



RACK OPTION FOR: SMALL DOMESTIC/METRIC *IMPLEMENT* DRIVELINES

CONTAINS:		FOR:
(1) 14000600		FINISHING MOWER DOMESTIC
(1) 14000620		FERTILIZER SPREADER
(1) 14001200		POST HOLE DIGGER DOMESTIC
(1) 14001405		5 FT. CUTTER DOMESTIC
(1) 14001406		6 FT. CUTTER DOMESTIC
(1) 14003536		ALL PURPOSE DRIVELINE DOMESTIC
(1) 14006127		FERTILIZER SPREADER
(1) 14006340		FINISHING MOWER METRIC
(1) 14006436		5 FT. CUTTER METRIC
(1) 14006442		6 FT. CUTTER METRIC
(1) 14006448		ALL PURPOSE DRIVELINE METRIC
(1) 14006453		POST HOLE DIGGER METRIC
(1) 12000009		A FRAME RACK
(1) 12000009MH		METRIC HEADER
(1) 12000009DH		DOMESTIC HEADER

PART NO.: 12008650

MERCHANDISERS

RACK OPTION FOR: SMALL DOMESTIC/METRIC *MOWER* DRIVELINES & CLUTCHES

CONTAINS:		FOR:
(1) 14000600		FINISHING MOWER DOMESTIC
(2) 14001404		4 FT. CUTTER DOMESTIC
(2) 14001405		5 FT. CUTTER DOMESTIC
(1) 14001406		6 FT. CUTTER DOMESTIC
(1) 14006340		FINISHING MOWER METRIC
(1) 14006432		4 FT. CUTTER METRIC
(1) 14006436		5 FT. CUTTER METRIC
(1) 14006442		6 FT. CUTTER METRIC
(1) 14307645		DISC MOWER METRIC WITH OVERRUNNING CLUTCH
(1) 560-6006		UNIVERSAL FRICTION CLUTCH 1-3/8" × 6 SPLINE
(1) 560-6022		UNIVERSAL FRICTION CLUTCH 1-3/8" ROUND
(1) 12000009		A FRAME RACK
(1) 12000009MH		METRIC HEADER
(1) 12000009DH		DOMESTIC HEADER

PART NO.: 12008700

RACK OPTION FOR: LARGE DOMESTIC/METRIC *MOWER* DRIVELINES & CLUTCHES

CONTAINS:		FOR:
(1) 14000600		FINISHING MOWER DOMESTIC
(1) 14001404		4 FT. CUTTER DOMESTIC
(1) 14001405		5 FT. CUTTER DOMESTIC
(1) 14001406		6 FT. CUTTER DOMESTIC
(1) 14006340		FINISHING MOWER METRIC
(1) 14006432		4 FT. CUTTER METRIC
(1) 14006436		5 FT. CUTTER METRIC
(1) 14006442		6 FT. CUTTER METRIC
(1) 14307645		DISC MOWER METRIC WITH OVERRUNNING CLUTCH
(1) 14505555		FLEXWING MOWER DOMESTIC WITH 80° CV
(1) 14507955		FLEXWING MOWER METRIC WITH 80° CV
(1) 560-6006		UNIVERSAL FRICTION CLUTCH 1-3/8" × 6 SPLINE
(1) 560-6022		UNIVERSAL FRICTION CLUTCH 1-3/8" ROUND
(1) 12000009		A FRAME RACK
(1) 12000009MH		METRIC HEADER
(1) 12000009DH		DOMESTIC HEADER

PART NO.: 12008750



Display Board
No. 12001000
The Weasler Display Center is a dealer merchandiser that makes selling easy. Most parts are on display for convenient visual inventory control as well as quick self-service for the customer.

Display Board
No. 12002000
Includes the same product as No. 2001000, plus an assortment of tubing and shafting in 6' lengths

The 48" × 66" floor fixture contains an inventory of driveline components in the most popular sizes. Equivalents are available for most competitive brands.

6 Series

Quantity	Stock No
2	102-0606
8	200-0600
2	300-0600
2	700-0600
1	800-0612
4	800-0616
2	800-0620
1	900-2548
1	921-0600
1	10000648
1	11000648

12 Series

2	102-1206
8	200-1200
2	300-1200
2	700-1200
4	800-1216
1	800-1222
2	806-1220
1	900-2548
1	921-1200
1	10001248
1	11001248

14 Series

2	100-1421
2	102-1406
8	200-1400
2	300-1400
1	500-1400
2	701-1400
2	800-1420
2	800-1422
1	802-1422
1	10001448
1	11001448

35 Series

Quantity	Stock No
2	102-3506
1	102-3521
8	200-3500
1	300-3500
1	500-3500
1	701-3500
2	800-3520
2	800-3522
2	800-3524
1	801-3506
1	900-2548
1	921-1200
1	10003548
1	11003548

Quantity	Stock No
2	400-1214
2	400-1618
1	400-0019
2	600-1618
2	600-2022
1	602-1400
1	602-3500

Transparency ID System

1	12002500

Header Board with Hardware

1	12000001H

NORTH AMERICAN DRIVELINE COMPONENT DISPLAY
44/55 SERIES



Display Board
No. 12004000
The Weasler Display Center is a dealer merchandiser that makes selling easy. Most parts are on display for convenient visual inventory control as well as quick self-service for the customer.

The 48" × 56" floor fixture contains an inventory of high horsepower driveline components in the most popular sizes. Equivalents are available for most competitive brands.

44 Series

Quantity	Stock No
1	102-4406
1	102-4420
1	102-4421
8	200-4400
2	300-4400
2	500-4400
1	701-4400
1	800-4422
2	800-4424
1	800-4428
1	801-4406
2	902-3548
2	921-4400

55 Series

2	102-5506
1	102-5520
1	102-5521
4	200-5500
2	300-5500
1	302-5500
1	701-5500
1	800-5522
1	800-5524
2	800-5528
1	800-5532

Locking Repair Kits

1	13002006
1	13002020
1	13002021

Shafting

1	404-0021
1	404-2720
1	604-4400

Transparency ID System

1	12002500

Header Board with Hardware

1	12000004H

METRIC DRIVELINE COMPONENT DISPLAY



Display Board
No. 12008000
The Weasler Display Center is a dealer merchandiser that makes selling easy. Most parts are on display for convenient visual inventory control as well as quick service for the customer.
The 48" x 66" floor fixture contains an inventory of the most popular sizes, including inner and outer profile tubes.

Display Board
No. 12008100
The display board includes the items depicted by the display photo above. It does NOT include an assortment of inner and outer profile tubes.

Tractor Yoke

Quant.	Stock No
1	102-6106
1	102-6506
1	102-7606
1	102-8206
1	102-8306
1	102-8406
1	102-8606

Lock Yoke Repair Kit

1	13006121
1	13007138

Cross & Bearing Kit

2	200-6154
2	200-6580
2	200-6806
2	200-7155
2	200-7676
2	200-7989
2	200-8261
2	200-8370
2	200-8474
2	200-8692

Inner Profile Yoke

1	300-6126
1	300-6229
1	300-6336
1	300-6436
1	300-6545
1	300-6645
1	300-7234
1	300-7639

Inner Profile Tube

1	400-6126
1	400-6229
1	600-6236
1	400-6436
1	400-6545
1	400-7234
1	400-7539

Roll Pin

1	508-0850
1	508-0860
1	508-0880
1	508-1060
1	508-1065
1	508-1075
1	508-1080
1	508-1090

Outer Profile Tube

Quant.	Stock No
1	600-6133
1	600-6236
1	600-6343
1	600-6552
1	600-6654
1	600-7130
1	600-7241
1	600-7548

Outer Profile Yoke

1	700-6236
1	700-6343
1	700-6443
1	700-6552
1	700-6654
1	700-7241
1	700-7648

Implement Yoke

1	800-6510
1	800-8208
1	800-8210
1	800-8310
1	800-8311
1	800-8410
1	800-8411
1	802-7110
1	802-7611
1	802-8435

Guard

2	900-2548
1	902-3548

Bearing Kit (2 per Kit)

1	961-5005
1	961-5029
1	961-2502
1	961-2534
1	961-3525
1	961-3567

Transparency ID System
No. 12008500

Header Board with Hardware
No. 12000008H

Display Board No. 12003000

The Weasler Display Center is a dealer merchandiser that makes selling easy.

The display contains:

- *48" × 66" floor fixture with silk screened part numbers*
- *point of sale sign*
- *inventory of the most popular sizes of sprockets, hubs, pulleys, idler sprockets*



DISPLAY COMPONENTS

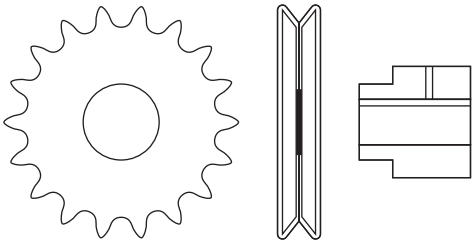

#40 Sprocket

Stock Number	Quantity
20004012	3
20004013	3
20004014	3
20004015	3
20004016	3
20004017	3
20004018	3
20004019	3
20004020	3
20004021	2
20004022	2
20004024	2
20004026	2
20004028	2
20004030	2
20004032	2
20004036	2
20004040	1
20004045	1
20004048	1

#50 Sprocket

Stock Number	Quantity
20005010	2
20005011	2
20005012	4
20005013	3
20005014	3
20005015	3
20005016	3
20005017	3
20005018	3
20005019	2
20005020	2
20005021	2
20005022	2
20005024	2
20005026	2
20005028	2
20005030	2
20005032	2
20005036	2

#60 Sprocket

Stock Number	Quantity
20006009	2
20006010	2
20006011	3
20006012	3
20006013	3
20006014	3
20006015	3
20006016	2
20006017	2
20006018	2
20006019	2
20006020	2
20006021	2
20006022	2
20006024	2
20006026	2
20006028	1
20006030	1

Idler Sprocket

Stock Number	Quantity
20401708	2
20501510	3
20601310	3

Idler Pulley

Stock Number	Quantity
23004010	1

Display Header

Stock Number	Quantity
12000003H	1

Pulley

Stock Number	Quantity
21010025	3
21010030	3
21020035	3
21020040	3
21020045	3
21020050	3
21020055	3
21020060	3
21020065	2
21020070	2
21020080	2
21020090	2
21020100	2
21020110	2
21020120	2
21020140	2
21020160	2

V Hub

Stock Number	Quantity
20010008	3
20010010	3
20010012	3
20010014	3

W Hub

Stock Number	Quantity
20020008	2
20020009	1
20020010	4
20020011	1
20020012	4
20020013	1
20020014	4
20020015	2
20020016	10
20020017	1
20020018	4
20020019	1
20020020	4
20021806	1
20022206	1

X Hub

Stock Number	Quantity
20030010	2
20030011	1
20030012	3
20030013	1
20030014	3
20030015	2
20030016	8
20030017	2
20030018	3
20030019	2
20030020	4
20030021	1
20030022	3
20030023	2
20030024	3
20031806	1
20032206	1