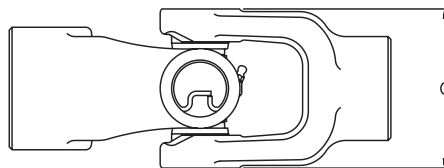
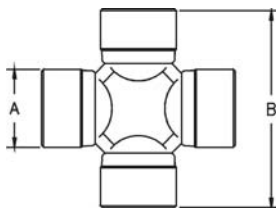


UNIVERSAL JOINTS



PLAIN BEARING STYLE

SERIES	A		B		C SWING DIA.		MAX. DYNAMIC TORQUE		MIN. STATIC TORQUE		POWER			
	in	mm	in	mm	in	mm	in•lb	Nm	in•lb	Nm	540		1000	
											hp	kW	hp	kW
07	.751	19.1	1.91	48.5	2.12	53.8	-	-	6,400	678	-	-	-	-
35	1.251	31.8	3.20	81.3	3.88	98.6	-	-	35,000	4068	-	-	-	-
55	1.533	38.9	4.30	109.2	5.07	128.8	-	-	65,000	9830	-	-	-	-

STANDARD NEEDLE BEARING STYLE - "R"

SERIES	A		B		C SWING DIA.		MAX. DYNAMIC TORQUE		MIN. STATIC TORQUE		POWER			
	in	mm	in	mm	in	mm	in•lb	Nm	in•lb	Nm	540		1000	
											hp	kW	hp	kW
6	.969	24.6	2.29	58.3	2.50	63.5	3,000	339	10,000	1,130	14	10	21	16
12	1.064	27.0	2.50	63.5	2.94	74.7	4,400	497	16,000	1,808	19	14	29	22
14	1.126	28.6	2.62	66.6	3.32	84.3	6,500	734	22,000	2,486	28	21	44	32
35	1.251	31.8	3.20	81.3	3.88	98.6	9,800	1,107	35,000	3,954	51	38	79	59
44	1.310	33.3	4.00	101.6	4.43	112.5	17,000	1,921	50,000	5,649	77	58	119	89
55	1.533	38.9	4.30	109.2	5.07	128.8	24,000	2,712	65,000	7,344	106	79	164	122
100	.938	23.8	2.31	58.7	2.50	63.5	3,000	339	10,000	1,130	15	11	22	17
310	1.063	27.0	3.21	81.5	3.78	96.0	9,600	1,085	19,200	2,169	34	26	53	40
350	1.188	30.2	3.62	91.9	4.38	111.2	14,880	1,681	27,120	3,064	59	44	90	67
410	1.188	30.2	4.18	106.2	5.00	127.0	18,000	2,034	32,400	3,661	71	53	109	81
480	1.375	34.9	4.18	106.2	5.00	127.0	24,000	2,712	39,960	4,515	95	71	146	109
550	1.375	34.9	4.66	118.3	5.75	146.0	28,800	3,254	52,800	5,966	121	90	186	139

EXTENDED LUBE NEEDLE BEARING STYLE - "E"

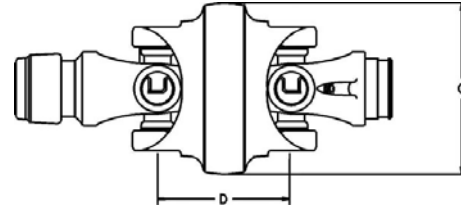
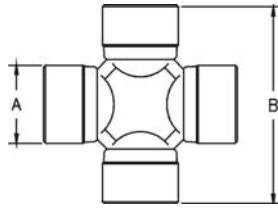
SERIES	A		B		C SWING DIA.		MAX. DYNAMIC TORQUE		MIN. STATIC TORQUE		POWER			
	in	mm	in	mm	in	mm	in•lb	Nm	in•lb	Nm	540		1000	
											hp	kW	hp	kW
02	.591	15.0	1.50	38.1	1.75	44.4	1,000	113	2,000	226	4	3	7	5
07	.751	19.1	1.91	48.5	2.12	53.8	2,500	282	6,400	723	10	8	16	12
6	.969	24.6	2.29	58.3	2.50	63.5	4,000	452	10,000	1,130	19	14	29	22
12	1.064	27.0	2.50	63.5	2.94	74.7	6,400	723	16,000	1,808	26	19	40	30
14	1.126	28.6	2.62	66.6	3.32	84.3	7,200	813	22,000	2,486	38	28	58	43
35	1.251	31.8	3.20	81.3	3.88	98.6	13,500	1,525	35,000	3,954	70	52	108	81
44	1.310	33.3	4.00	101.6	4.43	112.5	22,000	2,486	50,000	5,649	103	77	158	118
55	1.533	38.9	4.30	109.2	5.07	128.8	28,000	3,164	65,000	7,344	137	102	211	157
77	1.775	45.1	4.96	126.0	5.75	146.0	45,000	5,084	110,000	12,428	171	128	264	197

Maximum Dynamic Torque is the dynamic load limit of the needle bearings.

Power Values are for 1000 hours life and 5° angle.

Lubrication fittings can be provided for one or more bearing cups upon request.

CONSTANT VELOCITY JOINTS



STANDARD 50° CONSTANT VELOCITY JOINT - "R"

SERIES	A		B		C SWING DIA.		D		Max. DYNAMIC TORQUE		MIN. STATIC TORQUE		POWER			
	in	mm	in	mm	in	mm	in	mm	in•lb	Nm	in•lb	Nm	540		1000	
													hp	kW	hp	kW
CAT 1-50°	.969	24.6	2.29	58.3	3.00	76.2	2.62	66.5	3,200	362	10,000	1,130	15	12	24	18
CAT 3-50°	1.126	28.6	2.62	66.6	3.62	91.9	3.00	76.2	6,500	734	28,000	3,164	31	23	48	35
CAT 4-50°	1.251	31.8	3.20	81.3	4.38	111.2	4.00	101.6	12,000	1,356	36,000	4,067	57	42	87	65
CAT 6-50°	1.533	38.9	4.30	109.2	6.38	162.0	4.50	114.3	24,000	2,712	85,500	9,660	117	87	179	134

EXTENDED LUBE 50° CONSTANT VELOCITY JOINT - "E"

SERIES	A		B		C SWING DIA.		D		Max. DYNAMIC TORQUE		MIN. STATIC TORQUE		POWER			
	in	mm	in	mm	in	mm	in	mm	in•lb	Nm	in•lb	Nm	540		1000	
													hp	kW	hp	kW
CAT 1-50°	.969	24.6	2.29	58.3	3.00	76.2	2.62	66.5	4,000	452	10,000	1,130	21	15	32	24
CAT 3-50°	1.126	28.6	2.62	66.6	3.62	91.9	3.00	76.2	7,200	813	28,000	3,164	41	31	63	47
CAT 4-50°	1.251	31.8	3.20	81.3	4.38	111.2	4.00	101.6	13,500	1,525	36,000	4,067	77	58	119	89
CAT 6-50°	1.533	38.9	4.30	109.2	6.38	162.0	4.50	114.3	30,000	3,390	85,500	9,660	151	112	232	173

STANDARD 70° CONSTANT VELOCITY JOINT - "R"

SERIES	A		B		C SWING DIA.		D		Max. DYNAMIC TORQUE		MIN. STATIC TORQUE		POWER			
	in	mm	in	mm	in	mm	in	mm	in•lb	Nm	in•lb	Nm	540		1000	
													hp	kW	hp	kW
CAT 1-70°	.969	24.6	2.29	58.3	4.38	111.2	3.625	92.1	3,200	362	6,800	768	15	12	24	18

EXTENDED LUBE 70° CONSTANT VELOCITY JOINT - "E"

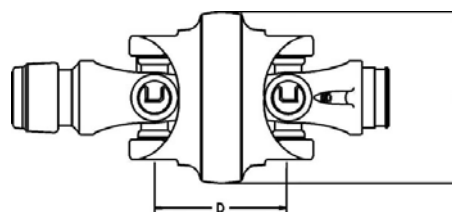
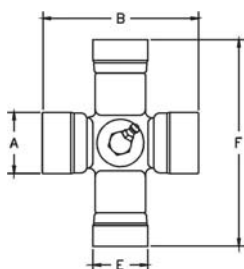
SERIES	A		B		C SWING DIA.		D		Max. DYNAMIC TORQUE		MIN. STATIC TORQUE		POWER			
	in	mm	in	mm	in	mm	in	mm	in•lb	Nm	in•lb	Nm	540		1000	
													hp	kW	hp	kW
CAT 1-70°	.969	24.6	2.29	58.3	4.38	111.2	3.625	92.1	4,000	452	6,800	768	21	15	32	24

Maximum Dynamic Torque is the dynamic load limit of the needle bearings.

Power Values are for 1000 hours life and 10° total angle.

Lubrication fittings can be provided for one or more bearing cups upon request.

CONSTANT VELOCITY JOINTS



STANDARD 80° CONSTANT VELOCITY JOINT - "R"

SERIES	A		B		C SWING DIA.		D		E		F		Max.DYNAMIC TORQUE		Min.STATIC TORQUE		POWER			
	in	mm	in	mm	in	mm	in	mm	in	mm	in	mm	in•lb	Nm	in•lb	Nm	540		1000	
																	hp	kW	hp	kW
CAT 3-80°	1.126	28.6	2.62	66.6	5.38	136.6	4.25	108.0	1.126	28.6	4.25	108.0	6,500	734	26,000	2,938	31	23	47	35
CAT 4-80°	1.251	31.8	3.20	81.3	5.38	136.6	4.25	108.0	1.126	28.6	4.25	108.0	12,000	1,356	40,000	4,519	57	42	87	65
CAT 5-80°	1.251	31.8	3.20	81.3	6.38	162.0	5.00	127.0	1.251	31.8	4.30	109.2	13,000	1,469	50,000	5,649	77	58	119	89
CAT 6-80°	1.533	38.9	3.72	94.5	6.38	162.0	5.00	127.0	1.310	33.3	4.36	110.7	20,000	2,260	65,000	7,344	117	87	179	134

EXTENDED LUBE 80° CONSTANT VELOCITY JOINT - "E"

SERIES	A		B		C SWING DIA.		D		E		F		Max.DYNAMIC TORQUE		Min.STATIC TORQUE		POWER			
	in	mm	in	mm	in	mm	in	mm	in	mm	in	mm	in•lb	Nm	in•lb	Nm	540		1000	
																	hp	kW	hp	kW
CAT 3-80°	1.126	28.6	2.62	66.6	5.38	136.6	4.25	108.0	1.126	28.6	4.25	108.0	7,000	791	26,000	2,938	41	31	63	47
CAT 4-80°	1.251	31.8	3.20	81.3	5.38	136.6	4.25	108.0	1.126	28.6	4.25	108.0	13,200	1,491	40,000	4,519	77	58	119	89
CAT 5-80°	1.251	31.8	3.20	81.3	6.38	162.0	5.00	127.0	1.251	31.8	4.30	109.2	14,500	1,638	50,000	5,649	103	77	158	118
CAT 6-80°	1.533	38.9	3.72	94.5	6.38	162.0	5.00	127.0	1.310	33.3	4.36	110.7	24,000	2,712	65,000	7,344	151	112	232	173

- Patented centering apparatus includes floating plates that retain lubricant and help keep dirt and contaminants out.
- Patented ball and socket design provides surface contact to distribute loads and reduce possibility of wear.
- Patented ball and socket lubrication system provides positive method of lubrication to grease ball and socket in each yoke through one common fitting.
- Patented articulated guard system maintains full coverage with mating guard bell as CV is angled up to 80°.

Maximum Dynamic Torque is the dynamic load limit of the needle bearings.

Power Values are for 1000 hours life and 10° total angle.

Lubrication fittings can be provided for one or more bearing cups upon request.

Weasler Engineering, Inc.
P.O.Box 558, West Bend, WI 53095 USA
tel:+1-262.338.2161, fax:+1-262.338.3709
E-mail: oemsales@weasler.com
web site: www.Weasler.com

Weasler Engineering bv
P.O.Box 266, NL 6600 AG, Wijchen, Nederland
tel:+31-24-64 89 100, fax:+31-24-64 89 109
E-mail:sales@weasler.nl
web site: www.WeaslerAgdrive.com

Weasler Engineering Kft
P.O.Box 262,H6001, Kecskemet, Hungary
tel:+36-76-500410, fax:+36-76-500 415
E-mail: agritrans@mail.datanet.hu