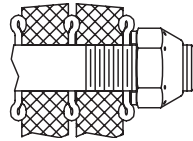


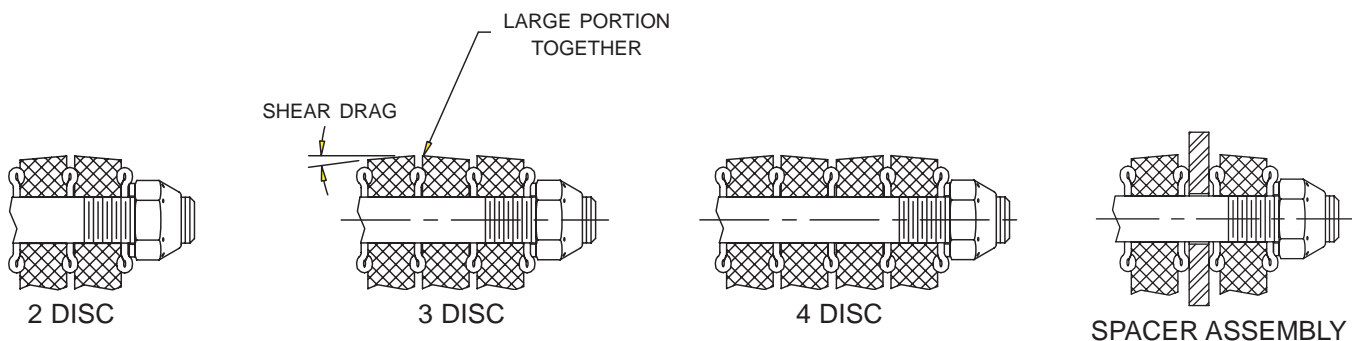


1. WHEN UNIVERSAL JOINTS ARE PRESENT, BE SURE THE YOKE ARMS ARE PROPERLY ALIGNED.
2. ALWAYS ROTATE THE BOLT HEAD.
3. ON 2-DISC COUPLINGS, THE LARGE DIAMETER OF THE DISCS SHOULD BE BACK-TO-BACK.

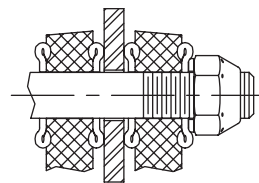


2 DISC

4. THE OPEN EDGE OF THE BEADED WASHER SHOULD ALWAYS FACE THE DISC.



5. ALL SPACERS SHOULD BE BETWEEN THE FIBER DISCS.



SPACER ASSEMBLY

6. PRE-ASSEMBLY (SNUG ALL FASTENERS)
7. FINALLY, TIGHTEN THE FASTENERS ON ONE SPIDER UNTIL THE BEADED WASHERS ARE RECESSED INTO THE DISC ONE HALF THE THICKNESS OF THE BEAD, THEN TIGHTEN THE FASTENER ON THE OTHER SPIDER.